

# ANNUAL REPORT FOR MISSISSIPPI NURSING DEGREE PROGRAMS



Melissa Temple, PhD, MSN, RN  
Director of Nursing Education

May 15, 2025

Office of Academic and Student Affairs  
Mississippi Institutions of Higher Learning

## TABLE OF CONTENTS

---

Admissions by Academic Year	Page 2-3
Enrollment by Fall Term	Page 5-6
Baccalaureate Enrollment (Prelicensure & RN to BSN)	Page 7
Graduate Program Enrollment by Clinical Practice Role	Page 8
Graduates by Academic Year	Page 9-10
Associate and Baccalaureate Graduates	Page 11
Masters and Doctoral Graduates	Page 12
NCLEX-RN® Pass Rates	Page 13
Student/Faculty Ratios	Page 14
Preparation by Institution	Page 15
Faculty Vacancies	Page 16
Retirement Projections	Page 17
Degree Completion Rates by Degree Level	Page 18
Nurse Practitioner and Nurse Anesthesia Certification Rates	Page 19
National Accreditation Status and Schedule	Page 20
Demographic Make-up Prelicensure RN Students	Page 21

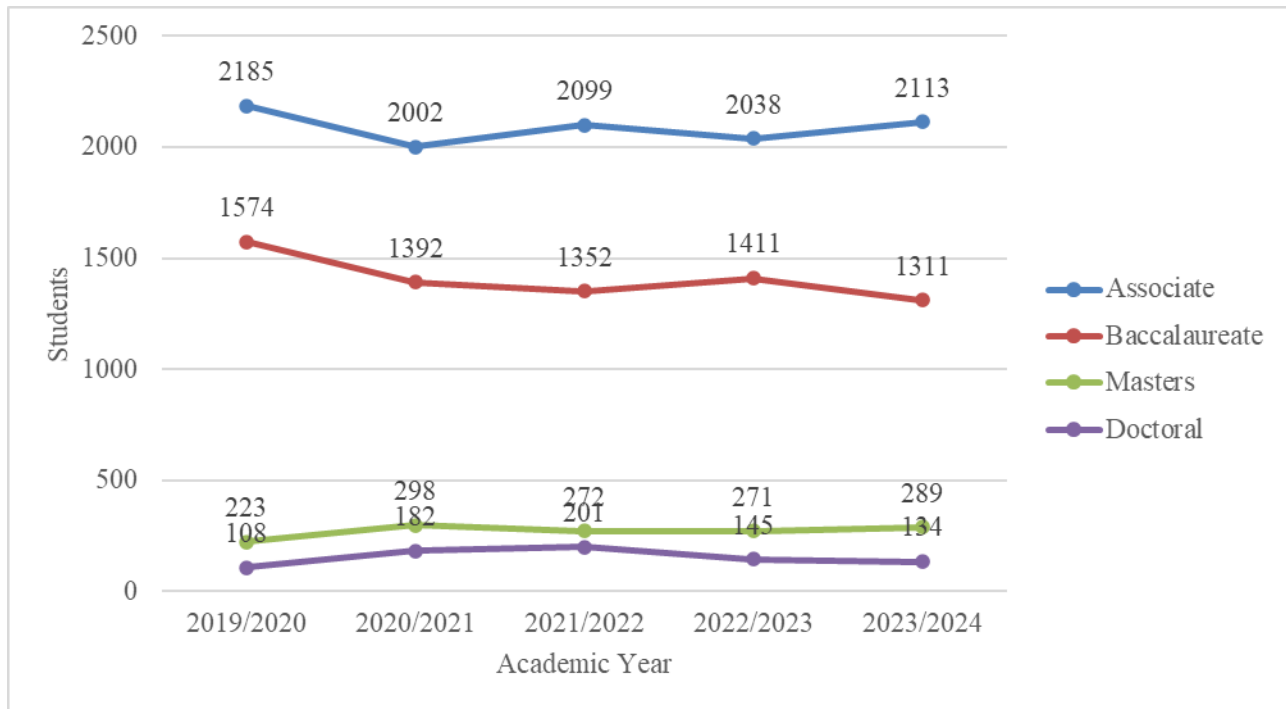
## Admissions by Academic Year

College/University Nursing Program	2019/ 2020	2020/ 2021	2021/ 2022	2022/ 2023	2023/2024	5-Year Average	5-Year Change
<b>Associate</b>							
Alcorn State University	24	30	32	29	54	34	125.0%
Coahoma Community College	31	28	38	40	30	33	-3.2%
Copiah-Lincoln Community College	41	39	42	43	44	42	7.3%
East Central Community College	58	52	53	60	84	61	44.8%
East Mississippi Community College	71	68	68	92	54	71	-23.9%
Hinds Community College	233	222	226	201	246	226	5.6%
Holmes Community College	169	174	173	184	216	183	27.8%
Itawamba Community College	147	121	120	129	125	128	-15.0%
Jones County Junior College	81	85	85	78	95	85	17.3%
Meridian Community College	295	243	213	173	180	221	-39.0%
Mississippi Delta Community College	79	63	59	72	57	66	-27.8%
Mississippi Gulf Coast Community College	290	292	357	330	315	317	8.6%
Mississippi University for Women	83	86	63	63	71	73	-14.5%
Northeast Mississippi Community College	106	106	116	107	104	108	-1.9%
Northwest Mississippi Community College	205	143	190	143	145	165	-29.3%
Pearl River Community College	124	133	150	172	186	153	50.0%
Southwest MS Community College	148	117	114	122	107	122	-27.7%
<b>Subtotal</b>	<b>2185</b>	<b>2002</b>	<b>2099</b>	<b>2038</b>	<b>2113</b>	<b>2087</b>	<b>-3.3%</b>
<b>Baccalaureate</b>							
Alcorn State University	33	41	54	49	42	44	27.3%
Belhaven University	25	36	22	22	30	27	20.0%
Blue Mountain Christian University <sup>1</sup>	N/A	N/A	N/A	15	7	N/A	N/A
Delta State University	84	48	51	61	65	62	-22.6%
Mississippi College	293	213	154	173	104	187	-64.5%
Mississippi University for Women	471	419	387	352	335	393	-28.9%
University of Mississippi Medical Center	313	292	328	315	313	312	0.0%
University of Southern Mississippi	224	199	215	239	281	232	25.4%
William Carey University	131	144	141	185	134	147	2.3%
<b>Subtotal</b>	<b>1574</b>	<b>1392</b>	<b>1352</b>	<b>1411</b>	<b>1311</b>	<b>1408</b>	<b>-16.7%</b>
<b>Masters</b>							
Alcorn State University	7	6	13	10	11	9	57.1%
Delta State University	10	12	13	8	11	11	10.0%
Mississippi College	11	7	4	3	4	6	-63.6%
Mississippi University for Women	29	26	26	22	30	27	3.4%
University of Mississippi Medical Center	83	196	202	202	178	172	114.5%
University of Southern Mississippi <sup>2</sup>	66	41	7	19	34	33	-48.5%
William Carey University	17	10	7	7	21	12	23.5%
<b>Subtotal</b>	<b>223</b>	<b>298</b>	<b>272</b>	<b>271</b>	<b>289</b>	<b>271</b>	<b>29.6%</b>
<b>Doctoral</b>							
Alcorn State University	6	7	4	5	5	5	-7.7%
Delta State University	13	11	32	22	28	21	115.4%
Mississippi University for Women	2	15	19	9	3	10	50.0%
University of Mississippi Medical Center	13	19	32	24	26	23	100.0%
University of Southern Mississippi	47	96	83	65	62	71	31.9%
William Carey University	27	34	31	20	10	24	-63.0%
<b>Subtotal</b>	<b>108</b>	<b>182</b>	<b>201</b>	<b>145</b>	<b>134</b>	<b>154</b>	<b>24.1%</b>
<b>TOTAL</b>	<b>4090</b>	<b>3874</b>	<b>3924</b>	<b>3865</b>	<b>3847</b>	<b>3920</b>	<b>-5.9%</b>

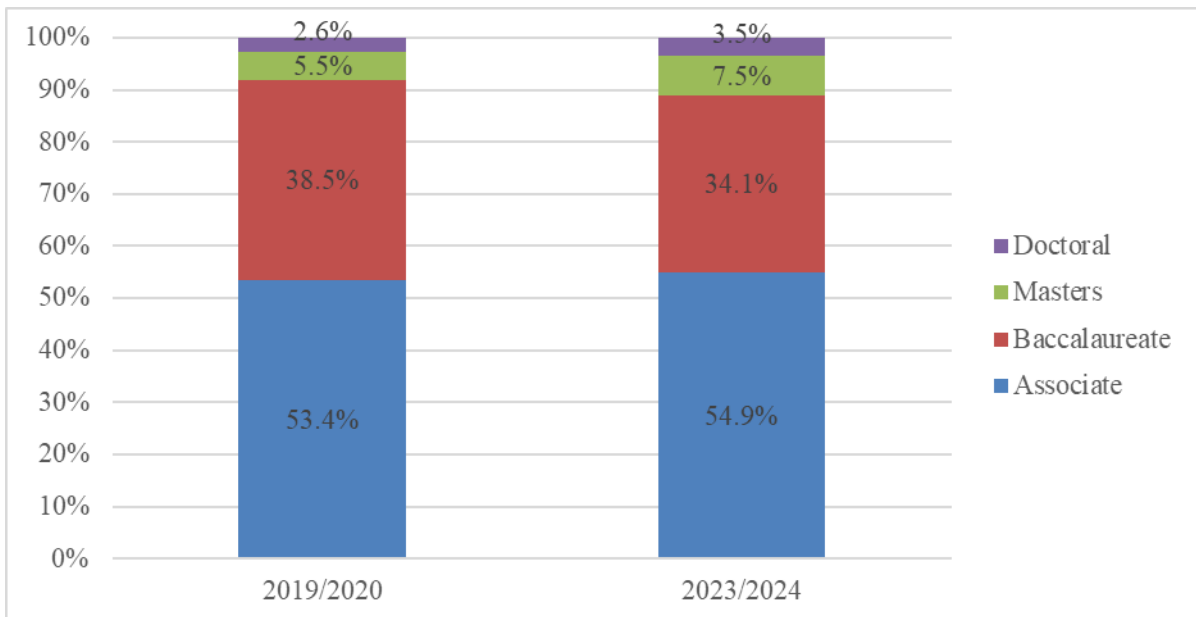
<sup>1</sup>BMCU- admitted first BSN class January 2023

<sup>2</sup>USM- Post-master's admissions/ MSN program closure Fall 2020

## Admissions by Academic Year



- The overall total number of nursing admissions has decreased by -5.9 percent from AY 2019-20 to AY 2023-24. The decrease in the Baccalaureate (-16.7%) is representative of the decrease in post-licensure RN to BSN admissions which have seen a -38.9% decrease. Both Masters and Doctoral Programs have seen an increase in admissions, 29.6% & 24.1%, respectively.



- Nursing admissions by academic level have changed from AY 2019-20 to AY 2023-24. Lower percentages of admissions are at the Baccalaureate level and there is a higher percentage of nursing admissions at the Associate and Graduate level when comparing AY 2019-20 to AY 2023-24.

## Baccalaureate Admissions (Prelicensure & RN to BSN) by Academic Year

College/University Nursing Program	2019/ 2020	2020/ 2021	2021/ 2022	2022/ 2023	2023/2024	5-Year Average	5-Year Change
<b>Baccalaureate</b>							
Alcorn State University	33	41	54	49	42	44	27.3%
Belhaven University	25	36	22	22	30	27	20.0%
Blue Mountain Christian University <sup>1</sup>	N/A	N/A	N/A	15	7	N/A	N/A
Delta State University	84	48	51	61	65	62	-22.6%
Mississippi College	293	213	154	173	104	187	-64.5%
Mississippi University for Women	471	419	387	352	335	393	-28.9%
University of Mississippi Medical Center	313	292	328	315	313	312	0.0%
University of Southern Mississippi	224	199	215	239	281	232	25.4%
William Carey University	131	144	141	185	134	147	2.3%
<b>Total</b>	<b>1574</b>	<b>1392</b>	<b>1352</b>	<b>1411</b>	<b>1311</b>	<b>1408</b>	<b>-16.7%</b>
<b>Baccalaureate Prelicensure</b>							
Alcorn State University	23	32	35	28	29	29	26.1%
Belhaven	17	24	14	14	21	18	23.5%
Blue Mountain Christian University	N/A	N/A	N/A	10	7	0	0.0%
Delta State University	45	34	40	40	44	41	-2.2%
Mississippi College	125	94	69	86	66	88	-47.2%
Mississippi University for Women	76	75	84	85	83	81	9.2%
University of Mississippi Medical Center	215	223	295	242	243	244	13.0%
University of Southern Mississippi	209	183	192	217	244	209	16.7%
William Carey University	118	192	114	180	118	144	0.0%
<b>Subtotal</b>	<b>828</b>	<b>857</b>	<b>843</b>	<b>902</b>	<b>855</b>	<b>857</b>	<b>3.3%</b>
<b>Baccalaureate RN to BSN</b>							
Alcorn State University	10	9	19	21	13	14	30.0%
Belhaven	8	12	8	8	9	9	12.5%
Blue Mountain Christian University	N/A	N/A	N/A	5	0	1	N/A
Delta State University	39	14	11	21	21	21	-46.2%
Mississippi College	168	119	85	87	38	99	-77.4%
Mississippi University for Women	395	341	303	267	252	312	-36.2%
University of Mississippi Medical Center	98	69	63	73	70	75	-28.6%
University of Southern Mississippi	15	16	23	22	37	23	146.7%
William Carey University	13	29	27	5	16	18	23.1%
<b>Subtotal</b>	<b>746</b>	<b>609</b>	<b>539</b>	<b>509</b>	<b>456</b>	<b>572</b>	<b>-38.9%</b>

<sup>1</sup>BMCU- admitted first BSN class January 2023.

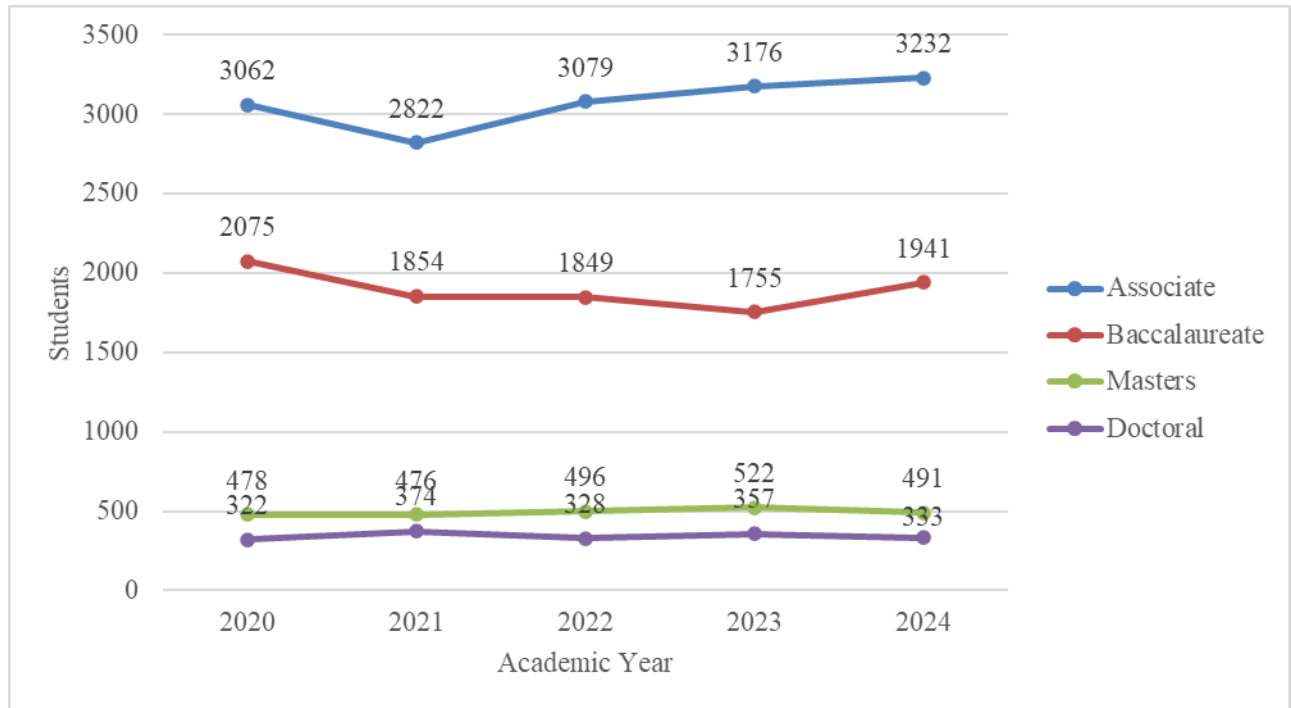
## Enrollment by Fall Term

College/University Nursing Program	2020	2021	2022	2023	2024	5-Year Average	5-Year Change
<b>Associate</b>							
Alcorn State University	45	50	62	80	101	68	124.4%
Coahoma Community College	27	33	33	28	21	28	-22.2%
Copiah-Lincoln Community College	67	61	62	69	66	65	-1.5%
East Central Community College	75	78	83	94	122	90	62.7%
East Mississippi Community College	89	76	90	109	126	98	41.6%
Hinds Community College	367	312	327	336	263	321	-28.3%
Holmes Community College	292	253	293	297	324	292	11.0%
Itawamba Community College	218	180	200	204	204	201	-6.4%
Jones County Junior College	154	149	143	159	164	154	6.5%
Meridian Community College	365	308	302	265	285	305	-21.9%
Mississippi Delta Community College	104	91	104	91	76	93	-26.9%
Mississippi Gulf Coast Community College	370	332	401	451	461	403	24.6%
Mississippi University for Women	113	94	90	105	101	101	-10.6%
Northeast Mississippi Community College	169	173	180	189	204	183	20.7%
Northwest Mississippi Community College	230	260	278	244	236	250	2.6%
Pearl River Community College	206	216	265	290	311	258	51.0%
Southwest Mississippi Community College	171	156	166	165	167	165	-2.3%
<b>Subtotal</b>	<b>3062</b>	<b>2822</b>	<b>3079</b>	<b>3176</b>	<b>3232</b>	<b>3074</b>	<b>5.6%</b>
<b>Baccalaureate</b>							
Alcorn State University	66	78	72	67	68	70	3.0%
Belhaven University	53	53	48	36	52	48	-1.9%
Blue Mountain Christian University <sup>1</sup>	N/A	N/A	N/A	17	21	8	N/A
Delta State University	120	119	131	139	130	128	8.3%
Mississippi College	252	221	193	187	177	206	-29.8%
Mississippi University for Women	529	413	430	389	411	434	-22.3%
University of Mississippi Medical Center	436	434	423	408	497	440	14.0%
University of Southern Mississippi	409	354	365	355	335	364	-18.1%
William Carey University	210	182	187	157	250	197	19.0%
<b>Subtotal</b>	<b>2075</b>	<b>1854</b>	<b>1849</b>	<b>1755</b>	<b>1941</b>	<b>1895</b>	<b>-6.5%</b>
<b>Masters</b>							
Alcorn State University	14	19	20	17	25	19	78.6%
Delta State University	17	18	22	24	33	23	94.1%
Mississippi College	17	11	8	7	2	9	-88.2%
Mississippi State University Meridian	NA	NA	NA	NA	35	NA	N/A
Mississippi University for Women	29	26	22	28	32	27	10.3%
University of Mississippi Medical Center	278	348	375	398	313	342	12.6%
University of Southern Mississippi <sup>2</sup>	93	40	40	31	32	47	-65.6%
William Carey University	30	14	9	17	19	18	-36.7%
<b>Subtotal</b>	<b>478</b>	<b>476</b>	<b>496</b>	<b>522</b>	<b>491</b>	<b>492.6</b>	<b>2.7%</b>
<b>Doctoral</b>							
Alcorn State University	13	11	9	9	9	10	-30.8%
Delta State University	15	39	46	52	49	40	226.7%
Mississippi University for Women	17	20	14	10	6	13	-64.7%
University of Mississippi Medical Center	50	64	73	78	79	69	58.0%
University of Southern Mississippi	144	162	120	153	135	143	-6.3%
William Carey University	83	78	66	55	55	67	-33.7%
<b>Subtotal</b>	<b>322</b>	<b>374</b>	<b>328</b>	<b>357</b>	<b>333</b>	<b>343</b>	<b>3.4%</b>
<b>TOTAL</b>							
<b>TOTAL</b>	<b>5937</b>	<b>5526</b>	<b>5752</b>	<b>5810</b>	<b>5997</b>	<b>5888</b>	<b>1.0%</b>

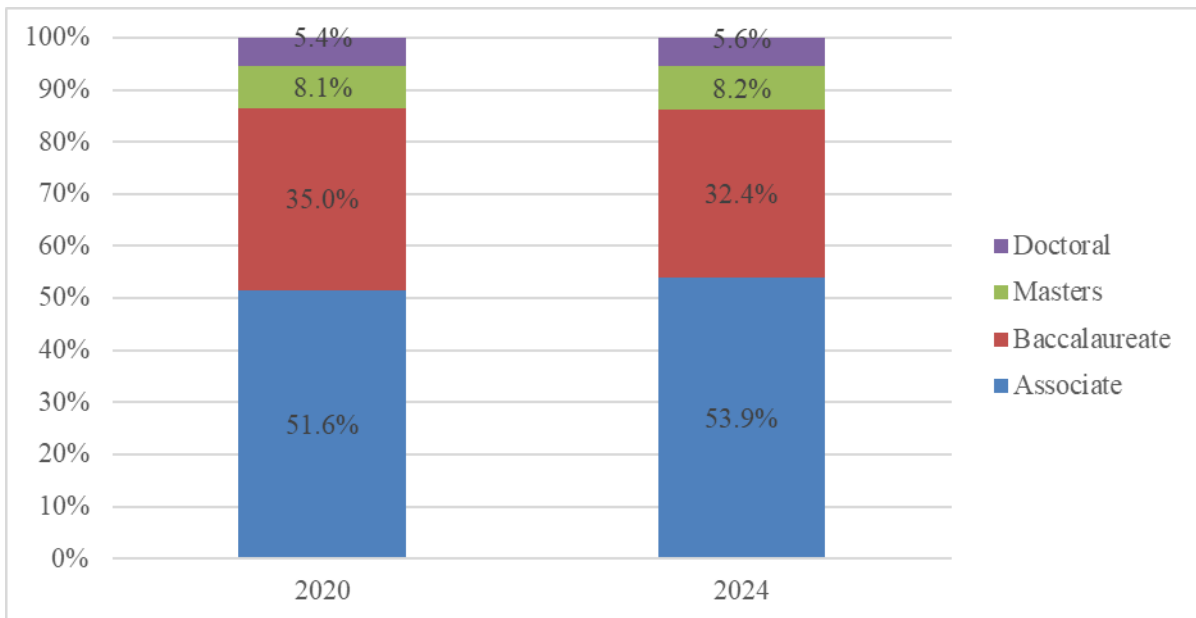
<sup>1</sup>BMCU- admitted first BSN class January 2023.

<sup>2</sup>USM- Post-master's admissions/ MSN program closure Fall 2020.

## Enrollment by Fall Term



- The overall nursing enrollment continues to climb after the decline seen in the wake of the pandemic in 2021. All levels have seen an overall increase from Fall 2020 to Fall 2024 except for Baccalaureate.



- Nursing enrollment by academic level has changed from Fall 2020 to Fall 2024. Enrollment in Associate Degree programs has increased for the third year in a row. Overall enrollment in BSN programs has decreased primarily due to the decrease in RN to BSN enrollment. RN to BSN enrollment has decreased -28.2% over the past 5 years. Graduate programs have seen an increase.

## Baccalaureate Enrollment (Prelicensure & RN to BSN) by Fall Term

College/University Nursing Program	2020	2021	2022	2023	2024	5-Year Average	5-Year Change
<b>Baccalaureate</b>							
Alcorn State University	66	78	72	67	68	70	3.0%
Belhaven University	53	53	48	36	52	48	-1.9%
Blue Mountain Christian University <sup>1</sup>	N/A	N/A	N/A	17	21	N/A	N/A
Delta State University	120	119	131	139	130	128	8.3%
Mississippi College	252	221	193	187	177	206	-29.8%
Mississippi University for Women	529	413	430	389	411	434	-22.3%
University of Mississippi Medical Center	436	434	423	408	497	440	14.0%
University of Southern Mississippi	409	354	365	355	335	364	-18.1%
William Carey University	210	182	187	157	250	197	19.0%
<b>Total</b>	<b>2075</b>	<b>1854</b>	<b>1849</b>	<b>1755</b>	<b>1941</b>	<b>1895</b>	<b>-6.5%</b>
<b>Baccalaureate &amp; Higher Prelicensure</b>							
Alcorn State University	57	58	51	55	59	56	3.5%
Belhaven	45	41	38	30	33	37	-26.7%
Blue Mountain Christian University <sup>1</sup>	N/A	N/A	N/A	14	21	NA	N/A
Delta State University	104	105	111	118	110	110	5.8%
Mississippi College	153	156	139	137	140	145	-8.5%
Mississippi State University <sup>2</sup>	N/A	N/A	N/A	N/A	35	N/A	N/A
Mississippi University for Women	134	132	152	155	130	141	-3.0%
University of Mississippi Medical Center	321	336	348	345	413	353	28.7%
University of Southern Mississippi	393	330	351	324	310	342	-21.1%
William Carey University	167	155	175	146	222	173	32.9%
<b>Subtotal</b>	<b>1374</b>	<b>1313</b>	<b>1365</b>	<b>1324</b>	<b>1473</b>	<b>1370</b>	<b>7.2%</b>
<b>Baccalaureate RN to BSN</b>							
Alcorn State University	9	20	21	12	9	14	0.0%
Belhaven University	8	12	10	6	19	11	137.5%
Blue Mountain Christian University <sup>1</sup>	N/A	N/A	N/A	3	0	N/A	N/A
Delta State University	16	14	20	21	20	18	25.0%
Mississippi College	99	65	54	50	37	61	-62.6%
Mississippi University for Women	395	281	278	234	281	294	-28.9%
University of Mississippi Medical Center	115	98	75	63	84	87	-27.0%
University of Southern Mississippi	16	24	14	31	25	22	56.3%
William Carey University	43	27	12	11	28	24	-34.9%
<b>Subtotal</b>	<b>701</b>	<b>541</b>	<b>484</b>	<b>431</b>	<b>503</b>	<b>532</b>	<b>-28.2%</b>

<sup>1</sup>BMCU- admitted first BSN class January 2023.

<sup>2</sup>MSU Meridian- admitted first MSN Entry Level class August 2024.



## Graduate Program Enrollment by Clinical Practice Role Fall 2024

Institution	Doctoral Enrollment			Masters Enrollment		Total Graduate Enrollment
	DNP	PhD	Other*	Role		
Alcorn State University	9			Family NP Post-Masters Family NP Education	20 3 2	34
Delta State University	49			Family NP Post-Masters Family NP Education	31 1 1	82
Mississippi College				Clinical Nurse Leader	2	2
Mississippi State University Meridian				Entry- Masters	35	35
Mississippi University for Women	6			Family NP Post-Masters Family NP	31 1	38
University of Mississippi Medical Center	62	17		Administration/Executive Post-Masters Admin/Executive Education Family NP Post-Masters Family NP Acute Care Adult Geri NP Post-Masters Acute Care Adult Geri NP Family Psych MH NP Post-Masters Family Psych MH NP Neonatal NP Pediatric Acute/Primary NP	44 0 46 147 12 12 2 47 5 2 14	410
University of Southern Mississippi <sup>1</sup>	100	35		Post-Masters Family NP Post-Masters Family Psych MH NP	4 28	167
William Carey University		55		Education	19	74
Total Graduate Enrollment Fall 2024	226	107		509		842
Total Graduate Enrollment Fall 2023	250	107		522		879
Total Graduate Enrollment Fall 2022	244	122		487		853
Total Graduate Enrollment Fall 2021	240	134		476		850
Total Graduate Enrollment Fall 2020	196	126		478		800

\*Other – students with special circumstances or non-degree seeking

<sup>1</sup>USM – DNP enrollment includes Nurse Anesthesia Program (Post-BSN to DNP).

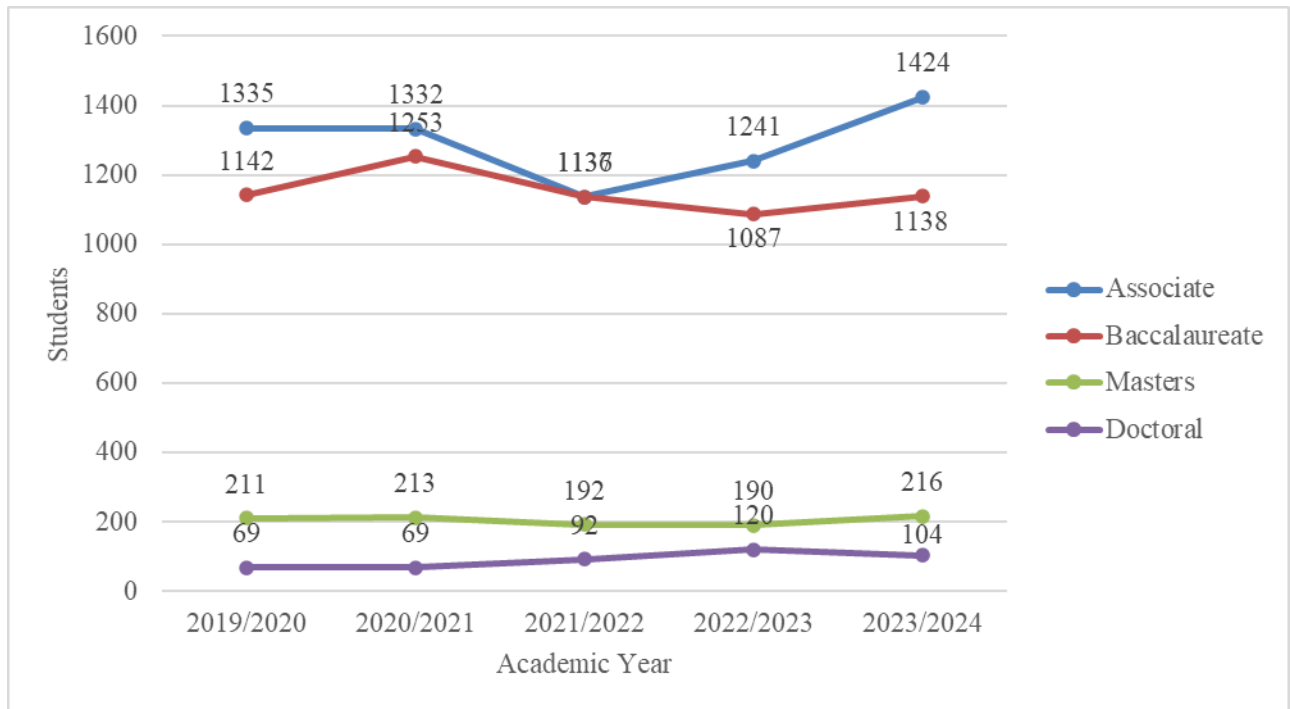
## Graduates by Academic Year

College/University Nursing Program	2019/ 2020	2020/ 2021	2021/ 2022	2022/ 2023	2023/2024	5-Year Average	5-Year Change
<b>Associate</b>							
Alcorn State University	18	23	22	22	40	25	122.2%
Coahoma Community College	22	16	29	23	25	23	13.6%
Copiah-Lincoln Community College	19	19	23	19	25	21	31.6%
East Central Community College	36	38	27	30	36	33	0.0%
East Mississippi Community College	26	39	28	33	43	34	65.4%
Hinds Community College	158	148	91	134	213	149	34.8%
Holmes Community College	85	139	152	141	123	128	44.7%
Itawamba Community College	69	88	65	57	85	73	23.2%
Jones County Junior College	71	69	57	52	60	62	-15.5%
Meridian Community College	137	142	113	107	87	117	-36.5%
Mississippi Delta Community College	49	43	37	43	41	43	-16.3%
Mississippi Gulf Coast Community College	173	172	122	180	191	168	10.4%
Mississippi University for Women	47	49	35	37	40	42	-14.9%
Northeast Mississippi Community College	83	65	55	60	81	69	-2.4%
Northwest Mississippi Community College	168	107	107	120	127	126	-24.4%
Pearl River Community College	92	85	88	107	124	99	34.8%
Southwest Mississippi Community College	82	90	86	76	83	83	1.2%
<b>Subtotal</b>	<b>1335</b>	<b>1332</b>	<b>1137</b>	<b>1241</b>	<b>1424</b>	<b>1295</b>	<b>6.7%</b>
<b>Baccalaureate</b>							
Alcorn State University	24	32	40	32	30	32	25.0%
Belhaven University	30	25	24	28	23	26	-23.33%
Delta State University	69	46	46	45	59	53	-14.5%
Mississippi College	166	137	142	102	111	132	-33.1%
Mississippi University for Women	335	420	319	336	359	354	7.2%
University of Mississippi Medical Center	264	292	327	283	281	289	6.4%
University of Southern Mississippi	163	200	148	168	170	170	4.3%
William Carey University	91	101	90	93	105	96	15.4%
<b>Subtotal</b>	<b>1142</b>	<b>1253</b>	<b>1136</b>	<b>1087</b>	<b>1138</b>	<b>1152</b>	<b>-0.4%</b>
<b>Masters</b>							
Alcorn State University	7	7	5	5	7	6	0.0%
Delta State University	5	6	2	8	9	6	80.0%
Mississippi College <sup>1</sup>	N/A	9	10	6	5	N/A	N/A
Mississippi University for Women	27	33	19	20	20	24	-25.9%
University of Mississippi Medical Center	96	81	116	122	156	114	62.5%
University of Southern Mississippi	63	63	28	16	13	37	-79.4%
William Carey University	13	14	12	13	6	12	-53.8%
<b>Subtotal</b>	<b>211</b>	<b>213</b>	<b>192</b>	<b>190</b>	<b>216</b>	<b>199</b>	<b>2.4%</b>
<b>Doctoral</b>							
Alcorn State University <sup>2</sup>	N/A	6	7	4	3	N/A	N/A
Delta State University	2	3	6	15	15	8	650.0%
Mississippi University for Women	7	2	12	6	7	7	0.0%
University of Mississippi Medical Center	8	10	6	22	26	14	225.0%
University of Southern Mississippi	30	31	42	54	45	40	50.0%
William Carey University	22	17	19	19	8	17	-63.6%
<b>Subtotal</b>	<b>69</b>	<b>69</b>	<b>92</b>	<b>120</b>	<b>104</b>	<b>91</b>	<b>50.7%</b>
<b>TOTAL</b>	<b>2757</b>	<b>2867</b>	<b>2557</b>	<b>2638</b>	<b>2882</b>	<b>2732</b>	<b>4.5%</b>

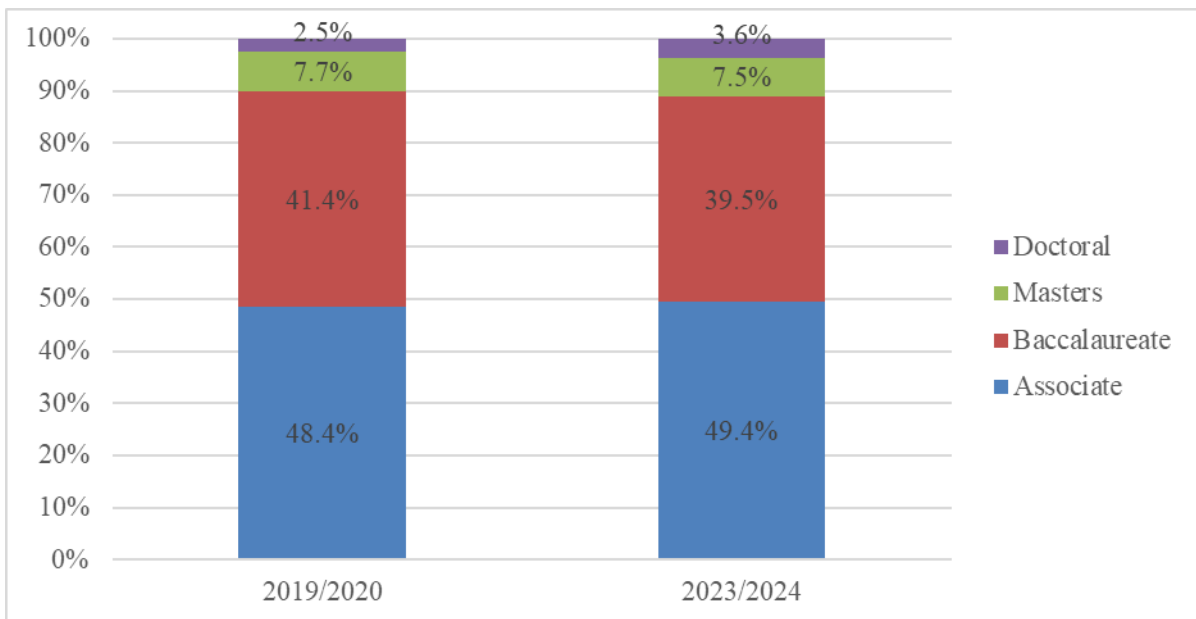
<sup>1</sup>MC- admitted first MSN class August 2019

<sup>2</sup>ASU – admitted first Doctor of Nursing Practice (DNP) class August 2019

## Graduates by Academic Year



- The number of nursing graduates has increased from Associate (6.7%), Masters (2.4%), and Doctoral (4.5%) programs from AY 2019-20 to AY 2023-24. There has been a -0.4 percent decrease in Baccalaureate nursing graduates.



- Nursing graduates by academic level changes from AY2019-20 to AY2023-24 include more graduates at the doctoral and associate degree level.

## Associate and Baccalaureate Graduates Academic Year 2023-2024

Institution/Degree	Generic Graduates <sup>1</sup>	LPN to RN Graduates	Other RN Graduates <sup>2</sup>	RN to BSN Graduates	Total Graduates
<b>Associate Degree</b>					
Alcorn State University	24	16			40
Coahoma Community College		25			25
Copiah-Lincoln Community College	25				25
East Central Community College	29	7			36
East Mississippi Community College	25	18			43
Hinds Community College	99	102	12		213
Holmes Community College	98	22	3		123
Itawamba Community College	73	12			85
Jones County Junior College	50	10			60
Meridian Community College	71	16	0		87
Mississippi Delta Community College	34	7			41
Mississippi Gulf Coast Community College	127	56	8		191
Mississippi University Women	33	7			40
Northeast Mississippi Community College	75	6			81
Northwest Mississippi Community College	106	21			127
Pearl River Community College	69	55			124
Southwest Mississippi Community College	37	46			83
<b>Subtotal</b>	<b>975</b>	<b>426</b>	<b>23</b>		<b>1424</b>
<b>Baccalaureate Degree</b>					
Alcorn State University	18			12	30
Belhaven University	16			7	23
Delta State University	39			20	59
Mississippi College	44		31	36	111
Mississippi University for Women	67		0	292	359
University of Mississippi Medical Center	98		125	58	281
University of Southern Mississippi	134		4	32	170
William Carey University	66	31		8	105
<b>Subtotal</b>	<b>482</b>	<b>31</b>	<b>160</b>	<b>465</b>	<b>1138</b>
<b>TOTAL</b>	<b>1457</b>	<b>457</b>	<b>183</b>	<b>465</b>	<b>2562</b>

<sup>1</sup>Generic Graduates – Traditional track pre-licensure students

<sup>2</sup>Other RN Graduates – Accelerated 2<sup>nd</sup> Degree BSN, Dual Enrollment (ADN & BSN), LPN-to-BSN, Paramedic-to-RN, & Respiratory Therapist-to-RN

## Masters and Doctoral Graduates Academic Year 2023-2024

Institution	Doctoral Graduates		Masters Graduates		Total Graduates
	DNP	PhD	Role		
Alcorn State University	3		Family NP Post-Masters Family NP	7 0	10
Delta State University	15		Family NP Post-Masters FNP	8 1	24
Mississippi College			Clinical Nurse Leader	5	5
Mississippi University for Women	7		Family NP Post-Masters FNP	19 1	27
University of Mississippi Medical Center	23	3	Administration/Executive Education Family NP Post-Masters Family NP Post-Masters Acute Care Adult Geri NP Family Psych MH NP Post-Masters Family Psych MH NP Neonatal NP Acute Primary Care Pediatric NP	28 25 65 4 1 25 4 1 3	182
University of Southern Mississippi	37	8	Post-Masters Family NP Post-Masters Family Psych MH NP	0 13	58
William Carey University		8	Education	6	14
Total Graduates AY 2023/2024	85	19	216		320
Total Graduates AY 2022/2023	93	27	193		313
Total Graduates AY 2021/2022	66	26	192		284
Total Graduates AY 2020/2021	47	22	213		282
Total Graduates AY 2019/2020	40	29	211		280

**NCLEX-RN® Pass Rates**  
**Mississippi Undergraduate Nursing Programs**  
**Calendar Years 2022-2024**

(Source: MS Board of Nursing/National Council of State Boards of Nursing)

**STANDARD VI: Outcomes. 2. A. NCLEX Pass Rates: Annual NCLEX pass rates for all test takers (1<sup>st</sup> and repeat) will be at 80% or above over a three-year period.**

Nursing Programs	2022	2023	2024	3-Year Pass Rate
Alcorn State University	100%	100%	78.05%	<b>89.29%</b>
Coahoma Community College	67.74%	95.65%	88%	<b>82.28%</b>
Copiah-Lincoln Community College	95.65%	84.21%	91.30%	<b>87.69%</b>
East Central Community College	92.59%	100%	100%	<b>97.85%</b>
East Mississippi Community College	95.83%	94.44%	100%	<b>97.06%</b>
Hinds Community College	92.97%	99.13%	98.27%	<b>96.88%</b>
Holmes Community College	96.33%	100%	98.29%	<b>98.26%</b>
Itawamba Community College	98.46%	96.55%	98.82%	<b>99.03%</b>
Jones County Junior College	98.25%	100%	100%	<b>99.42%</b>
Meridian Community College	98.23%	99.05%	98.29%	<b>98.51%</b>
Mississippi Delta Community College	94.59%	100%	90.24%	<b>95.04%</b>
Mississippi Gulf Coast Community College	98.39%	99.47%	100%	<b>99.45%</b>
Mississippi University for Women	97.06%	100%	97.50%	<b>98.20%</b>
Northeast Mississippi Community College	94.64%	100%	98.73%	<b>97.95%</b>
Northwest Mississippi Community College	99.07%	97.50%	99.20%	<b>98.58%</b>
Pearl River Community College	94.62%	98.32%	96.77%	<b>96.73%</b>
Southwest Mississippi Community College	98.65%	100%	100%	<b>99.53%</b>
<b>Associate Degree Pass Rate</b>	<b>95.73%</b>	<b>98.68%</b>	<b>97.71%</b>	<b>97.48%</b>
Alcorn State University	92.31%	95.45%	92.31%	<b>93.24%</b>
Belhaven University	100%	100%	100%	<b>100%</b>
Blue Mountain Christian University	NA	NA	100%	<b>NA</b>
Delta State University	100%	100%	100%	<b>100%</b>
Mississippi College	93.59%	98.55%	93.33%	<b>95.17%</b>
Mississippi University for Women	100%	100%	100%	<b>100%</b>
University of Mississippi Medical Center	95.43%	100%	99.10%	<b>98.18%</b>
University of Southern Mississippi	99.25%	100%	100%	<b>99.77%</b>
William Carey University	96.84%	98.84%	98.80%	<b>98.08%</b>
<b>Bachelor Degree Pass Rate</b>	<b>96.76%</b>	<b>99.55%</b>	<b>99.55%</b>	<b>98.35%</b>
<b>ADN and BSN Pass Rate Combined</b>	<b>96.11%</b>	<b>98.99%</b>	<b>98.02%</b>	<b>97.78%</b>
<b>National Pass Rate (1<sup>st</sup> Write Only)</b>	<b>79.90%</b>	<b>88.56%</b>	<b>91.16%</b>	
<b>National Pass Rate (Repeat)</b>	<b>43.74%</b>	<b>51.15%</b>	<b>50.93%</b>	
<b>TOTAL Mississippi Graduates taking NCLEX-RN®</b>	<b>1773</b>	<b>1875</b>	<b>2118</b>	

## Student/Faculty Ratios Fall 2024

**STANDARD IV. Curriculum.** *Undergraduate student-to-faculty ratios must be no more than 15 to 1 for total enrollment, 10 to 1 for clinical laboratory courses that require direct supervision, and 15 to 1 for those courses that do not require direct supervision. Graduate student-to-faculty ratios must be no more than 15 to 1 for total enrollment, 15 to 1 in graduate clinical courses, 2 to 1 for advanced practice clinical courses that require direct supervision, and 6 to 1 for advanced practice clinical courses that do not require direct supervision.*

Nursing Program	Student Enrollment	Total Faculty Number (FTE)	Student/Faculty Total Enrollment Ratio	Meets Student/Faculty Clinical Ratio
<b>Associate Degree</b>				
Alcorn State University	101	10 (6.90)	11:1	Yes
Coahoma Community College	21	5 (4.04)	5:1	Yes
Copiah-Lincoln Community College	66	8 (7.50)	9:1	Yes
East Central Community College	122	16 (13.50)	8:1	Yes
East Mississippi Community College	126	12 (9.90)	11:1	Yes
Hinds Community College	263	29 (27.70)	10:1	Yes
Holmes Community College	324	39 (28.70)	9:1	Yes
Itawamba Community College	204	21 (15.60)	10:1	Yes
Jones County Junior College	164	16 (15.00)	11:1	Yes
Meridian Community College	285	28 (27.50)	11:1	Yes
Mississippi Delta Community College	76	11 (11.00)	7:1	Yes
Mississippi Gulf Coast Community College	461	69 (40.00)	7:1	Yes
Mississippi University for Women	101	12 (12.00)	9:1	Yes
Northeast Mississippi Community College	204	16 (16.00)	13:1	Yes
Northwest Mississippi Community College	236	34 (25.20)	7:1	Yes
Pearl River Community College	311	29 (22.20)	11:1	Yes
Southwest Mississippi Community College	167	17 (13.80)	10:1	Yes
<b>Baccalaureate Degree</b>				
Alcorn State University	68	12(5.70)	6:1	Yes
Belhaven University	52	13 (6.90)	4:1	Yes
Blue Mountain Christian University	21	9 (8.00)	3:1	Yes
Delta State University	130	14(7.79)	10:1	Yes
Mississippi College	177	27 (20.40)	7:1	Yes
Mississippi University for Women	411	36 (26.78)	12:1	Yes
University of Mississippi Medical Center	497	47 (41.00)	11:1	Yes
University of Southern Mississippi	335	34 (30.00)	10:1	Yes
William Carey University	250	45 (22.90)	5:1	Yes
<b>Graduate Degree</b>				
Alcorn State University	34	12 (4.80)	3:1	Yes
Delta State University	82	22 (7.48)	4:1	Yes
Mississippi College	2	1 (1.00)	2:1	Yes
Mississippi State University Meridian	35	7 (7.00)	5:1	Yes
Mississippi University for Women	38	13 (6.5)	3:1	Yes
University of Mississippi Medical Center	410	59 (38.70)	7:1	Yes
University of Southern Mississippi	167	17 (13.00)	10:1	Yes
William Carey University	74	25 (15.20)	4:1	Yes
<b>TOTAL</b>	<b>6015</b>	<b>765 (566.19)</b>		

\*Total Faculty Number may include duplicated numbers due to faculty teaching across degree levels.

\*Graduate Degree Student Enrollment data for Master of Science in Nursing (MSN) and Doctor of Nursing Practice (DNP) program

## Preparation by Institution Fall 2024

<b>Institution</b>	<b>ADN/ BSN<sup>1</sup></b>	<b>MSN</b>	<b>Doctorate</b>	<b>Other<sup>2</sup></b>	<b>Total Faculty FTE</b>
Alcorn State University		8.30	8.70	0.40	<b>17.40</b>
Belhaven University		3.50	3.40		<b>6.90</b>
Blue Mountain Christian University		3.50	4.50		<b>8.00</b>
Coahoma Community College		2.04	2.0		<b>4.04</b>
Copiah-Lincoln Community College	1.0	5.50	1.0		<b>7.50</b>
Delta State University		4.99	10.28		<b>15.27</b>
East Central Community College		10.50	3.00		<b>13.50</b>
East Mississippi Community College		6.60	3.30		<b>9.90</b>
Hinds Community College	1.0	22.70	4.0		<b>27.70</b>
Holmes Community College	1.0	23.40	4.30		<b>28.70</b>
Itawamba Community College		7.60	8.00		<b>15.60</b>
Jones County Junior College		14.00	1.00		<b>15.00</b>
Meridian Community College		18.50	9.0		<b>27.50</b>
Mississippi College	0.5	11.10	9.80		<b>21.40</b>
Mississippi Delta Community College		9.00	2.0		<b>11.00</b>
Mississippi Gulf Coast Community College		30.50	9.50		<b>40.00</b>
Mississippi State University Meridian		2.00	5.00		<b>7.00</b>
Mississippi University for Women		21.79	23.49		<b>45.28</b>
Northeast Mississippi Community College		8.0	8.0		<b>16.00</b>
Northwest Mississippi Community College		23.20	2.0		<b>25.20</b>
Pearl River Community College	1.0	13.90	7.30		<b>22.20</b>
Southwest Mississippi Community College		11.80	2.0		<b>13.80</b>
University of Mississippi Medical Center		21.30	57.40	1.00	<b>79.70</b>
University of Southern Mississippi	0.5	17.50	25.00		<b>43.00</b>
William Carey University		16.00	22.10		<b>38.10</b>
<b>Total Fall 2023</b>	<b>5.00</b>	<b>317.22</b>	<b>236.07</b>	<b>1.40</b>	<b>544.05</b>

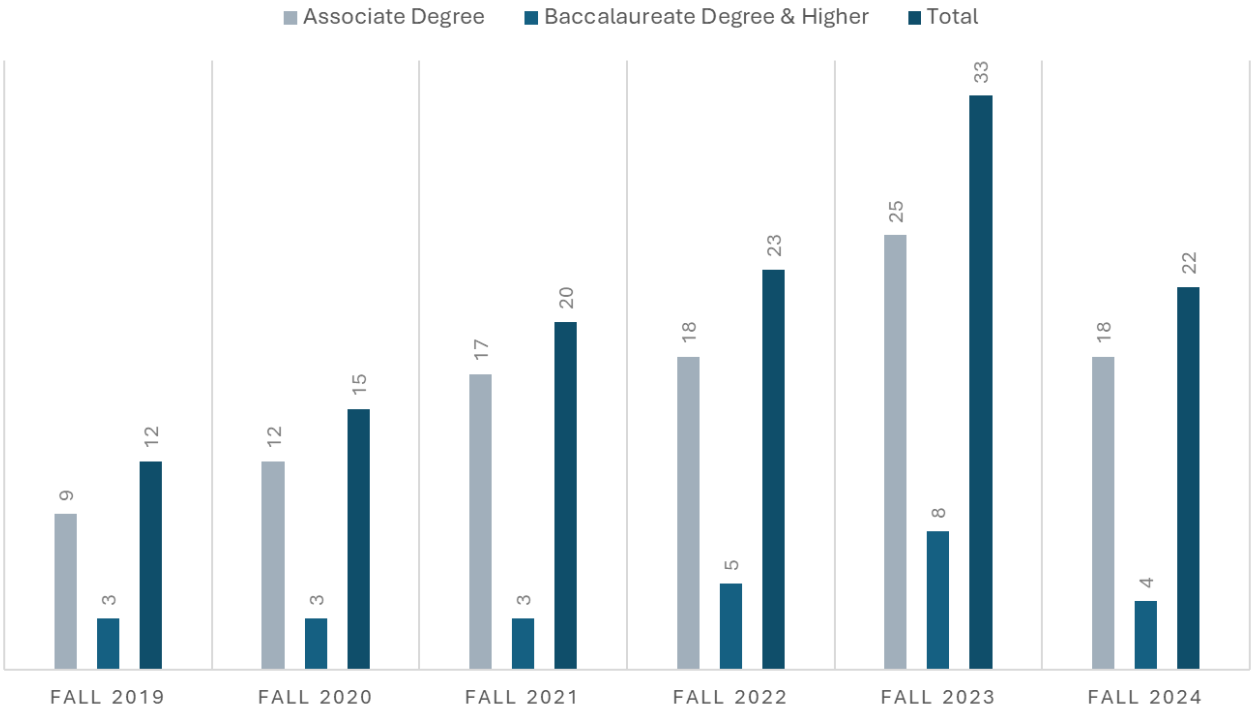
Faculty preparation includes full-time, part-time, and adjunct.

<sup>1</sup>ADN or BSN Prepared Faculty – approved faculty exception currently pursuing a master’s degree in nursing, with completion in 3 years

<sup>2</sup>Other (Non-Nurse Faculty) – EdD Higher Education, MA Higher Education, MS Instructional Technology, PhD Biochemistry, PhD Biostatistics, PhD Counseling Psychology, PhD Molecular Biology, PhD Molecular Medicine, PhD Instructional Systems and Workforce Development, PhD Pharmaceutical Science, and USM Nurse Anesthesia Program (Volunteer/no cost: Anesthesiologist; CRNA Clinical Instructors).

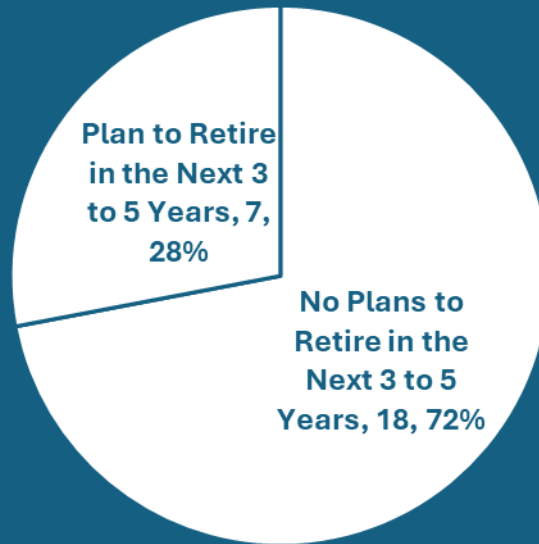


# NURSE FACULTY VACANCY RATES IN MISSISSIPPI

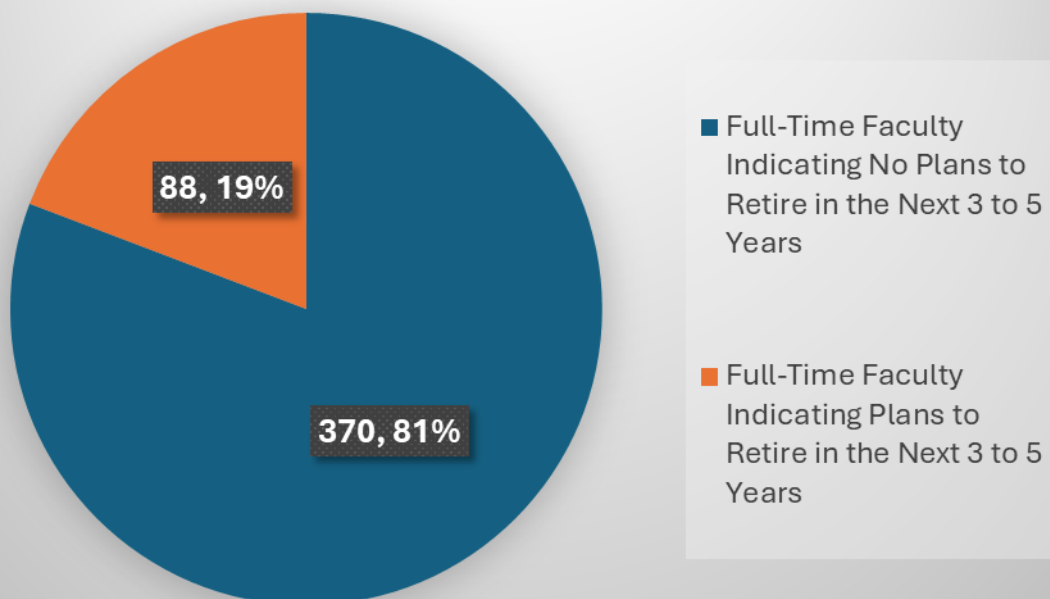


## Fall 2024 Report of Projected Retirements

### DEANS & DIRECTORS OF SCHOOLS OF NURSING IN MISSISSIPPI



### Full-Time Nursing Faculty in Mississippi



## Degree Completion Rates by Degree Level Academic Year 2023/2024

College/University Nursing Program	Cohort, Total	Graduated in 100% Time, Total	Still Enrolled, Total	Outcome Met
<b>Associate Degree</b>				
Alcorn State University	50	80%	0	YES
Coahoma Community College	30	83.33%	3.30%	YES
Copiah-Lincoln Community College	44	56.82%	9%	YES
East Central Community College	57	54.39%	15.79%	YES
East Mississippi Community College <sup>1</sup>	70	61.43%	2.90%	YES
Hinds Community College <sup>2</sup>	279	50.90%	12.54%	YES
Holmes Community College	192	59.38%	10.94%	YES
Itawamba Community College <sup>3</sup>	156	53.21%	4.49%	YES
Jones County Junior College	98	40.82%	20.41%	NO
Meridian Community College <sup>4</sup>	196	44.39%	15.82%	YES
Mississippi Delta Community College	56	53.57%	8.93%	YES
Mississippi Gulf Coast Community College	315	66.98%	4.76%	YES
Mississippi University for Women	60	66.67%	10%	YES
Northeast Mississippi Community College	104	77.88%	0.96%	YES
Northwest Mississippi Community College	133	52.63%	14.29%	YES
Pearl River Community College	180	55.56%	13.33%	YES
Southwest Mississippi Community College	121	51.24%	9.09%	YES
<b>TOTAL</b>	<b>2141</b>	<b>57.17%</b>	<b>11.72%</b>	
<b>Baccalaureate</b>				
Alcorn State University	32	93.75%	0.00%	YES
Belhaven University	20	95%	5%	YES
Blue Mountain Christian University	N/A	N/A	N/A	N/A
Delta State University	62	87.10%	3.23%	YES
Mississippi College	146	89.04%	1.37%	YES
Mississippi University for Women	306	90.20%	1.31%	YES
University of Mississippi Medical Center	314	89.49%	1.91%	YES
University of Southern Mississippi	207	78.74%	3.86%	YES
William Carey University	114	71.93%	3.51%	YES
<b>*TOTAL</b>	<b>1201</b>	<b>86.18%</b>	<b>2.25%</b>	
<b>Masters</b>				
Alcorn State University	9	77.78%	0.00%	YES
Delta State University	7	100%	N/A	YES
Mississippi College <sup>5</sup>	5	100.00%	N/A	YES
Mississippi University for Women	22	90.90%	95.45%	YES
University of Mississippi Medical Center	194	80.41%	87.11%	YES
University of Southern Mississippi <sup>6</sup>	16	81.25%	0.00%	YES
William Carey University	2	50%	100%	YES
<b>TOTAL</b>	<b>255</b>	<b>81.96%</b>	<b>5.88%</b>	
<b>Doctor of Nursing Practice</b>				
Alcorn State University	4	75%	25%	YES
Delta State University	10	70%	10%	YES
Mississippi University for Women	7	100%	N/A	YES
University of Mississippi Medical Center	21	100%	N/A	YES
University of Southern Mississippi	40	92.50%	0.00%	YES
<b>TOTAL</b>	<b>82</b>	<b>91.46%</b>	<b>2.44%</b>	

\*Total includes prelicensure and post-licensure

## Nurse Practitioner and Nurse Anesthesia Certification Rates Annual Rates 2021-2023

### STANDARD VI: Outcomes. 2. C. Certification Pass Rates:

*Annual nurse practitioner certification exam pass rates for all test takers (1<sup>st</sup> and repeat) will be at 80% or above over a three-year period.*

College/University Nursing Program	2021	2022	2023	3-Year Rate
Alcorn State University	100%	42.86%	90%	<b>77.27%</b>
Delta State University	100%	80%	100%	<b>95.65%</b>
Mississippi University for Women	92.31%	90%	100%	<b>93.85%</b>
University of Mississippi Medical Center	90.91%	96.43%	94.59%	<b>94.2%</b>
University of Southern Mississippi	85.94%	77.78%	57.14%	<b>78.51%</b>

*Annual nurse anesthesia certification exam pass rates for all test takers (1<sup>st</sup> and repeat) will be at 80% or above over a three-year period.*

College/University Nursing Program	2021	2022	2023	3-Year Rate
University of Southern Mississippi	100%	95.44%	85.71%	<b>93.55%</b>

## National Accreditation Status and Site Visit Schedule

### III. STANDARDS FOR ACCREDITATION. *All Nursing Education Programs must be accredited by a national nursing education accrediting body.*

Nursing Program	Accreditation Status		Date of Next Accreditation Visit
	ACEN*	CCNE**	
Associate Degree			
Alcorn State University	Continuing Accreditation		Spring 2031
Coahoma Community College	Continuing Accreditation		Fall 2027
Copiah-Lincoln Community College	Continuing Accreditation		Spring 2026
East Central Community College	Continuing Accreditation		Fall 2026
East Mississippi Community College	Continuing Accreditation		Fall 2024
Hinds Community College	Continuing Accreditation		Fall 2026
Holmes Community College	Continuing Accreditation		Spring 2027
Itawamba Community College	Continuing Accreditation		Spring 2028
Jones County Junior College	Continuing Accreditation		Fall 2026
Meridian Community College	Continuing Accreditation		Spring 2026
Mississippi Delta Community College	Continuing Accreditation		Spring 2029
Mississippi Gulf Coast Comm College	Continuing Accreditation		Spring 2028
Mississippi University for Women	Continuing Accreditation		Fall 2029
Northeast Mississippi Community College	Continuing Accreditation		Spring 2031
Northwest Mississippi Comm College	Continuing Accreditation		Fall 2026
Pearl River Community College	Continuing Accreditation		Spring 2027
Southwest Mississippi Comm College	Continuing Accreditation		Spring 2028
Baccalaureate/Higher Degree			
Alcorn State University	Continuing Accreditation With Conditions  Continuing Accreditation  Full Accreditation		Follow-Up Report Spring 2025 BSN; Next Visit Spring 2031  Fall 2028 MSN  Fall 2025 DNP
Belhaven University		Continuing Accreditation	Spring 2031
Blue Mountain Christian University		Full Accreditation	Fall 2028
Delta State University		Continuing Accreditation Continuing Accreditation	Spring 2030 BSN/MSN/ DNP/Post-Graduate APRN
Mississippi College		Continuing Accreditation Full Accreditation	Spring 2032 BSN Fall 2025 MSN
Mississippi University for Women		Continuing Accreditation Continuing Accreditation	Spring 2030 BSN/MSN/ DNP/Post-Graduate APRN
University of Mississippi Medical Center		Continuing Accreditation Continuing Accreditation	Spring 2032 BSN/MSN DNP/Post-Graduate APRN
University of Southern Mississippi		Continuing Accreditation  Continuing Accreditation Continuing Accreditation	Spring 2032 BSN Spring 2027 DNP/Post-Graduate APRN Fall 2033 NAP (COA)
William Carey University		Continuing Accreditation	Spring 2032 BSN/MSN

\*ACEN – Accreditation Commission for Education in Nursing. \*\*CCNE – Commission on Collegiate Nursing Education.  
COA - Council on Accreditation of Nurse Anesthesia Educational Programs.

## **Demographic Make-up of Prelicensure RN Students in Mississippi**

### **Mississippi Annual Prelicensure Survey Report by National Council State Board of Nursing (NCSBN)**

#### **Range of Average Age of Students**

AY 2023-2024	ASN/ADN: 21-36 years old; BSN programs: 21-28 years old; MSN 31 years old
AY 2022-2023	ASN/ADN: 20-34 years old; BSN programs: 21-29 years old
AY 2021-2022	ASN/ADN: 22-36 years old; BSN programs: 20-28 years old
AY 2020-2021	ASN/ADN: 21-33 years old; BSN programs: 20-27 years old

#### **Racial Composition**

Year	American Indian or Alaska Native	Asian	Black or African American	Native Hawaiian or Other Pacific Islander	White	Multi-Racial	Other
AY 2023-24	0.6%	1.5%	36%	0.2%	58%	1.4%	2.6%
AY 2022-23	0.4%	1%	32%	<0.1%	63%	1.5%	2%
AY 2021-22	0.1%	1%	28%	<0.1%	67%	1.7%	2.7%
AY 2020-21	0.2%	1.3%	27%	<0.1%	68%	1.4%	1.3%

#### **Gender**

Academic Year	Female	Male	Other
AY 2023-24	87%	13%	0.3%
AY 2022-23	87%	13%	0.1%
AY 2021-22	86%	14%	<0.1%
AY 2020-21	86%	14%	None