

Fall 2000

Enrollment Fact Book

*Selected Enrollment Statistics Profiling
Mississippi's Public Universities*

**Board of Trustees of State Institutions of Higher Learning
Office of Research and Planning**

Fall 2000 Enrollment Fact Book

Published by:

Board of Trustees of State Institutions of Higher Learning
Office of Research and Planning
3825 Ridgewood Road
Jackson, Mississippi 39211
(601) 432-6296
<http://www.ihl.state.ms.us/research.htm>

Dr. Thomas D. Layzell
Commissioner of Higher Education

Board of Trustees

Members with terms expiring
May 7, 2004

William S. Crawford, Meridian
Fifth Congressional District

Ricki R. Garrett, Clinton
Seventh Congressional District

Bryce Griffis, Starkville
First Congressional District

Carl Nicholson, Jr., Hattiesburg
State-at-large

Members with terms expiring
May 7, 2008

Thomas W. Colbert, Jackson
State-at-large

James Roy Klumb, Gulfport
Sixth Congressional District

D. E. Magee, Jr., Jackson
Central Supreme Court District

Virginia Shanteau Newton, Gulfport
Southern Supreme Court District

Members with terms expiring
May 7, 2012

L. Stacy Davidson, Jr., Cleveland
Third Congressional District

Bettye Henderson Neely, Grenada
Fourth Congressional District

Scott Ross, West Point
Third Supreme Court District

Amy Whitten, Oxford
Second Congressional District

Institutions

**Alcorn State University
(ASU)**

Dr. Clinton Bristow, Jr., President
Lorman

**Delta State University
(DSU)**

Dr. David L. Potter, President
Cleveland

**Jackson State University
(JSU)**

Dr. Ronald Mason, Jr., President
Jackson

**Mississippi State University
(MSU)**

Dr. Malcolm Portera, President
Starkville

**Mississippi University for Women
(MUW)**

Dr. Clyda Stokes Rent, President
Columbus

**Mississippi Valley State University
(MVSU)**

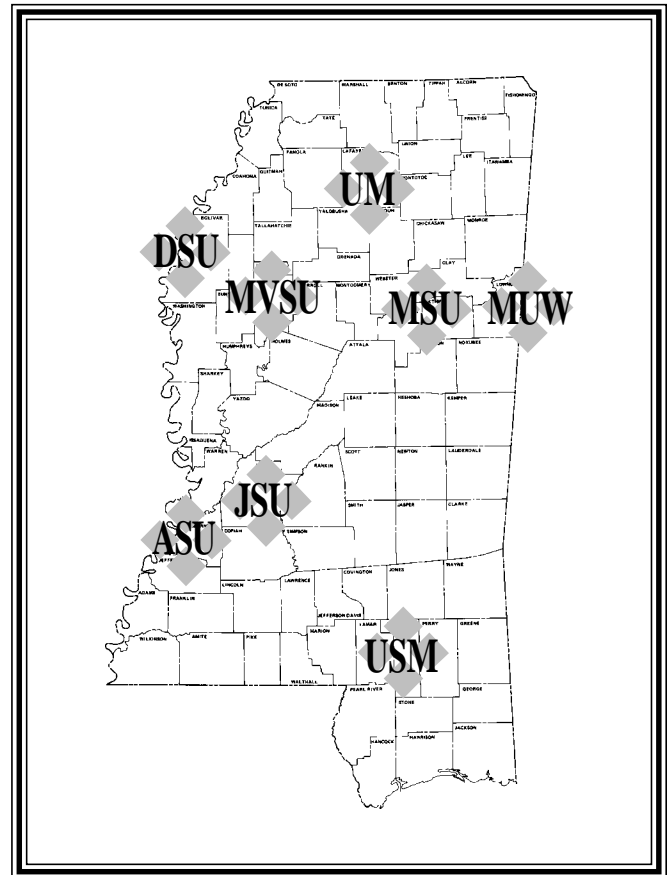
Dr. Lester C. Newman, President
Itta Bena

**University of Mississippi
(UM)**

Dr. Robert C. Khayat, Chancellor
Oxford

**University of Southern Mississippi
(USM)**

Dr. Horace Fleming, Jr., President
Hattiesburg



Research and Planning Staff

Dr. Milton Baxter, Assistant Commissioner
Research and Planning
Phone: 601/432-6296
FAX: 601/432-6117
E-mail: mbaxter@ihl.state.ms.us

Ms. Agatha Bradford
Administrative Assistant
Phone: 601/432-6632
FAX: 601/432-6117
E-mail: agatha@ihl.state.ms.us

Mr. Jim Hood
Senior Statistical Analyst
Phone: 601/432-6643
FAX: 601/432-6117
E-mail: jeh@ihl.state.ms.us

Ms. Colleen Lee
Senior Research and Statistical Analyst
Phone: 601/432-6445
FAX: 601/432-6117
E-mail: colleen@ihl.state.ms.us

Dr. Glenda Lester
Director, Educational Planning
Phone: 601/432-6775
FAX: 601/432-6117
E-mail: glester@ihl.state.ms.us

Ms. Gloria Miller
Coordinator
Phone: 601/432-6422
FAX: 601/432-6117
E-mail: gloria@ihl.state.ms.us

Ms. Susan Silver
Director, Institutional Analysis
Phone: 601/432-6702
FAX: 601/432-6117
E-mail: susan@ihl.state.ms.us

Ms. Edie Weathersby
Administrative Assistant
Phone: 601/432-6296
FAX: 601/432-6117
E-mail: edie@ihl.state.ms.us

Table of Contents

Total Headcount Enrollment

On-Campus and Off Campus Headcount Enrollment, by Level	1
On-Campus and Off-Campus Headcount Enrollment, by Ethnicity, by Gender, and by Residence	2
Headcount Enrollment, by Full-Time and Part-Time and Full-Time Equivalent (FTE) Enrollment, by Level	3

On-Campus

Headcount Enrollment, by Level	4
Headcount Enrollment, by Ethnicity, by Gender, and by Residence	5
Headcount Enrollment, by Full-Time and Part-Time and Full-Time Equivalent (FTE) Enrollment, by Level	6
Distribution of Enhanced ACT Composite Scores, First-Time Entering Freshmen	7
Headcount Enrollment, by Students' Origin	8
Headcount Enrollment, by Out-of-State Students' Residence	9
Headcount Enrollment, by Counties for Residents of Mississippi	10
Location of Students, by Counties for Residents of Mississippi	13
Total Headcount Enrollment, by Program Category	14
Graduate Headcount Enrollment, by Degree Program Levels and by Full-Time and Part-Time	22
Graduate Headcount Enrollment, by Program Category	23

Off-Campus

Headcount Enrollment, by Level	29
Headcount Enrollment, by Ethnicity, by Gender, and by Residence	30
Headcount and Full-Time Equivalent (FTE) Enrollment, by Level and by Full-Time and Part-Time	31
Total Headcount Enrollment, by Program Category	32
Graduate Headcount Enrollment, by Academic Program Levels and by Full-Time and Part-Time	42
Graduate Headcount Enrollment, by Program Category	43

Table of Contents (Continued)

Other Locations

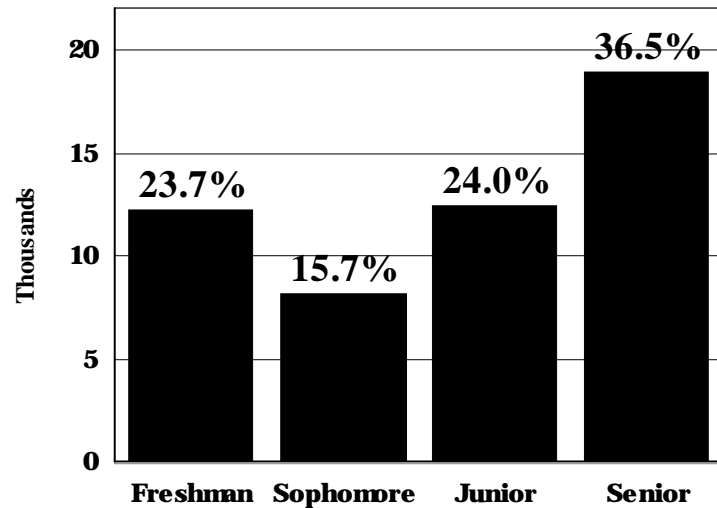
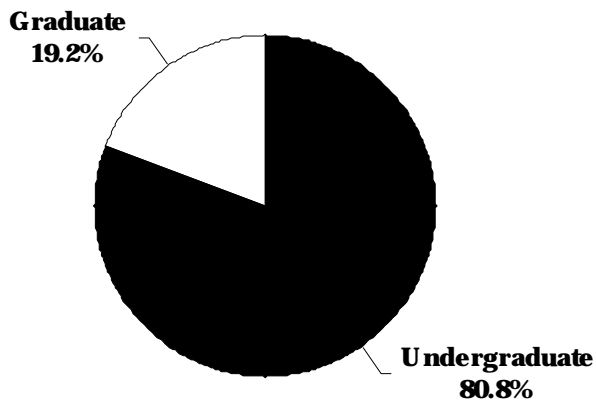
Headcount Enrollment, by Level	49
Headcount Enrollment, by Ethnicity, by Gender, and by Residence	50
Headcount Enrollment, by Full-Time and Part-Time and Full-Time Equivalent (FTE) Enrollment, by Level	51
Total Headcount Enrollment, by Program Category	52

University of Mississippi Medical Center

Headcount Enrollment, by Program Category, by Level, by Ethnicity, by Gender, by Residence, and by Full-Time and Part-Time	54
--	----

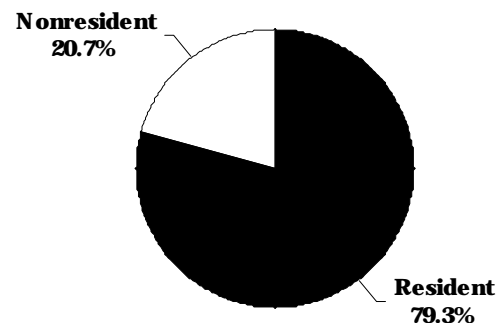
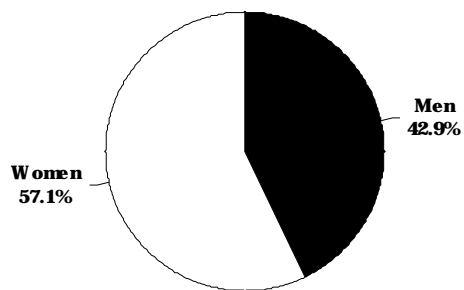
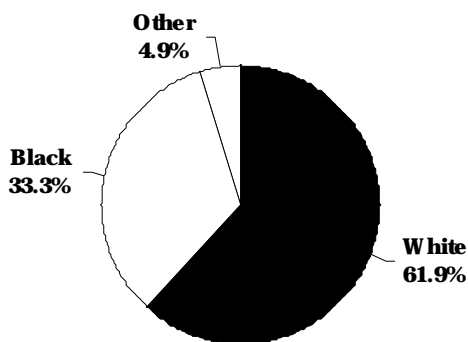
ON-CAMPUS AND OFF-CAMPUS HEADCOUNT ENROLLMENT BY LEVEL FALL, 2000-01

<u>Institution</u>	<u>Freshman</u>	<u>Sophomore</u>	<u>Junior</u>	<u>Senior</u>	<u>Undergraduate</u>	<u>Graduate</u>	<u>Total</u>
Alcorn State University	945	490	448	515	2,398	538	2,936
Delta State University	897	442	795	1,250	3,384	532	3,916
Jackson State University	1,584	1,035	1,159	1,701	5,479	1,353	6,832
Mississippi State University	2,873	2,170	3,320	4,944	13,307	3,254	16,561
Mississippi University for Women	690	307	495	1,170	2,662	153	2,815
Mississippi Valley State University	836	434	441	647	2,358	329	2,687
University of Mississippi	2,519	1,737	2,329	3,103	9,688	2,546	12,234
University of Mississippi Medical Center	59	15	169	211	454	1,240	1,694
University of Southern Mississippi	<u>1,886</u>	<u>1,533</u>	<u>3,319</u>	<u>5,405</u>	<u>12,143</u>	<u>2,366</u>	<u>14,509</u>
Total	12,289	8,163	12,475	18,946	51,873	12,311	64,184



ON-CAMPUS AND OFF-CAMPUS HEADCOUNT ENROLLMENT BY ETHNICITY, BY GENDER, AND BY RESIDENCE FALL, 2000-01

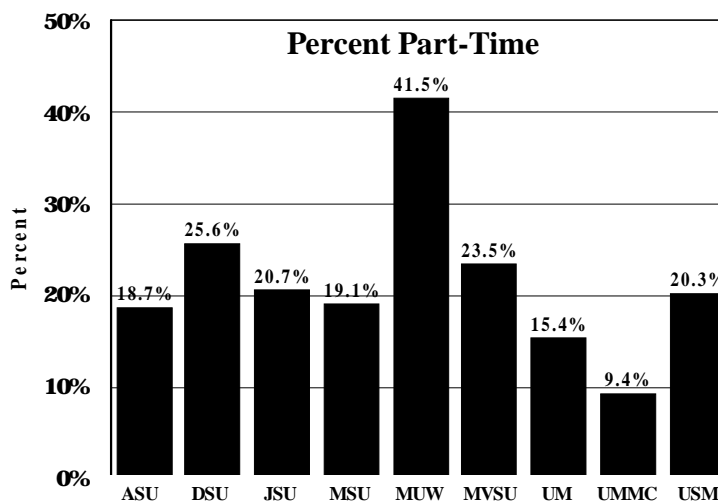
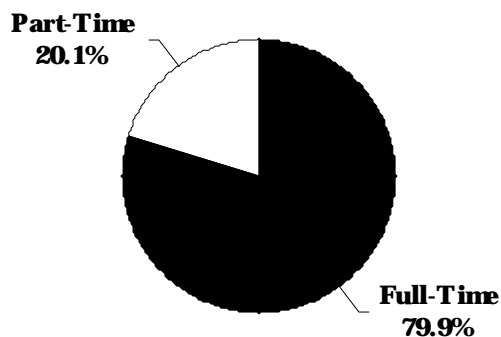
Institution	White		Black		Other		Men		Women		Resident		Nonresident		Total
Alcorn State University	207	7.1%	2,691	91.7%	38	1.3%	1,125	38.3%	1,811	61.7%	2,523	85.9%	413	14.1%	2,936
Delta State University	2,687	68.6%	1,189	30.4%	40	1.0%	1,503	38.4%	2,413	61.6%	3,614	92.3%	302	7.7%	3,916
Jackson State University	192	2.8%	6,475	94.8%	165	2.4%	2,579	37.7%	4,253	62.3%	5,431	79.5%	1,401	20.5%	6,832
Mississippi State University	12,371	74.7%	3,006	18.2%	1,184	7.1%	8,737	52.8%	7,824	47.2%	12,581	76.0%	3,980	24.0%	16,561
Mississippi University for Women	1,980	70.3%	751	26.7%	84	3.0%	407	14.5%	2,408	85.5%	2,514	89.3%	301	10.7%	2,815
Mississippi Valley State University	112	4.2%	2,554	95.1%	21	0.8%	904	33.6%	1,783	66.4%	2,512	93.5%	175	6.5%	2,687
University of Mississippi	10,034	82.0%	1,487	12.2%	713	5.8%	5,824	47.6%	6,410	52.4%	8,081	66.1%	4,153	33.9%	12,234
University of Mississippi Medical Center	1,343	79.3%	170	10.0%	181	10.7%	812	47.9%	882	52.1%	1,386	81.8%	308	18.2%	1,694
University of Southern Mississippi	10,791	74.4%	3,029	20.9%	689	4.7%	5,666	39.1%	8,843	60.9%	12,287	84.7%	2,222	15.3%	14,509
Total	39,717	61.9%	21,352	33.3%	3,115	4.9%	27,557	42.9%	36,627	57.1%	50,929	79.3%	13,255	20.7%	64,184



[Table of Contents](#)

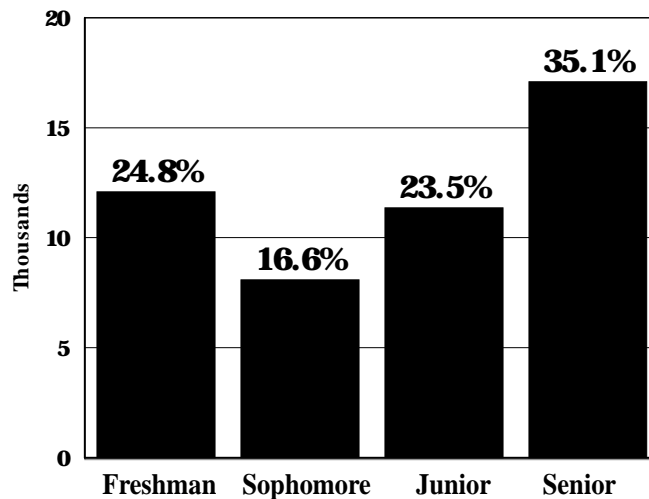
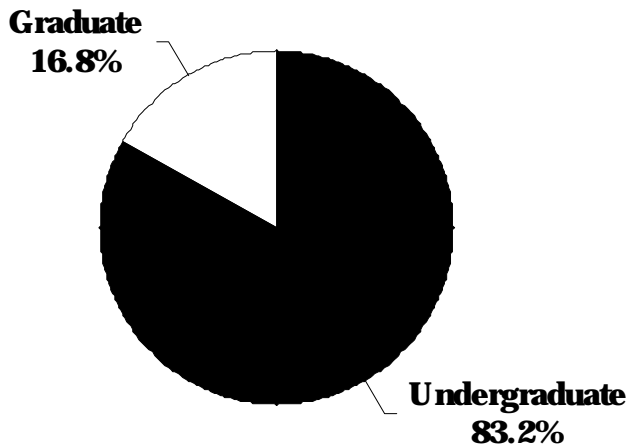
ON-CAMPUS AND OFF-CAMPUS HEADCOUNT ENROLLMENT BY FULL-TIME AND PART-TIME AND FULL-TIME EQUIVALENT (FTE) ENROLLMENT BY LEVEL FALL, 2000-01

<u>Institution</u>	<u>Headcount</u>				<u>Full-Time Equivalent</u>				<u>FTE Percent of Headcount</u>
	<u>Full-Time</u>	<u>Part-Time</u>	<u>Total</u>	<u>Percent Part-Time</u>	<u>Lower</u>	<u>Upper</u>	<u>Graduate</u>	<u>Total</u>	
Alcorn State University	2,387	549	2,936	18.7%	1,434.9	952.1	304.8	2,691.8	91.7%
Delta State University	2,915	1,001	3,916	25.6%	1,065.1	1,853.8	280.7	3,199.6	81.7%
Jackson State University	5,418	1,414	6,832	20.7%	2,490.1	2,659.6	838.5	5,988.2	87.6%
Mississippi State University	13,400	3,161	16,561	19.1%	4,659.2	7,300.1	2,163.9	14,123.2	85.3%
Mississippi University for Women	1,647	1,168	2,815	41.5%	659.7	1,178.2	94.0	1,931.9	68.6%
Mississippi Valley State University	2,055	632	2,687	23.5%	1,168.8	1,017.1	129.3	2,315.2	86.2%
University of Mississippi	10,352	1,882	12,234	15.4%	4,072.3	4,889.5	2,014.1	10,975.9	89.7%
University of Mississippi Medical Center	1,535	159	1,694	9.4%	61.7	412.5	1,927.8	2,402.0	141.8%
University of Southern Mississippi	<u>11,566</u>	<u>2,943</u>	<u>14,509</u>	<u>20.3%</u>	<u>3,388.3</u>	<u>7,761.3</u>	<u>1,638.7</u>	<u>12,788.3</u>	<u>88.1%</u>
Total	51,275	12,909	64,184	20.1%	19,000.1	28,024.2	9,391.8	56,416.1	87.9%



ON-CAMPUS HEADCOUNT ENROLLMENT BY LEVEL FALL, 2000-01

<u>Institution</u>	<u>Freshman</u>	<u>Sophomore</u>	<u>Junior</u>	<u>Senior</u>	<u>Undergraduate</u>	<u>Graduate</u>	<u>Total</u>
Alcorn State University	945	490	448	515	2,398	538	2,936
Delta State University	849	437	779	1,218	3,283	499	3,782
Jackson State University	1,578	1,024	1,147	1,674	5,423	1,348	6,771
Mississippi State University	2,831	2,161	3,159	4,667	12,818	2,946	15,764
Mississippi University for Women	687	302	445	1,098	2,532	148	2,680
Mississippi Valley State University	821	427	432	628	2,308	211	2,519
University of Mississippi	2,512	1,718	2,190	2,833	9,253	2,152	11,405
University of Southern Mississippi	<u>1,886</u>	<u>1,533</u>	<u>2,853</u>	<u>4,519</u>	<u>10,791</u>	<u>2,027</u>	<u>12,818</u>
Total	12,109	8,092	11,453	17,152	48,806	9,869	58,675

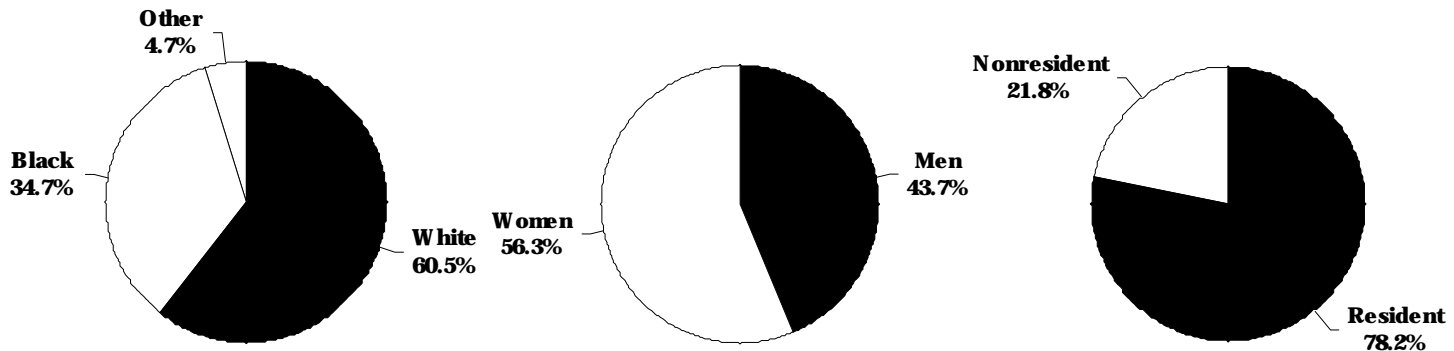


[Table of Contents](#)

Fall Enrollment Fact Book

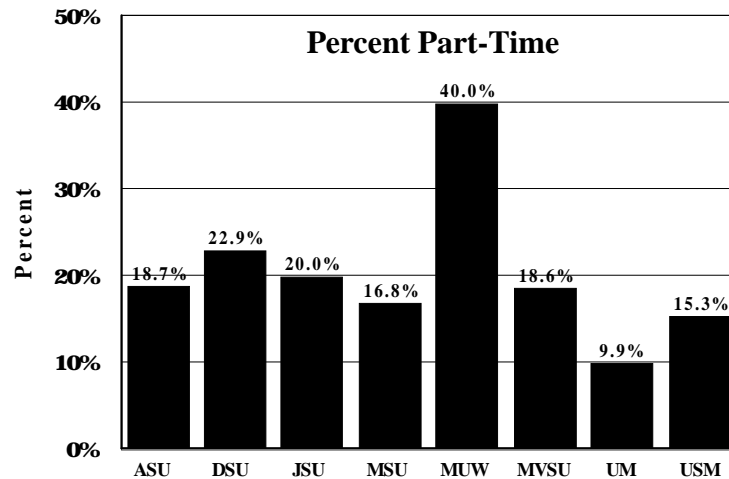
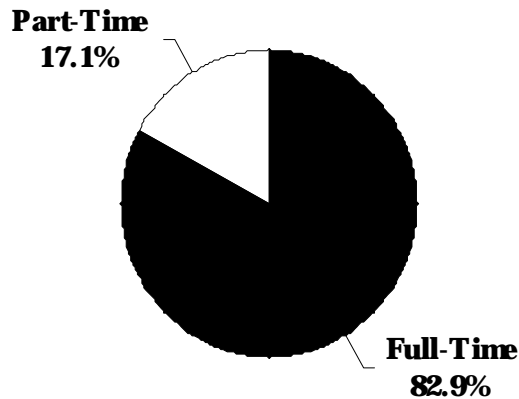
ON-CAMPUS HEADCOUNT ENROLLMENT BY ETHNICITY, BY GENDER, AND BY RESIDENCE FALL, 2000-01

<u>Institution</u>	<u>White</u>		<u>Black</u>		<u>Other</u>		<u>Men</u>		<u>Women</u>		<u>Resident</u>		<u>Nonresident</u>		<u>Total</u>
Alcorn State University	207	7.1%	2,691	91.7%	38	1.3%	1,125	38.3%	1,811	61.7%	2,523	85.9%	413	14.1%	2,936
Delta State University	2,610	69.0%	1,133	30.0%	39	1.0%	1,483	39.2%	2,299	60.8%	3,481	92.0%	301	8.0%	3,782
Jackson State University	190	2.8%	6,416	94.8%	165	2.4%	2,576	38.0%	4,195	62.0%	5,371	79.3%	1,400	20.7%	6,771
Mississippi State University	11,793	74.8%	2,829	17.9%	1,142	7.2%	8,508	54.0%	7,256	46.0%	11,823	75.0%	3,941	25.0%	15,764
Mississippi University for Women	1,885	70.3%	714	26.6%	81	3.0%	390	14.6%	2,290	85.4%	2,386	89.0%	294	11.0%	2,680
Mississippi Valley State University	90	3.6%	2,408	95.6%	21	0.8%	876	34.8%	1,643	65.2%	2,346	93.1%	173	6.9%	2,519
University of Mississippi	9,326	81.8%	1,387	12.2%	692	6.1%	5,574	48.9%	5,831	51.1%	7,345	64.4%	4,060	35.6%	11,405
University of Southern Mississippi	9,416	73.5%	2,805	21.9%	597	4.7%	5,098	39.8%	7,720	60.2%	10,625	82.9%	2,193	17.1%	12,818
Total	35,517	60.5%	20,383	34.7%	2,775	4.7%	25,630	43.7%	33,045	56.3%	45,900	78.2%	12,775	21.8%	58,675



ON-CAMPUS HEADCOUNT ENROLLMENT BY FULL-TIME AND PART-TIME AND FULL-TIME EQUIVALENT (FTE) ENROLLMENT BY LEVEL FALL, 2000-01

<u>Institution</u>	<u>Headcount</u>				<u>Full-Time Equivalent</u>				<u>FTE Percent of Headcount</u>
	<u>Full-Time</u>	<u>Part-Time</u>	<u>Total</u>	<u>Percent Part-Time</u>	<u>Lower</u>	<u>Upper</u>	<u>Graduate</u>	<u>Total</u>	
Alcorn State University	2,387	549	2,936	18.7%	1,434.9	952.1	304.8	2,691.8	91.7%
Delta State University	2,915	867	3,782	22.9%	1,053.1	1,842.6	271.2	3,166.9	83.7%
Jackson State University	5,418	1,353	6,771	20.0%	2,480.5	2,637.4	837.2	5,955.1	88.0%
Mississippi State University	13,108	2,656	15,764	16.8%	4,642.6	7,006.2	2,041.6	13,690.4	86.8%
Mississippi University for Women	1,609	1,071	2,680	40.0%	657.7	1,125.0	92.7	1,875.4	70.0%
Mississippi Valley State University	2,051	468	2,519	18.6%	1,161.8	1,009.3	90.0	2,261.1	89.8%
University of Mississippi	10,275	1,130	11,405	9.9%	4,062.7	4,724.1	1,871.6	10,658.4	93.5%
University of Southern Mississippi	<u>10,862</u>	<u>1,956</u>	<u>12,818</u>	<u>15.3%</u>	<u>3,388.3</u>	<u>6,913.0</u>	<u>1,487.0</u>	<u>11,788.3</u>	<u>92.0%</u>
Total	48,625	10,050	58,675	17.1%	18,881.6	26,209.7	6,996.1	52,087.4	88.8%



[Table of Contents](#)

Fall Enrollment Fact Book

**DISTRIBUTION OF ENHANCED ACT COMPOSITE SCORES
BY FREQUENCY OF STANDARD
FIRST-TIME ENTERING FRESHMEN
FALL, 2000-01**

<u>Act Score</u>	<u>ASU</u>	<u>DSU</u>	<u>JSU</u>	<u>MSU</u>	<u>MUW</u>	<u>MVSU</u>	<u>UM</u>	<u>USM</u>	<u>TOTAL</u>
36	0	0	0	2	0	0	1	0	3
35	0	0	0	3	0	0	3	0	6
34	0	0	0	9	0	0	9	2	20
33	0	0	0	23	0	0	10	4	37
32	0	1	0	49	2	0	31	4	87
31	0	0	1	51	3	0	47	16	118
30	0	1	2	71	2	0	66	27	169
29	0	4	0	101	6	0	102	34	247
28	0	3	4	101	8	0	109	33	258
27	1	6	7	108	7	1	78	37	245
26	1	17	14	123	12	0	121	53	341
25	10	20	10	114	13	3	126	63	359
24	13	20	15	110	21	1	121	76	377
23	12	24	17	128	11	4	125	89	410
22	11	30	47	143	14	14	152	104	515
21	17	41	57	181	25	11	155	182	669
20	27	42	58	177	21	23	192	159	699
19	39	70	86	181	20	21	155	174	746
18	64	56	96	160	29	54	115	147	721
17	85	55	121	107	16	52	81	90	607
16	93	44	146	66	11	60	30	39	489
15	37	23	71	3	4	41	14	9	202
14	24	7	32	1	3	14	1	5	87
13	12	2	24	0	0	17	0	0	55
12	8	1	10	0	0	4	0	0	23
11	2	0	2	0	0	1	0	2	7
10	0	0	1	0	0	0	0	0	1
Total	456	467	821	2,012	228	321	1,844	1,349	7,498
Mean Score	17.6	19.7	18.1	23.1	21.5	17.2	23.3	21.5	21.5

Note: Does not include students regularly admitted in the prior summer term at JSU and UM.

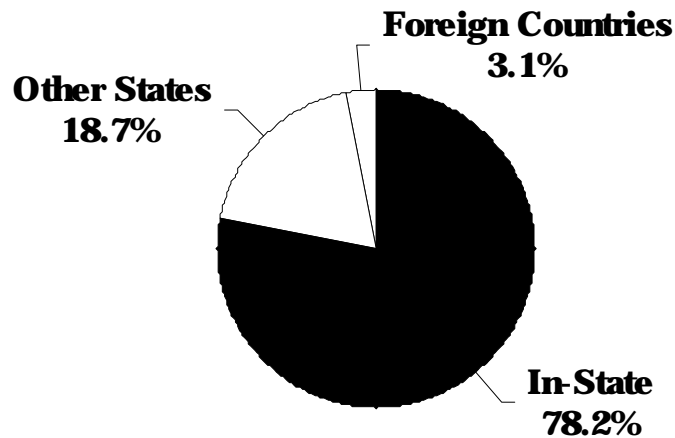
Does not include students regularly admitted and students participating in the Summer Developmental program in the prior summer term at MSU.

[Table of Contents](#)

Fall Enrollment Fact Book

**ON-CAMPUS HEADCOUNT ENROLLMENT
BY STUDENTS' ORIGIN
FALL, 2000-01**

<u>Institution</u>	<u>Number of Students from Adjacent Counties</u>	<u>Number of Students from In-State</u>	<u>Number of Students from Other States</u>	<u>Number of Students from Foreign Countries</u>	<u>Total On-Campus Enrollment</u>	<u>Percent of In-State Students to Total On-Campus Enrollment</u>	<u>Percent of In-State Students From Adjacent Counties</u>
Alcorn State University	979	2,523	384	29	2,936	85.9%	38.8%
Delta State University	2,034	3,481	265	36	3,782	92.0%	58.4%
Jackson State University	3,563	5,371	1,252	148	6,771	79.3%	66.3%
Mississippi State University	2,869	11,823	3,129	812	15,764	75.0%	24.3%
Mississippi University for Women	1,651	2,386	238	56	2,680	89.0%	69.2%
Mississippi Valley State University	1,200	2,346	167	6	2,519	93.1%	51.2%
University of Mississippi	2,216	7,345	3,655	405	11,405	64.4%	30.2%
University of Southern Mississippi	<u>3,897</u>	<u>10,625</u>	<u>1,870</u>	<u>323</u>	<u>12,818</u>	<u>82.9%</u>	<u>36.7%</u>
Total	18,409	45,900	10,960	1,815	58,675	78.2%	40.1%



**ON-CAMPUS HEADCOUNT ENROLLMENT
BY OUT-OF-STATE STUDENTS' RESIDENCE
FALL, 2000-01**

	<u>ASU</u>	<u>DSU</u>	<u>JSU</u>	<u>MSU</u>	<u>MUW</u>	<u>MVSU</u>	<u>UM</u>	<u>USM</u>	<u>Total</u>
Total Enrollment	2,936	3,782	6,771	15,764	2,680	2,519	11,405	12,818	58,675
Total Nonresident	413	301	1,400	3,941	294	173	4,060	2,193	12,775
Nonresident Percent of Total Enrollment	14.1%	8.0%	20.7%	25.0%	11.0%	6.9%	35.6%	17.1%	21.8%
<u>Nonresidents from SREB States</u>									
Alabama	27	11	81	698	134	21	395	321	1,688
Arkansas	13	41	52	136	3	7	227	15	494
Delaware	2	0	0	2	0	0	4	2	10
Florida	7	11	35	152	8	10	124	156	503
Georgia	9	3	79	134	6	7	272	45	555
Kentucky	1	3	1	59	0	2	97	17	180
Louisiana	92	40	129	207	21	21	354	841	1,705
Maryland	2	4	11	27	0	1	25	5	75
North Carolina	0	1	3	32	0	0	51	21	108
Oklahoma	0	1	20	14	1	2	24	11	73
South Carolina	0	2	6	23	1	0	37	23	92
Tennessee	22	91	136	703	28	32	1,053	69	2,134
Texas	68	25	70	135	8	9	408	60	783
Virginia	2	2	4	81	5	2	54	22	172
West Virginia	<u>1</u>	<u>0</u>	<u>1</u>	<u>11</u>	<u>0</u>	<u>0</u>	<u>2</u>	<u>1</u>	<u>16</u>
Total SREB States	246	235	628	2,414	215	114	3,127	1,609	8,588
From Other U.S. States	140	30	624	717	23	53	532	263	2,382
From Foreign Countries	29	31	146	812	56	6	405	323	1,808
Foreign Countries Represented (Total represents unique countries)	8	7	42	69	26	5	66	61	118

[Table of Contents](#)

**ON-CAMPUS HEADCOUNT ENROLLMENT
BY COUNTIES FOR RESIDENTS OF MISSISSIPPI
FALL, 2000-01**

	<u>ASU</u>	<u>DSU</u>	<u>JSU</u>	<u>MSU</u>	<u>MUW</u>	<u>MVSU</u>	<u>UM</u>	<u>USM</u>	<u>Total</u>
Adams	403	15	220	106	2	2	65	185	998
Alcorn	0	7	1	140	9	2	111	28	298
Amite	38	4	20	21	0	1	16	52	152
Attala	6	17	31	204	9	12	59	20	358
Benton	0	2	1	13	1	0	16	1	34
Bolivar	44	1,063	83	152	13	194	56	46	1,651
Calhoun	2	18	9	90	6	1	79	7	212
Carroll	4	39	14	82	9	20	56	7	231
Chickasaw	0	12	6	140	24	7	49	14	252
Choctaw	1	3	4	161	15	0	22	4	210
Claiborne	342	3	30	39	5	5	8	13	445
Clarke	3	2	7	45	0	2	11	67	137
Clay	6	7	10	244	143	8	32	23	473
Coahoma	34	195	66	125	4	99	136	14	673
Copiah	40	9	104	56	2	8	37	97	353
Covington	10	3	13	38	1	5	16	164	250
DeSoto	2	108	13	277	18	4	374	26	822
Forrest	14	5	33	158	6	3	85	1,999	2,303
Franklin	54	0	9	17	2	0	17	37	136
George	0	2	1	35	5	0	25	96	164
Greene	0	2	1	12	1	1	2	60	79
Grenada	8	119	28	104	0	27	117	27	430
Hancock	2	0	5	67	4	1	34	303	416
Harrison	27	21	43	364	16	18	202	783	1,474
Hinds	178	61	2,686	987	42	37	605	755	5,351
Holmes	53	23	118	95	6	94	27	25	441
Humphreys	20	61	33	22	0	116	21	4	277
Issaquena	1	4	5	5	0	2	1	4	22

[Table of Contents](#)

Fall Enrollment Fact Book

**ON-CAMPUS HEADCOUNT ENROLLMENT
BY COUNTIES FOR RESIDENTS OF MISSISSIPPI
FALL, 2000-01 (CONTINUED)**

	<u>ASU</u>	<u>DSU</u>	<u>JSU</u>	<u>MSU</u>	<u>MUW</u>	<u>MVSU</u>	<u>UM</u>	<u>USM</u>	<u>Total</u>
Itawamba	1	3	0	85	24	0	53	0	166
Jackson	48	23	40	341	20	4	205	625	1,306
Jasper	25	3	22	32	4	1	24	91	202
Jefferson	260	1	10	24	0	1	4	18	318
Jefferson Davis	25	2	28	14	1	3	2	121	196
Jones	25	9	21	140	3	3	83	535	819
Kemper	3	0	4	37	9	3	6	11	73
Lafayette	5	7	7	54	14	21	1,242	17	1,367
Lamar	1	7	5	80	3	4	23	664	787
Lauderdale	20	3	51	312	12	7	104	258	767
Lawrence	18	1	27	27	1	6	8	115	203
Leake	7	9	47	84	58	18	21	28	272
Lee	5	28	12	442	64	7	361	57	976
Leflore	25	137	70	177	7	633	95	35	1,179
Lincoln	55	6	46	66	5	3	31	160	372
Lowndes	20	18	19	585	1,186	6	87	58	1,979
Madison	33	39	259	386	22	6	243	216	1,204
Marion	32	3	32	47	2	1	32	265	414
Marshall	3	21	16	95	2	2	150	10	299
Monroe	2	19	10	242	151	4	111	12	551
Montgomery	2	24	13	121	70	26	80	7	343
Neshoba	5	11	5	150	13	2	30	52	268
Newton	3	7	19	77	6	3	21	59	195
Noxubee	12	3	10	125	50	4	12	16	232
Oktibbeha	5	7	17	1,343	121	9	36	31	1,569
Panola	19	57	22	89	1	12	257	16	473
Pearl River	2	7	9	85	11	0	31	350	495
Perry	6	2	0	17	2	0	3	70	100

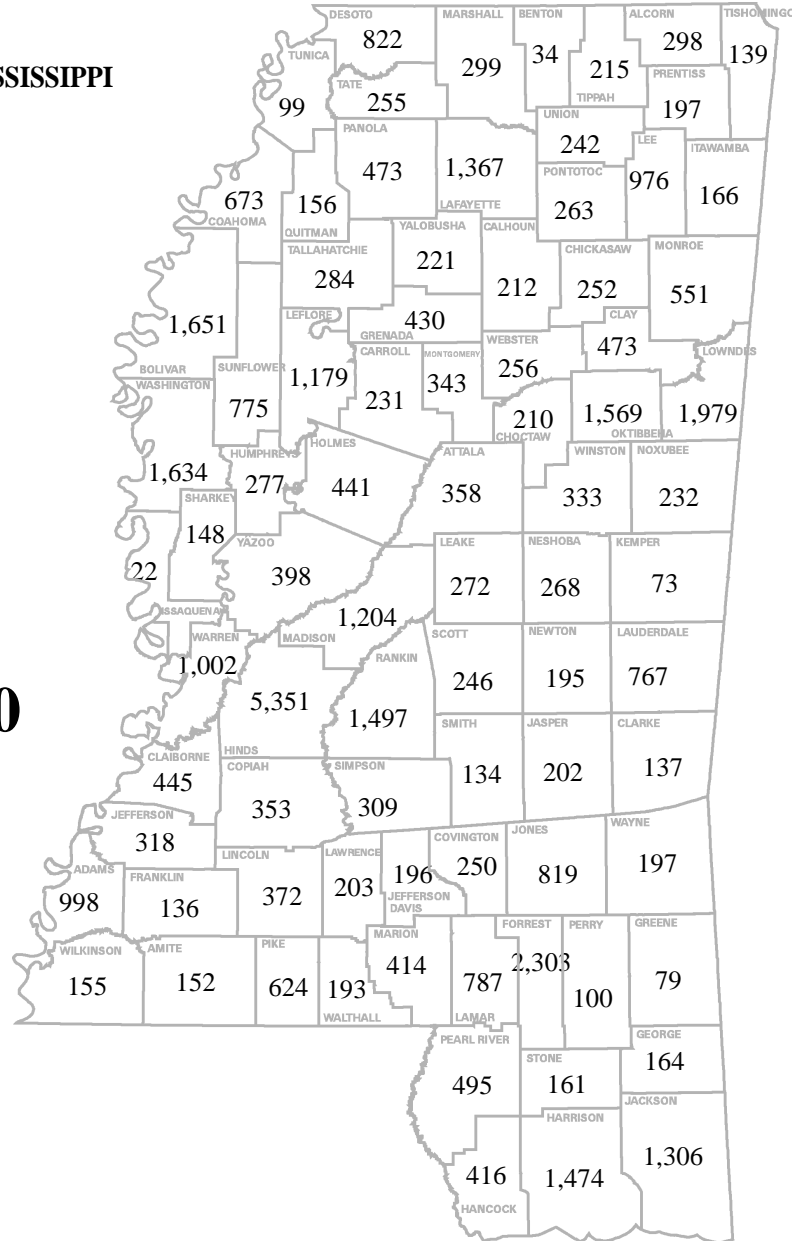
[Table of Contents](#)

Fall Enrollment Fact Book

**ON-CAMPUS HEADCOUNT ENROLLMENT
BY COUNTIES FOR RESIDENTS OF MISSISSIPPI
FALL, 2000-01 (CONTINUED)**

	<u>ASU</u>	<u>DSU</u>	<u>JSU</u>	<u>MSU</u>	<u>MUW</u>	<u>MVSU</u>	<u>UM</u>	<u>USM</u>	<u>Total</u>
Pike	95	10	62	85	5	15	58	294	624
Pontotoc	0	14	1	85	12	4	133	14	263
Prentiss	1	4	3	102	9	2	71	5	197
Quitman	3	36	24	24	3	18	38	10	156
Rankin	16	58	181	560	20	5	274	383	1,497
Scott	15	6	54	59	5	2	30	75	246
Sharkey	10	42	29	22	4	19	8	14	148
Simpson	7	5	61	47	2	2	25	160	309
Smith	4	7	4	30	1	1	8	79	134
Stone	0	3	1	34	1	0	7	115	161
Sunflower	28	276	54	86	3	241	48	39	775
Tallahatchie	7	70	19	41	3	69	70	5	284
Tate	0	31	9	96	4	1	106	8	255
Tippah	0	8	3	91	4	0	107	2	215
Tishomingo	0	1	1	80	5	0	47	5	139
Tunica	1	15	6	17	2	25	29	4	99
Union	1	8	3	74	4	0	135	17	242
Walthall	17	2	13	28	2	0	19	112	193
Warren	159	40	145	297	7	13	127	214	1,002
Washington	104	500	114	268	19	432	110	87	1,634
Wayne	11	1	15	25	6	0	12	127	197
Webster	0	1	3	193	17	3	37	2	256
Wilkinson	64	0	31	11	1	0	15	33	155
Winston	6	14	17	218	38	5	23	12	333
Yalobusha	2	32	6	47	2	10	114	8	221
Yazoo	<u>13</u>	<u>35</u>	<u>97</u>	<u>127</u>	<u>2</u>	<u>21</u>	<u>60</u>	<u>43</u>	<u>398</u>
Total	2,523	3,481	5,371	11,823	2,386	2,346	7,345	10,625	45,900

**LOCATION OF ON-CAMPUS STUDENTS
BY COUNTIES FOR RESIDENTS OF MISSISSIPPI
FALL, 2000-01**



Total 45,900

ON-CAMPUS TOTAL HEADCOUNT ENROLLMENT BY PROGRAM CATEGORY FALL, 2000-01

<u>Six-Digit CIP Category</u>	<u>ASU</u>	<u>DSU</u>	<u>JSU</u>	<u>MSU</u>	<u>MUW</u>	<u>MVSU</u>	<u>UM</u>	<u>USM</u>	<u>Total</u>
Accounting - 520301	47	135	278	359	80	72	484	450	1,905
Administrative Assistant/Secretarial Science, General - 520401	12	0	0	0	0	0	0	0	12
Adult and Continuing Education Administration - 130403	0	0	0	0	0	0	0	10	10
Advertising - 090201	0	0	0	0	0	0	0	64	64
Aerospace, Aeronautical and Astronautical Engineering - 140201	0	0	0	103	0	0	0	0	103
Agricultural Business and Management, General - 010101	51	0	0	17	0	0	0	0	68
Agricultural Business/Agribusiness Operations - 010102	0	0	0	57	0	0	0	0	57
Agricultural Economics - 010103	42	0	0	57	0	0	0	0	99
Agricultural Teacher Education (Vocational) - 131301	1	0	0	67	0	0	0	0	68
Agriculture/Agricultural Sciences, General - 020101	34	0	0	18	0	0	0	0	52
Agronomy and Crop Science - 020402	15	0	0	150	0	0	0	0	165
Aircraft Pilot and Navigator (Professional) - 490102	0	83	0	0	0	0	0	0	83
American Studies/Civilization - 050102	0	0	0	0	0	0	0	16	16
Animal Sciences, General - 020201	12	0	0	234	0	0	0	0	246
Anthropology - 450201	0	0	0	28	0	0	44	59	131
Applied Mathematics, General - 270301	0	0	0	7	0	0	0	0	7
Architectural Engineering Technology/Technician - 150101	0	0	0	0	0	0	0	257	257
Architecture - 040201	0	0	0	297	0	0	0	0	297
Area Studies, Other - 050199	0	0	0	0	0	0	41	0	41
Art History, Criticism and Conservation - 500703	0	0	0	0	0	0	8	0	8
Art Teacher Education - 131302	0	0	0	0	13	0	3	6	22
Atmospheric Sciences and Meteorology - 400401	0	0	20	0	0	0	0	0	20
Aviation Management - 490104	0	9	0	0	0	0	0	0	9
Aviation and Airway Science - 490101	0	17	0	0	0	0	0	0	17
Biochemistry - 260202	0	0	0	77	0	0	0	0	77
Bioengineering and Biomedical Engineering - 140501	0	0	0	163	0	0	0	0	163
Biological Sciences/Life Sciences, Other - 269999	0	0	0	0	0	0	235	0	235
Biological and Physical Sciences - 300101	0	42	0	18	0	0	0	0	60

[Table of Contents](#)

Fall Enrollment Fact Book

**ON-CAMPUS TOTAL HEADCOUNT ENROLLMENT
BY PROGRAM CATEGORY
FALL, 2000-01 (CONTINUED)**

<u>Six-Digit CIP Category</u>	<u>ASU</u>	<u>DSU</u>	<u>JSU</u>	<u>MSU</u>	<u>MUW</u>	<u>MVSU</u>	<u>UM</u>	<u>USM</u>	<u>Total</u>
Biology, General - 260101	204	198	656	566	71	196	388	740	3,019
Broadcast Journalism - 090402	0	0	0	0	3	0	0	0	3
Business Administration and Management, General - 520201	211	215	635	1,079	203	245	283	562	3,433
Business Marketing and Marketing Management - 521401	0	86	149	573	0	0	376	332	1,516
Business Teacher Education (Vocational) - 131303	0	15	25	45	0	0	0	55	140
Business, General - 520101	0	187	0	53	0	0	1,007	0	1,247
Business/Managerial Economics - 520601	0	0	16	28	0	0	42	130	216
Chemical Engineering - 140701	0	0	0	281	0	0	87	0	368
Chemistry, General - 400501	32	50	66	107	10	16	132	104	517
Chemistry, Other - 400599	0	0	0	0	0	0	0	157	157
City/Urban, Community and Regional Planning - 040301	0	0	19	0	0	0	0	19	38
Civil Engineering, General - 140801	0	0	15	257	0	0	84	0	356
Classics and Classical Languages and Literatures - 161201	0	0	0	0	0	0	8	0	8
Clinical Psychology - 420201	0	0	29	0	0	0	0	0	29
Clinical and Medical Social Work - 511503	0	0	0	0	0	0	0	21	21
Clothing/Apparel and Textile Studies - 190901	0	0	0	0	7	0	0	65	72
Communication Disorders, General - 510201	0	0	24	0	0	0	0	0	24
Communications, General - 090101	0	0	0	431	77	0	0	72	580
Communications, Other - 099999	0	0	0	0	0	0	9	86	95
Community Organization, Resources and Services - 440201	0	15	0	0	0	0	0	0	15
Computer Engineering - 140901	0	0	61	415	0	0	0	0	476
Computer Engineering Technology/Technician - 150301	0	0	0	0	0	0	0	89	89
Computer and Information Sciences, General - 110101	25	0	466	362	0	233	185	296	1,567
Computer and Information Sciences, Other - 119999	70	0	0	0	0	0	0	16	86
Counseling Psychology - 420601	0	0	0	0	0	0	0	53	53
Counselor Education Counseling and Guidance Services - 131101	0	59	136	88	0	0	0	53	336
Court Reporter - 520405	0	0	0	0	0	0	33	0	33

[Table of Contents](#)

**ON-CAMPUS TOTAL HEADCOUNT ENROLLMENT
BY PROGRAM CATEGORY
FALL, 2000-01 (CONTINUED)**

<u>Six-Digit CIP Category</u>	<u>ASU</u>	<u>DSU</u>	<u>JSU</u>	<u>MSU</u>	<u>MUW</u>	<u>MVSU</u>	<u>UM</u>	<u>USM</u>	<u>Total</u>
Criminal Justice Studies - 430104	30	99	314	0	0	142	0	281	866
Criminal Justice/Law Enforcement Administration - 430103	0	0	0	0	0	51	145	0	196
Culinary Arts and Related Services, Other - 120599	0	0	0	0	65	0	0	0	65
Curriculum and Instruction - 130301	0	0	0	0	31	0	172	35	238
Dance - 500301	0	0	0	0	0	0	0	51	51
Data Processing Technology/Technician - 110301	0	0	0	0	0	0	0	150	150
Development Economics and International Development - 450604	0	0	0	0	0	0	0	13	13
Dietetics/Human Nutritional Services - 190503	0	0	0	0	0	0	0	61	61
Drama/Theater Arts, General - 500501	0	0	0	0	0	0	97	114	211
Economics, General - 450601	0	0	0	9	0	0	2	0	11
Education Administration and Supervision, General - 130401	0	45	128	29	0	0	45	21	268
Education of the Deaf and Hearing Impaired - 131003	0	0	0	0	0	0	0	54	54
Education of the Gifted and Talented - 131004	0	0	0	0	19	0	0	0	19
Education, General - 130101	0	34	0	276	0	0	87	189	586
Education, Other - 139999	0	0	65	0	0	0	0	12	77
Educational Psychology - 130802	40	0	0	228	0	0	71	0	339
Educational/Instructional Media Design - 130501	0	0	14	0	0	0	0	18	32
Electrical, Electronic and Communications Eng. Tech./Technician - 150303	0	0	0	0	0	0	0	95	95
Electrical, Electronics and Communication Engineering - 141001	0	0	6	430	0	0	89	0	525
Elementary Teacher Education - 131202	319	380	522	742	272	517	396	660	3,808
Engineering Science - 141301	0	0	0	0	0	0	176	0	176
Engineering, General - 140101	0	0	0	58	0	0	56	0	114
Engineering, Other - 149999	0	0	0	1	0	0	0	0	1
Engineering-Related Technology/Technician, General - 151101	0	0	0	0	0	0	0	21	21
English Language and Literature, General - 230101	46	36	163	129	56	24	352	359	1,165
English Teacher Education - 131305	0	30	0	0	0	13	33	0	76

[Table of Contents](#)

**ON-CAMPUS TOTAL HEADCOUNT ENROLLMENT
BY PROGRAM CATEGORY
FALL, 2000-01 (CONTINUED)**

<u>Six-Digit CIP Category</u>	<u>ASU</u>	<u>DSU</u>	<u>JSU</u>	<u>MSU</u>	<u>MUW</u>	<u>MVSU</u>	<u>UM</u>	<u>USM</u>	<u>Total</u>
Entomology - 260702	0	0	0	15	0	0	0	0	15
Environmental Health - 512202	0	0	0	0	0	61	0	0	61
Environmental Science/Studies - 030102	0	0	37	0	0	0	0	0	37
Environmental and Pollution Control Technology/Technician - 150507	0	0	8	0	0	0	0	0	8
Exercise Sciences/Physiology and Movement Studies - 310505	0	0	0	0	0	0	206	0	206
Family Life and Relations Studies - 190704	0	0	0	0	92	0	0	128	220
Family/Consumer Resource Management, Other - 190499	0	0	0	0	0	0	0	6	6
Fashion Merchandising - 080102	0	18	0	0	0	0	0	0	18
Finance, General - 520801	0	36	82	184	0	0	263	160	725
Fine Arts and Art Studies, Other - 500799	0	0	0	12	0	0	0	0	12
Fine/Studio Arts - 500702	0	0	0	0	0	0	0	1	1
Food Sciences and Technology - 020301	0	0	0	64	0	0	0	0	64
Food Systems Administration - 190505	0	0	0	0	0	0	0	5	5
Foods and Nutrition Studies, General - 190501	7	0	0	0	0	0	0	5	12
Foreign Languages Teacher Education - 131306	0	0	0	0	0	0	2	44	46
Foreign Languages and Literatures, General - 160101	0	5	4	26	0	0	0	58	93
Forensic Technology/Technician - 430106	0	0	0	0	0	0	52	0	52
Forest Harvesting and Production Technology/Technician - 030401	0	0	0	33	0	0	0	0	33
Forestry, General - 030501	0	0	0	212	0	0	0	0	212
French Language and Literature - 160901	0	0	0	0	0	0	11	0	11
Genetics, Plant and Animal - 260613	0	0	0	7	0	0	0	0	7
Geography - 450701	0	0	0	0	0	0	0	33	33
Geological Engineering - 141501	0	0	0	0	0	0	77	0	77
Geology - 400601	0	0	0	632	0	0	12	34	678
German Language and Literature - 160501	0	0	0	0	0	0	9	0	9
Health Professions and Related Sciences, Other - 519999	49	0	0	0	0	0	0	0	49
Health System/Health Services Administration - 510701	0	0	100	0	0	0	0	0	100

[Table of Contents](#)

Fall Enrollment Fact Book

ON-CAMPUS TOTAL HEADCOUNT ENROLLMENT
BY PROGRAM CATEGORY
FALL, 2000-01 (CONTINUED)

<u>Six-Digit CIP Category</u>	<u>ASU</u>	<u>DSU</u>	<u>JSU</u>	<u>MSU</u>	<u>MUW</u>	<u>MVSU</u>	<u>UM</u>	<u>USM</u>	<u>Total</u>
Health Teacher Education - 131307	0	0	0	0	11	0	0	0	11
Health and Medical Laboratory Technol./Technicians, Oth. - 511099	0	0	0	14	0	0	0	0	14
Health and Physical Education, General - 310501	0	0	0	0	68	0	0	298	366
Health and Physical Education/Fitness, Other - 310599	0	0	0	0	0	0	9	0	9
Higher Education Administration - 130406	0	0	0	0	0	0	19	1	20
History, General - 450801	16	32	63	117	20	10	201	254	713
Home Economics, General - 190101	26	52	0	293	0	0	220	10	601
Horticulture Science - 020403	0	0	0	60	0	0	0	0	60
Hotel/Motel and Restaurant Management - 520902	0	0	0	0	0	0	0	145	145
Human Resources Management - 521001	0	0	0	0	0	0	0	163	163
Individual and Family Development Studies, General - 190701	0	0	0	0	3	0	0	0	3
Industrial Production Technologies/Technicians, Other - 150699	0	0	0	68	0	0	0	0	68
Industrial/Manufacturing Engineering - 141701	0	0	0	151	0	0	0	0	151
Industrial/Manufacturing Technology/Technician - 150603	117	0	208	91	0	90	0	60	566
Insurance and Risk Management - 520805	0	37	0	20	0	0	41	0	98
Interior Architecture - 040501	0	0	0	0	0	0	12	81	93
International Business - 521101	0	0	0	0	0	0	88	0	88
International Relations and Affairs - 450901	0	0	0	0	0	0	104	0	104
Journalism - 090401	0	0	0	0	5	0	249	175	429
Landscape Architecture - 040601	0	0	0	187	0	0	0	0	187
Landscaping Operations and Management - 010605	0	0	0	67	0	0	0	0	67
Law (LL.B., J.D.) - 220101	0	0	0	0	0	0	472	0	472
Liberal Arts and Sciences/Liberal Studies - 240101	38	0	0	1,052	0	0	1	0	1,091
Library Science/Librarianship - 250101	0	0	0	0	0	0	0	108	108
Linguistics - 160102	0	0	0	0	0	0	3	0	3
Management Information Systems and Business Data Processing, General - 521201	0	204	0	449	0	0	211	310	1,174

[Table of Contents](#)

**ON-CAMPUS TOTAL HEADCOUNT ENROLLMENT
BY PROGRAM CATEGORY
FALL, 2000-01 (CONTINUED)**

<u>Six-Digit CIP Category</u>	<u>ASU</u>	<u>DSU</u>	<u>JSU</u>	<u>MSU</u>	<u>MUW</u>	<u>MVSU</u>	<u>UM</u>	<u>USM</u>	<u>Total</u>
Marine/Aquatic Biology - 260607	0	0	0	0	0	0	0	74	74
Mass Communications - 090403	62	0	219	0	0	0	0	0	281
Mathematical Statistics - 270501	0	0	0	19	0	0	0	0	19
Mathematics - 270101	11	24	62	67	33	13	73	84	367
Mathematics Teacher Education - 131311	0	27	25	0	0	18	20	0	90
Mechanical Engineering - 141901	0	0	0	445	0	0	90	0	535
Mechanical Engineering/Mechanical Technology/Technician - 150805	0	0	0	0	0	0	0	26	26
Medical Pharmacology and Pharmaceutical Sciences - 512003	0	0	0	0	0	0	247	0	247
Medical Technology - 511005	8	2	0	35	0	0	11	75	131
Medicinal/Pharmaceutical Chemistry - 400505	0	0	0	0	0	0	16	0	16
Microbiology/Bacteriology - 260501	0	0	0	107	38	0	0	0	145
Molecular Biology - 260402	0	0	0	8	0	0	0	0	8
Multi/Interdisciplinary Studies, Other - 309999	0	0	0	65	0	0	0	25	90
Museology/Museum Studies - 301401	0	0	0	0	0	0	0	3	3
Music - General Performance - 500903	22	0	17	0	0	0	0	20	59
Music Teacher Education - 131312	21	66	83	50	6	22	0	172	420
Music, General - 500901	0	11	0	0	17	28	179	178	413
Nursing (R.N. Training) - 511601	129	129	0	0	297	0	0	568	1,123
Nursing Administration (Post-R.N.) - 511602	0	0	0	0	0	0	0	86	86
Nursing Science (Post-R.N.) - 511608	0	0	0	0	0	0	0	8	8
Nursing, Other - 511699	36	32	0	0	0	0	0	0	68
Nutritional Sciences - 260609	0	0	0	49	0	0	0	28	77
Oceanography - 400702	0	0	0	0	0	0	0	32	32
Office Supervision and Management - 520204	0	28	6	0	0	27	0	0	61
Operations Management and Supervision - 520205	0	0	0	37	0	0	0	0	37
Paralegal/Legal Assistant - 220103	0	0	0	0	46	0	1	62	109
Parks, Recreation and Leisure Facilities Management - 310301	0	0	0	0	0	0	4	0	4

[Table of Contents](#)

**ON-CAMPUS TOTAL HEADCOUNT ENROLLMENT
BY PROGRAM CATEGORY
FALL, 2000-01 (CONTINUED)**

<u>Six-Digit CIP Category</u>	<u>ASU</u>	<u>DSU</u>	<u>JSU</u>	<u>MSU</u>	<u>MUW</u>	<u>MVSU</u>	<u>UM</u>	<u>USM</u>	<u>Total</u>
Parks, Recreation and Leisure Studies - 310101	12	0	0	0	0	0	78	80	170
Pharmacy (B. Pharm., Pharm.D.) - 512001	0	0	0	0	0	0	145	0	145
Pharmacy Administration and Pharmaceutics - 512002	0	0	0	0	0	0	14	0	14
Philosophy - 380101	0	0	0	19	0	0	24	28	71
Physical Education Teaching and Coaching - 131314	60	211	175	503	0	125	0	412	1,486
Physical Sciences, General - 400101	0	0	0	0	12	0	0	0	12
Physical Therapy - 512308	82	0	0	0	0	0	0	0	82
Physics, General - 400801	0	0	19	28	0	0	42	22	111
Physiology, Human and Animal - 260706	0	0	0	18	0	0	0	0	18
Plant Pathology - 260305	0	0	0	7	0	0	0	0	7
Plant Protection (Pest Management) - 020408	0	0	0	69	0	0	0	0	69
Political Science, General - 451001	53	18	120	208	8	29	328	190	954
Poultry Science - 020209	0	0	0	34	0	0	0	0	34
Pre-Elementary/Early Childhood/Kindergarten Teacher Education - 131204	0	0	34	0	0	0	0	0	34
Psychology, General - 420101	0	85	218	307	105	0	392	523	1,630
Public Administration - 440401	0	0	68	61	0	19	0	0	148
Public Health, General - 512201	0	0	37	0	0	0	0	126	163
Public Relations and Organizational Communications - 090501	0	0	0	0	0	51	0	18	69
Radio and Television Broadcasting - 090701	0	0	0	0	0	0	80	225	305
Reading Teacher Education - 131315	0	0	3	0	0	0	0	0	3
Real Estate - 521501	0	0	0	46	0	0	55	0	101
Science Teacher Education, General - 131316	0	0	3	0	0	0	15	24	42
Secondary Teacher Education - 131205	136	0	13	361	8	0	0	0	518
Social Science Teacher Education - 131317	0	61	17	0	0	18	0	0	96
Social Sciences, General - 450101	0	21	0	0	25	0	0	0	46
Social Studies Teacher Education - 131318	0	0	0	0	0	0	55	0	55

[Table of Contents](#)

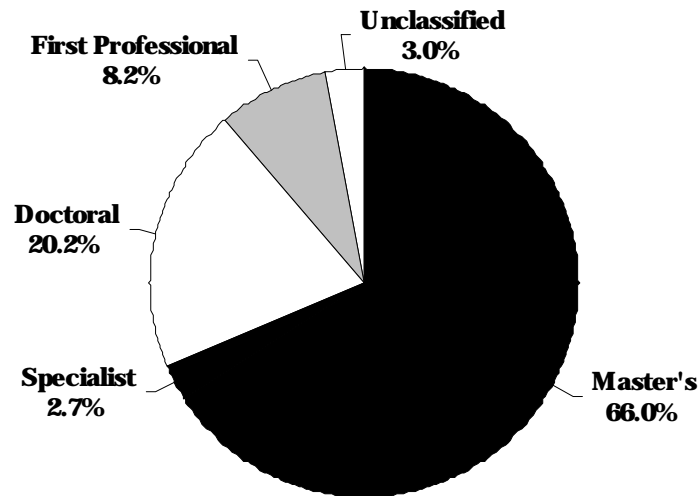
**ON-CAMPUS TOTAL HEADCOUNT ENROLLMENT
BY PROGRAM CATEGORY
FALL, 2000-01 (CONTINUED)**

<u>Six-Digit CIP Category</u>	<u>ASU</u>	<u>DSU</u>	<u>JSU</u>	<u>MSU</u>	<u>MUW</u>	<u>MVSU</u>	<u>UM</u>	<u>USM</u>	<u>Total</u>
Social Work - 440701	0	81	375	95	0	166	126	186	1,029
Sociology - 451101	73	0	68	161	0	43	62	22	429
Spanish Language and Literature - 160905	0	0	0	0	7	0	18	0	25
Special Education, General - 131001	13	73	81	89	1	5	45	122	429
Special Education, Other - 131099	0	0	0	0	0	0	0	10	10
Speech and Rhetorical Studies - 231001	0	0	93	0	0	22	0	0	115
Speech-Language Pathology - 510203	0	0	0	0	66	0	0	0	66
Speech-Language Pathology and Audiology - 510204	0	45	0	0	0	0	123	203	371
Sport and Fitness Administration/Management - 310504	0	0	0	0	0	0	0	34	34
Systems Science and Theory - 300601	0	0	0	5	0	0	0	0	5
Taxation - 521601	0	0	0	13	0	0	12	0	25
Teacher Education, Multiple Levels - 131206	0	0	24	0	0	73	0	0	97
Teacher Education, Specific Academic and Vocational Programs, Other - 131399	0	36	0	115	0	16	0	0	167
Technical Teacher Education (Vocational) - 131319	0	0	0	39	0	0	0	0	39
Technology Teacher Ed./Industrial Arts Teacher Education - 131309	24	0	15	0	0	0	0	24	63
Toxicology - 260612	0	0	0	2	0	0	0	0	2
Unclassified - 000000	750	553	575	443	816	146	1,516	999	5,798
Urban Affairs/Studies - 451201	0	0	22	0	0	0	0	0	22
Veterinary Clinical Sciences (M.S., Ph.D.) - 512501	0	0	0	24	0	0	0	0	24
Veterinary Medicine (D.V.M.) - 512401	0	0	0	190	0	0	0	0	190
Visual and Performing Arts - 500101	0	160	64	250	89	27	202	204	996
Vocational Rehabilitation Counseling - 512310	0	0	26	0	0	0	0	0	26
Water Quality and Wastewater Treatment Technology/Technician - 150506	0	0	0	0	0	1	0	0	1
Wildlife and Wildlands Management - 030601	0	0	0	151	0	0	0	0	151
Wood Science and Pulp/Paper Technology - 030509	<u>0</u>	<u>0</u>	<u>0</u>	<u>51</u>	<u>0</u>	<u>0</u>	<u>0</u>	<u>0</u>	<u>51</u>
Total	2,936	3,782	6,771	15,764	2,680	2,519	11,405	12,818	58,675

[Table of Contents](#)

**ON-CAMPUS GRADUATE HEADCOUNT ENROLLMENT
BY ACADEMIC PROGRAM LEVELS AND BY FULL-TIME AND PART-TIME
FALL, 2000-01**

<u>Institution</u>	<u>Master's Program</u>			<u>Specialist Program</u>			<u>Doctoral Program</u>			<u>First Professional</u>			<u>Unclassified</u>			<u>Total All Programs</u>
	<u>Full Time</u>	<u>Part Time</u>	<u>Total</u>	<u>Full Time</u>	<u>Part Time</u>	<u>Total</u>	<u>Full Time</u>	<u>Part Time</u>	<u>Total</u>	<u>Full Time</u>	<u>Part Time</u>	<u>Total</u>	<u>Full Time</u>	<u>Part Time</u>	<u>Total</u>	
ASU	202	336	538	0	0	0	0	0	0	0	0	0	0	0	0	538
DSU	180	248	428	0	37	37	4	30	34	0	0	0	0	0	0	499
JSU	451	558	1,009	17	83	100	142	79	221	0	0	0	3	15	18	1,348
MSU	1,133	885	2,018	10	45	55	375	308	683	190	0	190	0	0	0	2,946
MUW	67	81	148	0	0	0	0	0	0	0	0	0	0	0	0	148
MVSU	14	197	211	0	0	0	0	0	0	0	0	0	0	0	0	211
UM	612	243	855	2	28	30	368	151	519	612	5	617	35	96	131	2,152
USM	<u>819</u>	<u>484</u>	<u>1,303</u>	<u>6</u>	<u>34</u>	<u>40</u>	<u>324</u>	<u>211</u>	<u>535</u>	<u>0</u>	<u>0</u>	<u>0</u>	<u>27</u>	<u>122</u>	<u>149</u>	<u>2,027</u>
Total	3,478	3,032	6,510	35	227	262	1,213	779	1,992	802	5	807	65	233	298	9,869



ON-CAMPUS GRADUATE HEADCOUNT ENROLLMENT

BY PROGRAM CATEGORY

FALL, 2000-01

<u>Six-Digit CIP Category</u>	<u>ASU</u>	<u>DSU</u>	<u>JSU</u>	<u>MSU</u>	<u>MUW</u>	<u>MVSU</u>	<u>UM</u>	<u>USM</u>	<u>Total</u>
Accounting - 520301	1	9	8	29	0	0	71	18	136
Adult and Continuing Education Administration - 130403	0	0	0	0	0	0	0	10	10
Aerospace, Aeronautical and Astronautical Engineering - 140201	0	0	0	12	0	0	0	0	12
Agricultural Business and Management, General - 010101	0	0	0	17	0	0	0	0	17
Agricultural Economics - 010103	1	0	0	14	0	0	0	0	15
Agricultural Teacher Education (Vocational) - 131301	0	0	0	29	0	0	0	0	29
Agriculture/Agricultural Sciences, General - 020101	27	0	0	0	0	0	0	0	27
Agronomy and Crop Science - 020402	0	0	0	35	0	0	0	0	35
Anthropology - 450201	0	0	0	0	0	0	18	17	35
Applied Mathematics, General - 270301	0	0	0	7	0	0	0	0	7
Architecture - 040201	0	0	0	4	0	0	0	0	4
Area Studies, Other - 050199	0	0	0	0	0	0	21	0	21
Art History, Criticism and Conservation - 500703	0	0	0	0	0	0	4	0	4
Art Teacher Education - 131302	0	0	0	0	0	0	3	6	9
Aviation Management - 490104	0	9	0	0	0	0	0	0	9
Biochemistry - 260202	0	0	0	1	0	0	0	0	1
Bioengineering and Biomedical Engineering - 140501	0	0	0	19	0	0	0	0	19
Biological and Physical Sciences - 300101	0	27	0	0	0	0	0	0	27
Biology, General - 260101	20	0	29	28	0	0	34	71	182
Business Administration and Management, General - 520201	63	94	68	143	0	1	125	73	567
Business Marketing and Marketing Management - 521401	0	0	0	0	0	0	4	0	4
Business Teacher Education (Vocational) - 131303	0	1	0	0	0	0	0	0	1
Business, General - 520101	0	1	0	53	0	0	0	0	54
Business/Managerial Economics - 520601	0	0	0	0	0	0	25	15	40
Chemical Engineering - 140701	0	0	0	28	0	0	0	0	28
Chemistry, General - 400501	0	0	11	37	0	0	26	23	97
Chemistry, Other - 400599	0	0	0	0	0	0	0	64	64

[Table of Contents](#)

Fall Enrollment Fact Book

ON-CAMPUS GRADUATE HEADCOUNT ENROLLMENT
BY PROGRAM CATEGORY
FALL, 2000-01 (CONTINUED)

<u>Six-Digit CIP Category</u>	<u>ASU</u>	<u>DSU</u>	<u>JSU</u>	<u>MSU</u>	<u>MUW</u>	<u>MVSU</u>	<u>UM</u>	<u>USM</u>	<u>Total</u>
City/Urban, Community and Regional Planning - 040301	0	0	19	0	0	0	0	0	19
Civil Engineering, General - 140801	0	0	0	18	0	0	0	0	18
Classics and Classical Languages and Literatures - 161201	0	0	0	0	0	0	1	0	1
Clinical Psychology - 420201	0	0	29	0	0	0	0	0	29
Clinical and Medical Social Work - 511503	0	0	0	0	0	0	0	21	21
Communication Disorders, General - 510201	0	0	24	0	0	0	0	0	24
Communications, General - 090101	0	0	0	0	0	0	0	61	61
Community Organization, Resources and Services - 440201	0	14	0	0	0	0	0	0	14
Computer Engineering - 140901	0	0	0	38	0	0	0	0	38
Computer and Information Sciences, General - 110101	25	0	65	109	0	0	0	14	213
Computer and Information Sciences, Other - 119999	1	0	0	0	0	0	0	16	17
Counseling Psychology - 420601	0	0	0	0	0	0	0	53	53
Counselor Education Counseling and Guidance Services - 131101	0	59	136	88	0	0	0	53	336
Criminal Justice Studies - 430104	0	15	30	0	0	5	0	33	83
Criminal Justice/Law Enforcement Administration - 430103	0	0	0	0	0	45	0	0	45
Curriculum and Instruction - 130301	0	0	0	0	31	0	172	35	238
Development Economics and International Development - 450604	0	0	0	0	0	0	0	13	13
Drama/Theater Arts, General - 500501	0	0	0	0	0	0	12	17	29
Education Administration and Supervision, General - 130401	0	44	128	29	0	0	45	21	267
Education of the Gifted and Talented - 131004	0	0	0	0	19	0	0	0	19
Education, General - 130101	0	34	0	276	0	0	87	189	586
Education, Other - 139999	0	0	0	0	0	0	0	12	12
Educational Psychology - 130802	0	0	0	49	0	0	71	0	120
Educational/Instructional Media Design - 130501	0	0	0	0	0	0	0	18	18
Electrical, Electronics and Communication Engineering - 141001	0	0	0	133	0	0	0	0	133
Elementary Teacher Education - 131202	71	39	36	55	0	49	0	0	250
Engineering Science - 141301	0	0	0	0	0	0	176	0	176

[Table of Contents](#)

ON-CAMPUS GRADUATE HEADCOUNT ENROLLMENT
BY PROGRAM CATEGORY
FALL, 2000-01 (CONTINUED)

<u>Six-Digit CIP Category</u>	<u>ASU</u>	<u>DSU</u>	<u>JSU</u>	<u>MSU</u>	<u>MUW</u>	<u>MVSU</u>	<u>UM</u>	<u>USM</u>	<u>Total</u>
Engineering, General - 140101	0	0	0	43	0	0	0	0	43
Engineering-Related Technology/Technician, General - 151101	0	0	0	0	0	0	0	21	21
English Language and Literature, General - 230101	0	0	30	34	0	0	86	61	211
English Teacher Education - 131305	0	4	0	0	0	0	0	0	4
Entomology - 260702	0	0	0	15	0	0	0	0	15
Environmental Health - 512202	0	0	0	0	0	28	0	0	28
Environmental Science/Studies - 030102	0	0	37	0	0	0	0	0	37
Environmental and Pollution Control Technology/Technician - 150507	0	0	8	0	0	0	0	0	8
Exercise Sciences/Physiology and Movement Studies - 310505	0	0	0	0	0	0	27	0	27
Family/Consumer Resource Management, Other - 190499	0	0	0	0	0	0	0	6	6
Fine Arts and Art Studies, Other - 500799	0	0	0	12	0	0	0	0	12
Fine/Studio Arts - 500702	0	0	0	0	0	0	0	1	1
Food Sciences and Technology - 020301	0	0	0	42	0	0	0	0	42
Food Systems Administration - 190505	0	0	0	0	0	0	0	5	5
Foods and Nutrition Studies, General - 190501	0	0	0	0	0	0	0	5	5
Foreign Languages Teacher Education - 131306	0	0	0	0	0	0	0	44	44
Foreign Languages and Literatures, General - 160101	0	0	0	14	0	0	0	0	14
Forest Harvesting and Production Technology/Technician - 030401	0	0	0	33	0	0	0	0	33
Forestry, General - 030501	0	0	0	39	0	0	0	0	39
French Language and Literature - 160901	0	0	0	0	0	0	4	0	4
Genetics, Plant and Animal - 260613	0	0	0	7	0	0	0	0	7
Geography - 450701	0	0	0	0	0	0	0	10	10
Geology - 400601	0	0	0	161	0	0	0	11	172
Health Professions and Related Sciences, Other - 519999	1	0	0	0	0	0	0	0	1
Health Teacher Education - 131307	0	0	0	0	10	0	0	0	10
Health and Physical Education/Fitness, Other - 310599	0	0	0	0	0	0	9	0	9
Higher Education Administration - 130406	0	0	0	0	0	0	19	1	20

[Table of Contents](#)

ON-CAMPUS GRADUATE HEADCOUNT ENROLLMENT
BY PROGRAM CATEGORY
FALL, 2000-01 (CONTINUED)

<u>Six-Digit CIP Category</u>	<u>ASU</u>	<u>DSU</u>	<u>JSU</u>	<u>MSU</u>	<u>MUW</u>	<u>MVSU</u>	<u>UM</u>	<u>USM</u>	<u>Total</u>
History, General - 450801	1	0	6	44	0	0	54	55	160
Home Economics, General - 190101	2	0	0	0	0	0	0	0	2
Horticulture Science - 020403	0	0	0	15	0	0	0	0	15
Industrial/Manufacturing Engineering - 141701	0	0	0	19	0	0	0	0	19
Industrial/Manufacturing Technology/Technician - 150603	1	0	0	0	0	0	0	14	15
Journalism - 090401	0	0	0	0	0	0	15	0	15
Landscape Architecture - 040601	0	0	0	2	0	0	0	0	2
Law (LL.B., J.D.) - 220101	0	0	0	0	0	0	472	0	472
Liberal Arts and Sciences/Liberal Studies - 240101	4	0	0	0	0	0	0	0	4
Library Science/Librarianship - 250101	0	0	0	0	0	0	0	72	72
Marine/Aquatic Biology - 260607	0	0	0	0	0	0	0	22	22
Mass Communications - 090403	1	0	17	0	0	0	0	0	18
Mathematical Statistics - 270501	0	0	0	19	0	0	0	0	19
Mathematics - 270101	0	0	8	10	0	1	20	12	51
Mathematics Teacher Education - 131311	0	0	2	0	0	0	0	0	2
Mechanical Engineering - 141901	0	0	0	30	0	0	0	0	30
Medical Pharmacology and Pharmaceutical Sciences - 512003	0	0	0	0	0	0	45	0	45
Medical Technology - 511005	0	0	0	0	0	0	0	8	8
Medicinal/Pharmaceutical Chemistry - 400505	0	0	0	0	0	0	16	0	16
Molecular Biology - 260402	0	0	0	8	0	0	0	0	8
Multi/Interdisciplinary Studies, Other - 309999	0	0	0	41	0	0	0	0	41
Music - General Performance - 500903	0	0	0	0	0	0	0	20	20
Music Teacher Education - 131312	0	2	5	0	0	0	0	15	22
Music, General - 500901	0	0	0	0	0	0	37	20	57
Nursing (R.N. Training) - 511601	2	1	0	0	30	0	0	0	33
Nursing Administration (Post-R.N.) - 511602	0	0	0	0	0	0	0	86	86
Nursing Science (Post-R.N.) - 511608	0	0	0	0	0	0	0	8	8

[Table of Contents](#)

ON-CAMPUS GRADUATE HEADCOUNT ENROLLMENT
BY PROGRAM CATEGORY
FALL, 2000-01 (CONTINUED)

<u>Six-Digit CIP Category</u>	<u>ASU</u>	<u>DSU</u>	<u>JSU</u>	<u>MSU</u>	<u>MUW</u>	<u>MVSU</u>	<u>UM</u>	<u>USM</u>	<u>Total</u>
Nursing, Other - 511699	36	31	0	0	0	0	0	0	67
Nutritional Sciences - 260609	0	0	0	49	0	0	0	28	77
Oceanography - 400702	0	0	0	0	0	0	0	32	32
Parks, Recreation and Leisure Facilities Management - 310301	0	0	0	0	0	0	4	0	4
Parks, Recreation and Leisure Studies - 310101	1	0	0	0	0	0	0	4	5
Pharmacy (B. Pharm., Pharm.D.) - 512001	0	0	0	0	0	0	145	0	145
Pharmacy Administration and Pharmaceutics - 512002	0	0	0	0	0	0	14	0	14
Philosophy - 380101	0	0	0	0	0	0	5	10	15
Physical Education Teaching and Coaching - 131314	0	26	12	87	0	0	0	49	174
Physics, General - 400801	0	0	0	7	0	0	20	4	31
Physiology, Human and Animal - 260706	0	0	0	18	0	0	0	0	18
Plant Pathology - 260305	0	0	0	7	0	0	0	0	7
Plant Protection (Pest Management) - 020408	0	0	0	24	0	0	0	0	24
Political Science, General - 451001	0	0	4	9	0	0	14	16	43
Poultry Science - 020209	0	0	0	6	0	0	0	0	6
Pre-Elementary/Early Childhood/Kindergarten Teacher Ed. - 131204	0	0	34	0	0	0	0	0	34
Psychology, General - 420101	0	0	0	36	0	0	67	79	182
Public Administration - 440401	0	0	68	61	0	0	0	0	129
Public Health, General - 512201	0	0	37	0	0	0	0	57	94
Public Relations and Organizational Communications - 090501	0	0	0	0	0	1	0	18	19
Reading Teacher Education - 131315	0	0	3	0	0	0	0	0	3
Science Teacher Education, General - 131316	0	0	3	0	0	0	0	24	27
Secondary Teacher Education - 131205	135	0	13	31	8	0	0	0	187
Social Science Teacher Education - 131317	0	13	0	0	0	0	0	0	13
Social Work - 440701	0	0	122	0	0	0	0	89	211
Sociology - 451101	0	0	41	59	0	2	8	0	110
Spanish Language and Literature - 160905	0	0	0	0	0	0	5	0	5

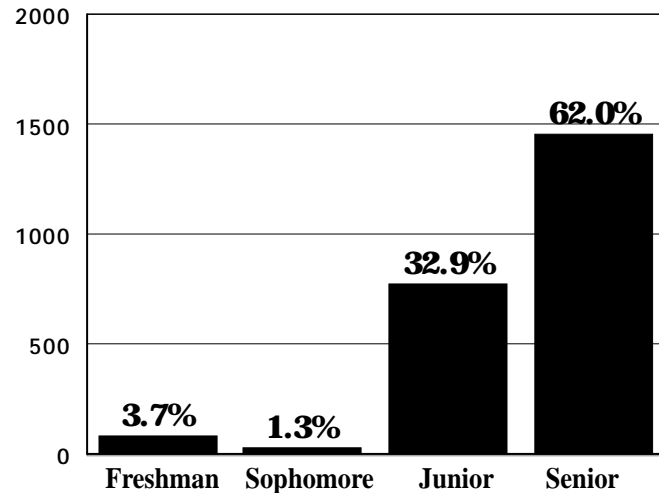
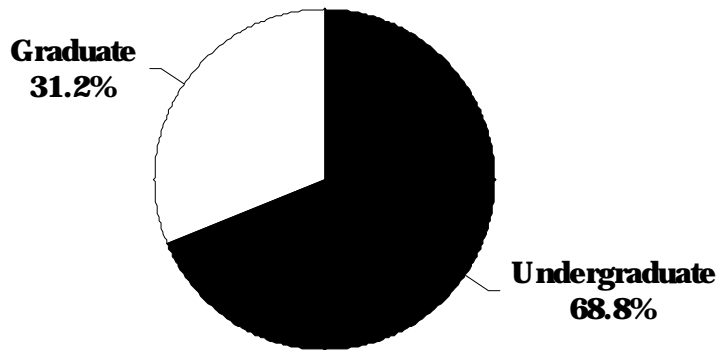
[Table of Contents](#)

**ON-CAMPUS GRADUATE HEADCOUNT ENROLLMENT
By PROGRAM CATEGORY
FALL, 2000-01 (CONTINUED)**

<u>Six-Digit CIP Category</u>	<u>ASU</u>	<u>DSU</u>	<u>JSU</u>	<u>MSU</u>	<u>MUW</u>	<u>MVSU</u>	<u>UM</u>	<u>USM</u>	<u>Total</u>
Special Education, General - 131001	0	17	23	24	0	5	0	20	89
Special Education, Other - 131099	0	0	0	0	0	0	0	10	10
Speech-Language Pathology - 510203	0	0	0	0	31	0	0	0	31
Speech-Language Pathology and Audiology - 510204	0	0	0	0	0	0	30	44	74
Sport and Fitness Administration/Management - 310504	0	0	0	0	0	0	0	34	34
Systems Science and Theory - 300601	0	0	0	5	0	0	0	0	5
Taxation - 521601	0	0	0	13	0	0	12	0	25
Teacher Education, Multiple Levels - 131206	0	0	24	0	0	73	0	0	97
Teacher Ed., Specific Academic and Voc. Programs, Other - 131399	0	11	0	58	0	0	0	0	69
Technical Teacher Education (Vocational) - 131319	0	0	0	24	0	0	0	0	24
Technology Teacher Ed./Industrial Arts Teacher Education - 131309	0	0	5	0	0	0	0	0	5
Toxicology - 260612	0	0	0	2	0	0	0	0	2
Unclassified - 000000	145	48	237	314	19	1	123	159	1,046
Veterinary Clinical Sciences (M.S., Ph.D.) - 512501	0	0	0	24	0	0	0	0	24
Veterinary Medicine (D.V.M.) - 512401	0	0	0	190	0	0	0	0	190
Visual and Performing Arts - 500101	0	0	0	0	0	0	6	0	6
Vocational Rehabilitation Counseling - 512310	0	0	26	0	0	0	0	0	26
Wildlife and Wildlands Management - 030601	0	0	0	38	0	0	0	0	38
Wood Science and Pulp/Paper Technology - 030509	<u>0</u>	<u>0</u>	<u>0</u>	<u>21</u>	<u>0</u>	<u>0</u>	<u>0</u>	<u>0</u>	<u>21</u>
Total	538	499	1,348	2,946	148	211	2,152	2,027	9,869

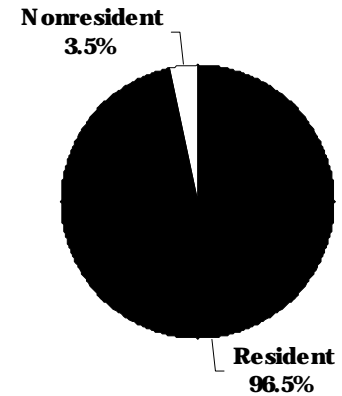
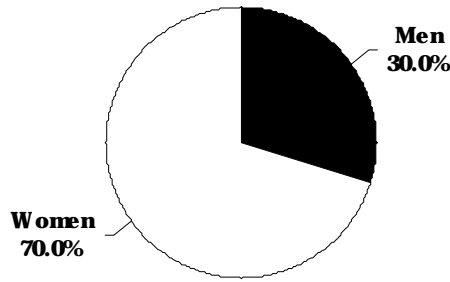
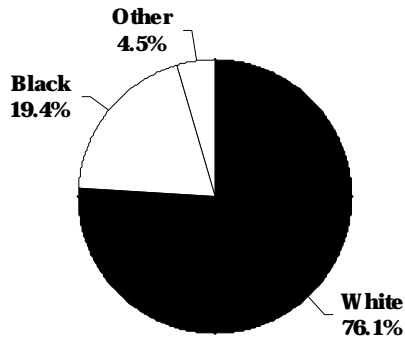
OFF-CAMPUS HEADCOUNT ENROLLMENT BY LEVEL FALL, 2000-01

<u>Institution</u>	<u>Freshman</u>	<u>Sophomore</u>	<u>Junior</u>	<u>Senior</u>	<u>Undergraduate</u>	<u>Graduate</u>	<u>Total</u>
DSU - Greenville	26	4	9	19	58	23	81
MSU - Meridian	42	9	161	277	489	232	721
MSU - Vicksburg Engineering	0	0	0	0	0	33	33
MSU - Stennis Center	0	0	0	0	0	43	43
MVSU - Greenwood	15	7	9	19	50	118	168
UM - Jackson	0	0	0	0	0	13	13
UM - Tupelo	4	8	53	89	154	131	285
UM - Jackson Engineering	0	0	0	0	0	33	33
UM - Southaven	1	3	75	165	244	112	356
USM - Gulf Coast	<u>0</u>	<u>0</u>	<u>466</u>	<u>886</u>	<u>1,352</u>	<u>324</u>	<u>1,676</u>
Total	88	31	773	1,455	2,347	1,062	3,409



OFF-CAMPUS HEADCOUNT ENROLLMENT BY ETHNICITY, BY GENDER, AND BY RESIDENCE FALL, 2000-01

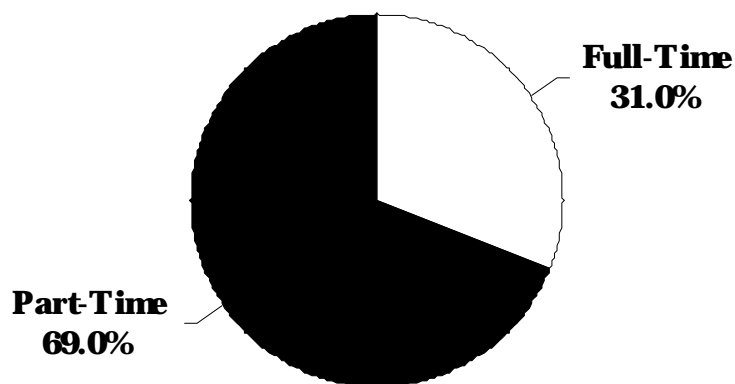
<u>Institution</u>	<u>White</u>		<u>Black</u>		<u>Other</u>		<u>Men</u>		<u>Women</u>		<u>Resident</u>		<u>Nonresident</u>		<u>Total</u>
DSU - Greenville	48	59.3%	32	39.5%	1	1.2%	10	12.3%	71	87.7%	80	98.8%	1	1.2%	81
MSU - Meridian	516	71.6%	170	23.6%	35	4.9%	172	23.9%	549	76.1%	704	97.6%	17	2.4%	721
MSU - Vicksburg Engineering	27	81.8%	4	12.1%	2	6.1%	24	72.7%	9	27.3%	32	97.0%	1	3.0%	33
MSU - Stennis Center	35	81.4%	3	7.0%	5	11.6%	33	76.7%	10	23.3%	22	51.2%	21	48.8%	43
MVSU - Greenwood	22	13.1%	146	86.9%	0	0.0%	28	16.7%	140	83.3%	166	98.8%	2	1.2%	168
UM - Jackson	10	76.9%	3	23.1%	0	0.0%	4	30.8%	9	69.2%	12	92.3%	1	7.7%	13
UM - Tupelo	254	89.1%	26	9.1%	5	1.8%	85	29.8%	200	70.2%	281	98.6%	4	1.4%	285
UM - Jackson Engineering	23	69.7%	5	15.2%	5	15.2%	21	63.6%	12	36.4%	30	90.9%	3	9.1%	33
UM - Southaven	298	83.7%	50	14.0%	8	2.2%	82	23.0%	274	77.0%	317	89.0%	39	11.0%	356
USM - Gulf Coast	<u>1,361</u>	<u>81.2%</u>	<u>223</u>	<u>13.3%</u>	<u>92</u>	<u>5.5%</u>	<u>563</u>	<u>33.6%</u>	<u>1,113</u>	<u>66.4%</u>	<u>1,647</u>	<u>98.3%</u>	<u>29</u>	<u>1.7%</u>	<u>1,676</u>
Total	2,594	76.1%	662	19.4%	153	4.5%	1,022	30.0%	2,387	70.0%	3,291	96.5%	118	3.5%	3,409



[Table of Contents](#)

**OFF-CAMPUS HEADCOUNT ENROLLMENT BY FULL-TIME AND PART-TIME
AND FULL-TIME EQUIVALENT (FTE) ENROLLMENT BY LEVEL
FALL, 2000-01**

Institution	Headcount				Full-Time Equivalent				
	Full-Time	Part-Time	Total	Percent Part-Time	Lower	Upper	Graduate	Total	FTE Percent of Headcount
DSU - Greenville	0	81	81	100.0%	6.5	6.4	7.0	19.9	24.6%
MSU - Meridian	286	435	721	60.3%	16.6	293.9	100.5	411.0	57.0%
MSU - Vicksburg Engineering	0	33	33	100.0%	0.0	0.0	7.4	7.4	22.4%
MSU - Stennis Center	6	37	43	86.0%	0.0	0.0	14.4	14.4	33.5%
MVSU - Greenwood	4	164	168	97.6%	7.0	7.8	39.3	54.1	32.2%
UM - Jackson	0	13	13	100.0%	0.0	0.0	5.3	5.3	40.8%
UM - Tupelo	21	264	285	92.6%	4.2	49.9	48.3	102.4	35.9%
UM - Jackson Engineering	0	33	33	100.0%	0.0	0.0	8.3	8.3	25.2%
UM - Southaven	35	321	356	90.2%	1.2	98.4	40.2	139.8	39.3%
USM - Gulf Coast	<u>704</u>	<u>972</u>	<u>1,676</u>	<u>58.0%</u>	<u>0.0</u>	<u>848.3</u>	<u>148.0</u>	<u>996.3</u>	<u>59.4%</u>
Total	1,056	2,353	3,409	69.0%	35.5	1,304.7	418.7	1,758.9	51.6%



**OFF-CAMPUS TOTAL HEADCOUNT ENROLLMENT
BY PROGRAM CATEGORY
FALL, 2000-01**

<u>Six-Digit CIP Category</u>	<u>DSU Greenville</u>	<u>MSU Meridian</u>	<u>MSU Vicksburg</u>	<u>MSU Stennis</u>	<u>MVSU Greenwood</u>	<u>UM Jackson</u>
Accounting - 520301	3	2	0	0	3	0
Adult and Continuing Education Administration - 130403	0	0	0	0	0	0
Advertising - 090201	0	0	0	0	0	0
American Studies/Civilization - 050102	0	0	0	0	0	0
Animal Sciences, General - 020201	0	2	0	0	0	0
Anthropology - 450201	0	0	0	0	0	0
Architecture - 040201	0	1	0	0	0	0
Biological Sciences/Life Sciences, Other - 269999	0	0	0	0	0	0
Biological and Physical Sciences - 300101	1	0	0	0	0	0
Biology, General - 260101	0	0	0	0	2	0
Business Administration and Management, General - 520201	20	170	0	0	17	0
Business Marketing and Marketing Management - 521401	4	3	0	0	0	0
Business Teacher Education (Vocational) - 131303	0	1	0	0	0	0
Business, General - 520101	2	0	0	0	0	0
Chemical Engineering - 140701	0	0	1	0	0	0
Chemistry, General - 400501	0	0	0	0	0	0
Chemistry, Other - 400599	0	0	0	0	0	0
City/Urban, Community and Regional Planning - 040301	0	0	0	0	0	0
Civil Engineering, General - 140801	0	0	7	1	0	0
Communications, General - 090101	0	0	0	0	0	0
Communications, Other - 099999	0	0	0	0	0	0
Community Organization, Resources and Services - 440201	2	0	0	0	0	0

**OFF-CAMPUS TOTAL HEADCOUNT ENROLLMENT
BY PROGRAM CATEGORY
FALL, 2000-01 (CONTINUED)**

<u>Six-Digit CIP Category</u>	<u>DSU Greenville</u>	<u>MSU Meridian</u>	<u>MSU Vicksburg</u>	<u>MSU Stennis</u>	<u>MVSU Greenwood</u>	<u>UM Jackson</u>
Computer Engineering - 140901	0	0	0	3	0	0
Computer Engineering Technology/Technician - 150301	0	0	0	0	0	0
Computer and Information Sciences, General - 110101	0	0	6	0	2	0
Counselor Education Counseling and Guidance Services - 131101	1	54	0	0	0	0
Court Reporter - 520405	0	0	0	0	0	0
Criminal Justice Studies - 430104	0	0	0	0	8	0
Criminal Justice/Law Enforcement Administration - 430103	0	0	0	0	44	0
Curriculum and Instruction - 130301	0	0	0	0	0	0
Education Administration and Supervision, General - 130401	0	11	0	0	0	0
Education of the Deaf and Hearing Impaired - 131003	0	0	0	0	0	0
Education, General - 130101	0	38	0	0	0	13
Education, Other - 139999	0	0	0	0	0	0
Educational Psychology - 130802	0	1	0	0	0	0
Educational/Instructional Media Design - 130501	0	0	0	0	0	0
Electrical, Electronic and Communications Eng. Tech./Technician - 150303	0	0	0	0	0	0
Electrical, Electronics and Communication Engineering - 141001	0	0	0	12	0	0
Elementary Teacher Education - 131202	11	180	0	0	40	0
Engineering Science - 141301	0	0	0	0	0	0
Engineering, General - 140101	0	0	1	5	0	0
Engineering-Related Technology/Technician, General - 151101	0	0	0	0	0	0
English Language and Literature, General - 230101	1	0	0	0	0	0
English Teacher Education - 131305	0	0	0	0	0	0

[Table of Contents](#)

**OFF-CAMPUS TOTAL HEADCOUNT ENROLLMENT
BY PROGRAM CATEGORY
FALL, 2000-01 (CONTINUED)**

<u>Six-Digit CIP Category</u>	<u>DSU Greenville</u>	<u>MSU Meridian</u>	<u>MSU Vicksburg</u>	<u>MSU Stennis</u>	<u>MVSU Greenwood</u>	<u>UM Jackson</u>
Environmental Health - 512202	0	0	0	0	10	0
Exercise Sciences/Physiology and Movement Studies - 310505	0	0	0	0	0	0
Finance, General - 520801	0	1	0	0	0	0
Foreign Languages Teacher Education - 131306	0	0	0	0	0	0
History, General - 450801	0	1	0	0	0	0
Home Economics, General - 190101	1	0	0	0	0	0
Hotel/Motel and Restaurant Management - 520902	0	0	0	0	0	0
Human Resources Management - 521001	0	0	0	0	0	0
Industrial/Manufacturing Engineering - 141701	0	0	0	4	0	0
Industrial/Manufacturing Technology/Technician - 150603	0	12	0	0	2	0
Insurance and Risk Management - 520805	1	0	0	0	0	0
Journalism - 090401	0	0	0	0	0	0
Landscaping Operations and Management - 010605	0	1	0	0	0	0
Liberal Arts and Sciences/Liberal Studies - 240101	0	25	0	0	0	0
Library Science/Librarianship - 250101	0	0	0	0	0	0
Management Information Systems and Business Data Processing, General - 521201	2	2	0	0	0	0
Marine/Aquatic Biology - 260607	0	0	0	0	0	0
Mathematics - 270101	0	0	0	0	0	0
Mathematics Teacher Education - 131311	0	0	0	0	0	0
Mechanical Engineering - 141901	0	0	0	1	0	0
Mechanical Engineering/Mechanical Technology/Technician - 150805	0	0	0	0	0	0

[Table of Contents](#)

**OFF-CAMPUS TOTAL HEADCOUNT ENROLLMENT
BY PROGRAM CATEGORY
FALL, 2000-01 (CONTINUED)**

<u>Six-Digit CIP Category</u>	<u>DSU Greenville</u>	<u>MSU Meridian</u>	<u>MSU Vicksburg</u>	<u>MSU Stennis</u>	<u>MVSU Greenwood</u>	<u>UM Jackson</u>
Medical Technology - 511005	0	0	0	0	0	0
Multi/Interdisciplinary Studies, Other - 309999	0	28	0	2	0	0
Music, General - 500901	0	0	0	0	0	0
Nursing (R.N. Training) - 511601	2	0	0	0	0	0
Nursing Administration (Post-R.N.) - 511602	0	0	0	0	0	0
Oceanography - 400702	0	0	0	0	0	0
Office Supervision and Management - 520204	1	0	0	0	1	0
Paralegal/Legal Assistant - 220103	0	0	0	0	0	0
Parks, Recreation and Leisure Studies - 310101	0	0	0	0	0	0
Physical Education Teaching and Coaching - 131314	0	1	0	0	0	0
Political Science, General - 451001	0	0	0	0	0	0
Psychology, General - 420101	0	1	0	0	0	0
Public Administration - 440401	0	0	0	0	1	0
Public Health, General - 512201	0	0	0	0	0	0
Public Relations and Organizational Communications - 090501	0	0	0	0	1	0
Radio and Television Broadcasting - 090701	0	0	0	0	0	0
Real Estate - 521501	0	0	0	0	0	0
Science Teacher Education, General - 131316	0	0	0	0	0	0
Secondary Teacher Education - 131205	0	53	0	0	0	0
Social Science Teacher Education - 131317	2	0	0	0	0	0
Social Studies Teacher Education - 131318	0	0	0	0	0	0
Social Work - 440701	2	42	0	0	8	0
Sociology - 451101	0	2	0	0	3	0

[Table of Contents](#)

**OFF-CAMPUS TOTAL HEADCOUNT ENROLLMENT
 BY PROGRAM CATEGORY
 FALL, 2000-01 (CONTINUED)**

<u>Six-Digit CIP Category</u>	<u>DSU Greenville</u>	<u>MSU Meridian</u>	<u>MSU Vicksburg</u>	<u>MSU Stennis</u>	<u>MVSU Greenwood</u>	<u>UM Jackson</u>
Special Education, General - 131001	4	2	0	0	6	0
Speech and Rhetorical Studies - 231001	0	0	0	0	1	0
Speech-Language Pathology and Audiology - 510204	1	0	0	0	0	0
Teacher Education, Multiple Levels - 131206	0	0	0	0	14	0
Technology Teacher Education/Industrial Arts Teacher Education - 131309	0	0	0	0	0	0
Unclassified - 000000	<u>20</u>	<u>87</u>	<u>18</u>	<u>15</u>	<u>5</u>	<u>0</u>
Total	81	721	33	43	168	13

**OFF-CAMPUS TOTAL HEADCOUNT ENROLLMENT
BY PROGRAM CATEGORY
FALL, 2000-01 (CONTINUED)**

<u>Six-Digit CIP Category</u>	<u>UM Tupelo</u>	<u>UM Jackson Eng.</u>	<u>UM Southaven</u>	<u>USM Gulf Coast</u>	<u>Total</u>
Accounting - 520301	25	0	32	112	177
Adult and Continuing Education Administration - 130403	0	0	0	4	4
Advertising - 090201	0	0	0	3	3
American Studies/Civilization - 050102	0	0	0	7	7
Animal Sciences, General - 020201	0	0	0	0	2
Anthropology - 450201	0	0	0	1	1
Architecture - 040201	0	0	0	0	1
Biological Sciences/Life Sciences, Other - 269999	3	0	0	0	3
Biological and Physical Sciences - 300101	0	0	0	0	1
Biology, General - 260101	1	0	0	8	11
Business Administration and Management, General - 520201	14	0	8	168	397
Business Marketing and Marketing Management - 521401	3	0	8	4	22
Business Teacher Education (Vocational) - 131303	0	0	0	0	1
Business, General - 520101	21	0	27	0	50
Chemical Engineering - 140701	0	0	0	0	1
Chemistry, General - 400501	0	0	1	2	3
Chemistry, Other - 400599	0	0	0	1	1
City/Urban, Community and Regional Planning - 040301	0	0	0	1	1
Civil Engineering, General - 140801	0	0	0	0	8
Communications, General - 090101	0	0	0	1	1
Communications, Other - 099999	0	0	0	1	1
Community Organization, Resources and Services - 440201	0	0	0	0	2
Computer Engineering - 140901	0	0	0	0	3

[Table of Contents](#)

**OFF-CAMPUS TOTAL HEADCOUNT ENROLLMENT
BY PROGRAM CATEGORY
FALL, 2000-01 (CONTINUED)**

<u>Six-Digit CIP Category</u>	<u>UM Tupelo</u>	<u>UM Jackson Eng.</u>	<u>UM Southaven</u>	<u>USM Gulf Coast</u>	<u>Total</u>
Computer Engineering Technology/Technician - 150301	0	0	0	5	5
Computer and Information Sciences, General - 110101	0	0	0	81	89
Counselor Education Counseling and Guidance Services - 131101	0	0	0	29	84
Court Reporter - 520405	1	0	0	0	1
Criminal Justice Studies - 430104	0	0	0	65	73
Criminal Justice/Law Enforcement Administration - 430103	0	0	2	0	46
Curriculum and Instruction - 130301	53	0	57	7	117
Education Administration and Supervision, General - 130401	20	0	6	17	54
Education of the Deaf and Hearing Impaired - 131003	0	0	0	1	1
Education, General - 130101	2	0	6	32	91
Education, Other - 139999	0	0	0	13	13
Educational Psychology - 130802	20	0	5	0	26
Educational/Instructional Media Design - 130501	0	0	0	2	2
Electrical, Electronic and Communications Eng. Tech./Technician - 150303	0	0	0	10	10
Electrical, Electronics and Communication Engineering - 141001	0	0	0	0	12
Elementary Teacher Education - 131202	22	0	22	281	556
Engineering Science - 141301	0	14	0	0	14
Engineering, General - 140101	0	0	0	0	6
Engineering-Related Technology/Technician, General - 151101	0	0	0	1	1
English Language and Literature, General - 230101	1	0	3	35	40
English Teacher Education - 131305	2	0	4	0	6
Environmental Health - 512202	0	0	0	0	10

[Table of Contents](#)

**OFF-CAMPUS TOTAL HEADCOUNT ENROLLMENT
BY PROGRAM CATEGORY
FALL, 2000-01 (CONTINUED)**

<u>Six-Digit CIP Category</u>	<u>UM Tupelo</u>	<u>UM Jackson Eng.</u>	<u>UM Southaven</u>	<u>USM Gulf Coast</u>	<u>Total</u>
Exercise Sciences/Physiology and Movement Studies - 310505	0	0	2	0	2
Finance, General - 520801	3	0	4	1	9
Foreign Languages Teacher Education - 131306	0	0	0	2	2
History, General - 450801	1	0	0	49	51
Home Economics, General - 190101	1	0	1	0	3
Hotel/Motel and Restaurant Management - 520902	0	0	0	35	35
Human Resources Management - 521001	0	0	0	33	33
Industrial/Manufacturing Engineering - 141701	0	0	0	0	4
Industrial/Manufacturing Technology/Technician - 150603	0	0	0	22	36
Insurance and Risk Management - 520805	0	0	0	0	1
Journalism - 090401	0	0	1	0	1
Landscaping Operations and Management - 010605	0	0	0	0	1
Liberal Arts and Sciences/Liberal Studies - 240101	0	0	0	0	25
Library Science/Librarianship - 250101	0	0	0	11	11
Management Information Systems and Business Data Processing, General - 521201	0	0	3	82	89
Marine/Aquatic Biology - 260607	0	0	0	5	5
Mathematics - 270101	0	0	0	28	28
Mathematics Teacher Education - 131311	0	0	1	0	1
Mechanical Engineering - 141901	0	0	0	0	1
Mechanical Engineering/Mechanical Technology/ Technician - 150805	0	0	0	1	1
Medical Technology - 511005	0	0	0	1	1

[Table of Contents](#)

**OFF-CAMPUS TOTAL HEADCOUNT ENROLLMENT
BY PROGRAM CATEGORY
FALL, 2000-01 (CONTINUED)**

<u>Six-Digit CIP Category</u>	<u>UM Tupelo</u>	<u>UM Jackson Eng.</u>	<u>UM Southaven</u>	<u>USM Gulf Coast</u>	<u>Total</u>
Multi/Interdisciplinary Studies, Other - 309999	0	0	0	0	30
Music, General - 500901	0	0	1	0	1
Nursing (R.N. Training) - 511601	0	0	0	11	13
Nursing Administration (Post-R.N.) - 511602	0	0	0	1	1
Oceanography - 400702	0	0	0	2	2
Office Supervision and Management - 520204	0	0	0	0	2
Paralegal/Legal Assistant - 220103	7	0	0	20	27
Parks, Recreation and Leisure Studies - 310101	1	0	0	1	2
Physical Education Teaching and Coaching - 131314	0	0	0	1	2
Political Science, General - 451001	0	0	1	30	31
Psychology, General - 420101	3	0	3	143	150
Public Administration - 440401	0	0	0	0	1
Public Health, General - 512201	0	0	0	12	12
Public Relations and Organizational Communications - 090501	0	0	0	8	9
Radio and Television Broadcasting - 090701	0	0	1	5	6
Real Estate - 521501	2	0	1	0	3
Science Teacher Education, General - 131316	0	0	0	1	1
Secondary Teacher Education - 131205	0	0	0	0	53
Social Science Teacher Education - 131317	0	0	0	0	2
Social Studies Teacher Education - 131318	4	0	1	0	5
Social Work - 440701	2	0	0	40	94
Sociology - 451101	0	0	2	0	7
Special Education, General - 131001	2	0	3	51	68

[Table of Contents](#)

**OFF-CAMPUS TOTAL HEADCOUNT ENROLLMENT
 BY PROGRAM CATEGORY
 FALL, 2000-01 (CONTINUED)**

<u>Six-Digit CIP Category</u>	<u>UM Tupelo</u>	<u>UM Jackson Eng.</u>	<u>UM Southaven</u>	<u>USM Gulf Coast</u>	<u>Total</u>
Speech and Rhetorical Studies - 231001	0	0	0	0	1
Speech-Language Pathology and Audiology - 510204	0	0	0	2	3
Teacher Education, Multiple Levels - 131206	0	0	0	0	14
Technology Teacher Education/Industrial Arts Teacher Education - 131309	0	0	0	69	69
Unclassified - 000000	<u>71</u>	<u>19</u>	<u>150</u>	<u>117</u>	<u>502</u>
Total	285	33	356	1,676	3,409

OFF-CAMPUS GRADUATE HEADCOUNT ENROLLMENT
BY ACADEMIC PROGRAM LEVELS AND BY FULL-TIME AND PART-TIME
FALL, 2000-01

<u>Institution</u>	<u>Master's Program</u>			<u>Specialist Program</u>			<u>Doctoral Program</u>			<u>First Professional</u>			<u>Unclassified</u>			<u>Total All Programs</u>
	<u>Full Time</u>	<u>Part Time</u>	<u>Total</u>	<u>Full Time</u>	<u>Part Time</u>	<u>Total</u>	<u>Full Time</u>	<u>Part Time</u>	<u>Total</u>	<u>Full Time</u>	<u>Part Time</u>	<u>Total</u>	<u>Full Time</u>	<u>Part Time</u>	<u>Total</u>	
DSU - Greenville	0	23	23	0	0	0	0	0	0	0	0	0	0	0	0	23
MSU - Meridian	29	165	194	4	28	32	1	5	6	0	0	0	0	0	0	232
MSU - Vicksburg Engineering	0	32	32	0	0	0	0	1	1	0	0	0	0	0	0	33
MSU - Stennis Center	3	30	33	0	0	0	3	7	10	0	0	0	0	0	0	43
MVSU - Greenwood	3	115	118	0	0	0	0	0	0	0	0	0	0	0	0	118
UM - Jackson	0	0	0	0	0	0	0	13	13	0	0	0	0	0	0	13
UM - Tupelo	5	89	94	0	11	11	0	2	2	0	0	0	0	24	24	131
UM - Jackson Engineering	0	13	13	0	0	0	0	0	0	0	0	0	0	20	20	33
UM - Southaven	2	68	70	0	5	5	0	7	7	0	0	0	1	29	30	112
USM - Gulf Coast	<u>53</u>	<u>174</u>	<u>227</u>	<u>6</u>	<u>15</u>	<u>21</u>	<u>1</u>	<u>15</u>	<u>16</u>	<u>0</u>	<u>0</u>	<u>0</u>	<u>6</u>	<u>54</u>	<u>60</u>	<u>324</u>
Total	95	709	804	10	59	69	5	50	55	0	0	0	7	127	134	1,062

**OFF-CAMPUS GRADUATE HEADCOUNT ENROLLMENT
BY PROGRAM CATEGORY
FALL, 2000-01**

<u>Six-Digit CIP Category</u>	<u>DSU Greenville</u>	<u>MSU Meridian</u>	<u>MSU Vicksburg</u>	<u>MSU Stennis</u>	<u>MVSU Greenwood</u>	<u>UM Jackson</u>
Accounting - 520301	0	0	0	0	0	0
Adult and Continuing Education Administration - 130403	0	0	0	0	0	0
Biological and Physical Sciences - 300101	1	0	0	0	0	0
Business Administration and Management, General - 520201	0	23	0	0	0	0
Chemical Engineering - 140701	0	0	1	0	0	0
Civil Engineering, General - 140801	0	0	7	1	0	0
Communications, General - 090101	0	0	0	0	0	0
Community Organization, Resources and Services - 440201	2	0	0	0	0	0
Computer Engineering - 140901	0	0	0	3	0	0
Computer and Information Sciences, General - 110101	0	0	6	0	0	0
Counselor Education Counseling and Guidance Services - 131101	1	54	0	0	0	0
Criminal Justice Studies - 430104	0	0	0	0	7	0
Criminal Justice/Law Enforcement Administration - 430103	0	0	0	0	43	0
Curriculum and Instruction - 130301	0	0	0	0	0	0
Education Administration and Supervision, General - 130401	0	11	0	0	0	0
Education, General - 130101	0	38	0	0	0	13
Education, Other - 139999	0	0	0	0	0	0
Educational Psychology - 130802	0	0	0	0	0	0
Educational/Instructional Media Design - 130501	0	0	0	0	0	0
Electrical, Electronics and Communication Engineering - 141001	0	0	0	12	0	0
Elementary Teacher Education - 131202	7	32	0	0	34	0
Engineering Science - 141301	0	0	0	0	0	0
Engineering, General - 140101	0	0	1	5	0	0

[Table of Contents](#)

Fall Enrollment Fact Book

**OFF-CAMPUS GRADUATE HEADCOUNT ENROLLMENT
BY PROGRAM CATEGORY
FALL, 2000-01 (CONTINUED)**

<u>Six-Digit CIP Category</u>	<u>DSU Greenville</u>	<u>MSU Meridian</u>	<u>MSU Vicksburg</u>	<u>MSU Stennis</u>	<u>MVSU Greenwood</u>	<u>UM Jackson</u>
Engineering-Related Technology/Technician, General - 151101	0	0	0	0	0	0
English Language and Literature, General - 230101	0	0	0	0	0	0
Environmental Health - 512202	0	0	0	0	10	0
Exercise Sciences/Physiology and Movement Studies - 310505	0	0	0	0	0	0
Foreign Languages Teacher Education - 131306	0	0	0	0	0	0
History, General - 450801	0	0	0	0	0	0
Industrial/Manufacturing Engineering - 141701	0	0	0	4	0	0
Library Science/Librarianship - 250101	0	0	0	0	0	0
Mathematics - 270101	0	0	0	0	0	0
Mechanical Engineering - 141901	0	0	0	1	0	0
Multi/Interdisciplinary Studies, Other - 309999	0	0	0	2	0	0
Music, General - 500901	0	0	0	0	0	0
Nursing Administration (Post-R.N.) - 511602	0	0	0	0	0	0
Oceanography - 400702	0	0	0	0	0	0
Physical Education Teaching and Coaching - 131314	0	1	0	0	0	0
Political Science, General - 451001	0	0	0	0	0	0
Psychology, General - 420101	0	0	0	0	0	0
Public Health, General - 512201	0	0	0	0	0	0
Public Relations and Organizational Communications - 090501	0	0	0	0	1	0
Science Teacher Education, General - 131316	0	0	0	0	0	0
Secondary Teacher Education - 131205	0	13	0	0	0	0
Social Science Teacher Education - 131317	2	0	0	0	0	0
Social Work - 440701	0	0	0	0	0	0

[Table of Contents](#)

**OFF-CAMPUS GRADUATE HEADCOUNT ENROLLMENT
 BY PROGRAM CATEGORY
 FALL, 2000-01 (CONTINUED)**

<u>Six-Digit CIP Category</u>	<u>DSU Greenville</u>	<u>MSU Meridian</u>	<u>MSU Vicksburg</u>	<u>MSU Stennis</u>	<u>MVSU Greenwood</u>	<u>UM Jackson</u>
Sociology - 451101	0	0	0	0	2	0
Special Education, General - 131001	3	0	0	0	6	0
Speech and Rhetorical Studies - 231001	0	0	0	0	1	0
Teacher Education, Multiple Levels - 131206	0	0	0	0	13	0
Unclassified - 000000	<u>7</u>	<u>60</u>	<u>18</u>	<u>15</u>	<u>1</u>	<u>0</u>
Total	23	232	33	43	118	13

**OFF-CAMPUS GRADUATE HEADCOUNT ENROLLMENT
By PROGRAM CATEGORY
FALL, 2000-01 (CONTINUED)**

<u>Six-Digit CIP Category</u>	<u>UM Tupelo</u>	<u>UM Jackson Eng.</u>	<u>UM Southaven</u>	<u>USM Gulf Coast</u>	<u>Total</u>
Accounting - 520301	0	0	1	1	2
Adult and Continuing Education Administration - 130403	0	0	0	4	4
Biological and Physical Sciences - 300101	0	0	0	0	1
Business Administration and Management, General - 520201	12	0	4	42	81
Chemical Engineering - 140701	0	0	0	0	1
Civil Engineering, General - 140801	0	0	0	0	8
Communications, General - 090101	0	0	0	1	1
Community Organization, Resources and Services - 440201	0	0	0	0	2
Computer Engineering - 140901	0	0	0	0	3
Computer and Information Sciences, General - 110101	0	0	0	6	12
Counselor Education Counseling and Guidance Services - 131101	0	0	0	29	84
Criminal Justice Studies - 430104	0	0	0	9	16
Criminal Justice/Law Enforcement Administration - 430103	0	0	0	0	43
Curriculum and Instruction - 130301	53	0	57	7	117
Education Administration and Supervision, General - 130401	20	0	6	17	54
Education, General - 130101	2	0	6	32	91
Education, Other - 139999	0	0	0	13	13
Educational Psychology - 130802	20	0	5	0	25
Educational/Instructional Media Design - 130501	0	0	0	2	2
Electrical, Electronics and Communication Engineering - 141001	0	0	0	0	12
Elementary Teacher Education - 131202	0	0	0	0	73
Engineering Science - 141301	0	14	0	0	14
Engineering, General - 140101	0	0	0	0	6

[Table of Contents](#)

Fall Enrollment Fact Book

**OFF-CAMPUS GRADUATE HEADCOUNT ENROLLMENT
BY PROGRAM CATEGORY
FALL, 2000-01 (CONTINUED)**

<u>Six-Digit CIP Category</u>	<u>UM Tupelo</u>	<u>UM Jackson Eng.</u>	<u>UM Southaven</u>	<u>USM Gulf Coast</u>	<u>Total</u>
Engineering-Related Technology/Technician, General - 151101	0	0	0	1	1
English Language and Literature, General - 230101	0	0	0	1	1
Environmental Health - 512202	0	0	0	0	10
Exercise Sciences/Physiology and Movement Studies - 310505	0	0	1	0	1
Foreign Languages Teacher Education - 131306	0	0	0	2	2
History, General - 450801	0	0	0	7	7
Industrial/Manufacturing Engineering - 141701	0	0	0	0	4
Library Science/Librarianship - 250101	0	0	0	4	4
Mathematics - 270101	0	0	0	1	1
Mechanical Engineering - 141901	0	0	0	0	1
Multi/Interdisciplinary Studies, Other - 309999	0	0	0	0	2
Music, General - 500901	0	0	1	0	1
Nursing Administration (Post-R.N.) - 511602	0	0	0	1	1
Oceanography - 400702	0	0	0	2	2
Physical Education Teaching and Coaching - 131314	0	0	0	1	2
Political Science, General - 451001	0	0	0	7	7
Psychology, General - 420101	0	0	0	1	1
Public Health, General - 512201	0	0	0	11	11
Public Relations and Organizational Communications - 090501	0	0	0	8	9
Science Teacher Education, General - 131316	0	0	0	1	1
Secondary Teacher Education - 131205	0	0	0	0	13
Social Science Teacher Education - 131317	0	0	0	0	2

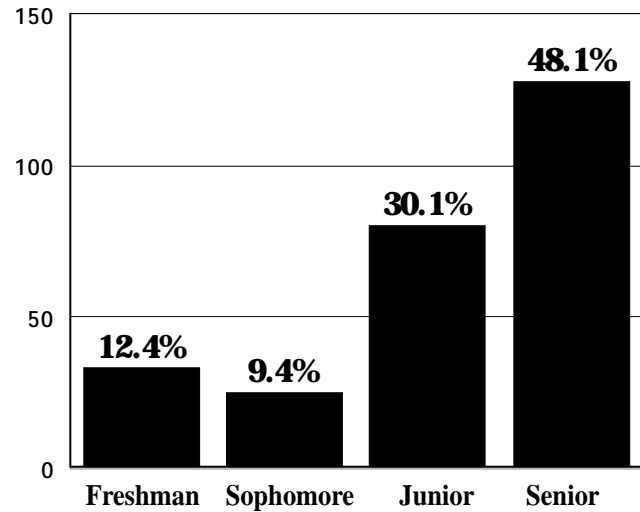
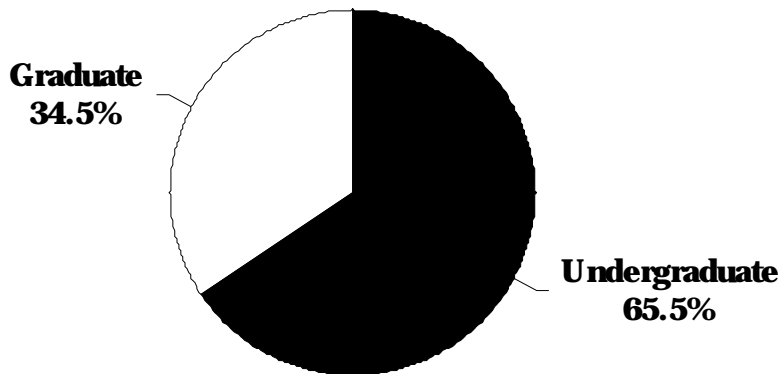
[Table of Contents](#)

**OFF-CAMPUS GRADUATE HEADCOUNT ENROLLMENT
 BY PROGRAM CATEGORY
 FALL, 2000-01 (CONTINUED)**

<u>Six-Digit CIP Category</u>	<u>UM Tupelo</u>	<u>UM Jackson Eng.</u>	<u>UM Southaven</u>	<u>USM Gulf Coast</u>	<u>Total</u>
Social Work - 440701	0	0	0	39	39
Sociology - 451101	0	0	1	0	3
Special Education, General - 131001	0	0	0	13	22
Speech and Rhetorical Studies - 231001	0	0	0	0	1
Teacher Education, Multiple Levels - 131206	0	0	0	0	13
Unclassified - 000000	<u>24</u>	<u>19</u>	<u>30</u>	<u>61</u>	<u>235</u>
Total	131	33	112	324	1,062

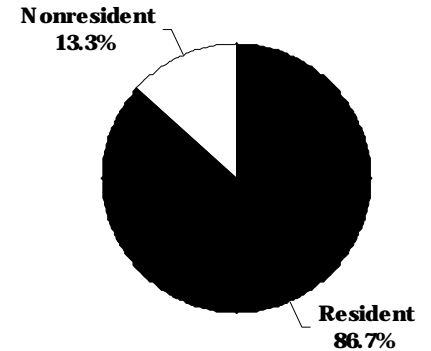
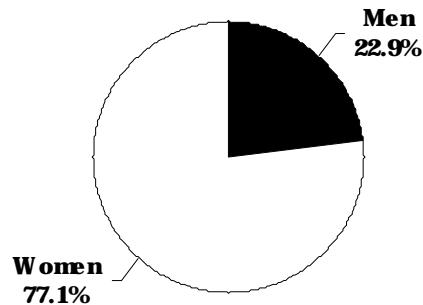
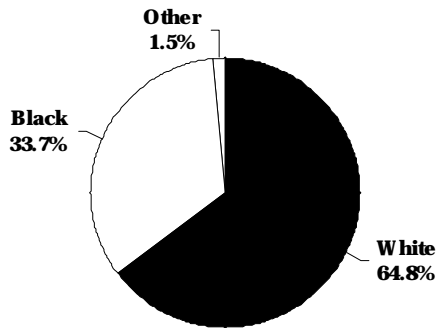
**OTHER LOCATION HEADCOUNT ENROLLMENT
BY LEVEL
FALL, 2000-01**

<u>Institution</u>	<u>Freshman</u>	<u>Sophomore</u>	<u>Junior</u>	<u>Senior</u>	<u>Undergraduate</u>	<u>Graduate</u>	<u>Total</u>
DSU - Other Locations	22	1	7	13	43	10	53
JSU - Other Locations	6	11	12	27	56	5	61
MUW - Other Locations	3	5	50	72	130	5	135
UM - Other Locations	2	8	11	16	37	105	142
USM - Other Locations	0	0	0	0	0	15	15
Total	33	25	80	128	266	140	406



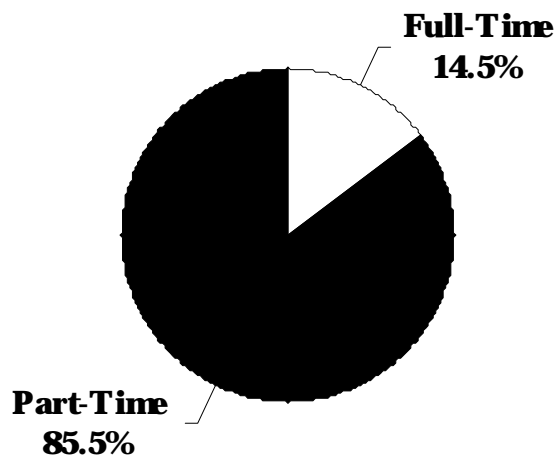
OTHER LOCATION HEADCOUNT ENROLLMENT BY ETHNICITY, BY GENDER, AND BY RESIDENCE FALL, 2000-01

<u>Institution</u>	<u>White</u>	<u>Black</u>	<u>Other</u>	<u>Men</u>	<u>Women</u>	<u>Resident</u>	<u>Nonresident</u>	<u>Total</u>
DSU - Other Locations	29 54.7%	24 45.3%	0 0.0%	10 18.9%	43 81.1%	53 100.0%	0 0.0%	53
JSU - Other Locations	2 3.3%	59 96.7%	0 0.0%	3 4.9%	58 95.1%	60 98.4%	1 1.6%	61
MUW - Other Locations	95 70.4%	37 27.4%	3 2.2%	17 12.6%	118 87.4%	128 94.8%	7 5.2%	135
UM - Other Locations	123 86.6%	16 11.3%	3 2.1%	58 40.8%	84 59.2%	96 67.6%	46 32.4%	142
USM - Other Locations	14 93.3%	1 6.7%	0 0.0%	5 33.3%	10 66.7%	15 100.0%	0 0.0%	15
Total	263 64.8%	137 33.7%	6 1.5%	93 22.9%	313 77.1%	352 86.7%	54 13.3%	406



**OTHER LOCATION HEADCOUNT ENROLLMENT BY FULL-TIME AND PART-TIME
AND FULL-TIME EQUIVALENT (FTE) ENROLLMENT BY LEVEL
FALL, 2000-01**

<u>Institution</u>	<u>Headcount</u>				<u>Full-Time Equivalent</u>				<u>FTE Percent of Headcount</u>
	<u>Full-Time</u>	<u>Part-Time</u>	<u>Total</u>	<u>Percent Part-Time</u>	<u>Lower</u>	<u>Upper</u>	<u>Graduate</u>	<u>Total</u>	
DSU - Other Locations	0	53	53	100.0%	5.4	4.8	2.5	12.7	24.0%
JSU - Other Locations	0	61	61	100.0%	9.6	22.2	1.3	33.1	54.3%
MUW - Other Locations	38	97	135	71.9%	2.0	53.2	1.3	56.5	41.9%
UM - Other Locations	21	121	142	85.2%	4.2	17.1	40.5	61.8	43.5%
USM - Other Locations	<u>0</u>	<u>15</u>	<u>15</u>	<u>100.0%</u>	<u>0.0</u>	<u>0.0</u>	<u>3.8</u>	<u>3.8</u>	<u>25.3%</u>
Total	59	347	406	85.5%	21.2	97.3	49.4	167.9	41.4%



OTHER LOCATION TOTAL HEADCOUNT ENROLLMENT BY PROGRAM CATEGORY FALL, 2000-01

<u>Six-Digit CIP Category</u>	<u>DSU</u>	<u>JSU</u>	<u>MUW</u>	<u>UM</u>	<u>USM</u>	<u>Total</u>
Accounting - 520301	0	0	5	2	0	7
Art History, Criticism and Conservation - 500703	0	0	0	1	0	1
Aviation and Airway Science - 490101	1	0	0	0	0	1
Biological and Physical Sciences - 300101	1	0	0	0	0	1
Biology, General - 260101	0	0	2	0	0	2
Business Administration and Management, General - 520201	2	0	12	0	0	14
Business Marketing and Marketing Management - 521401	1	0	0	0	0	1
Business, General - 520101	2	0	0	1	0	3
Chemistry, General - 400501	1	0	0	0	0	1
Clothing/Apparel and Textile Studies - 190901	0	0	1	0	0	1
Communications, General - 090101	0	0	3	0	0	3
Counselor Education Counseling and Guidance Services - 131101	1	0	0	0	0	1
Court Reporter - 520405	0	0	0	3	0	3
Criminal Justice Studies - 430104	2	0	0	0	0	2
Criminal Justice/Law Enforcement Administration - 430103	0	0	0	1	0	1
Culinary Arts and Related Services, Other - 120599	0	0	4	0	0	4
Curriculum and Instruction - 130301	0	0	0	42	1	43
Education Administration and Supervision, General - 130401	1	0	0	0	0	1
Education of the Gifted and Talented - 131004	0	0	5	0	0	5
Education, General - 130101	0	0	0	47	0	47
Education, Other - 139999	0	46	0	0	0	46
Educational Psychology - 130802	0	0	0	11	0	11
Educational/Instructional Media Design - 130501	0	1	0	0	0	1
Elementary Teacher Education - 131202	9	2	30	0	0	41

[Table of Contents](#)

**OTHER LOCATION TOTAL HEADCOUNT ENROLLMENT
BY PROGRAM CATEGORY
FALL, 2000-01 (CONTINUED)**

<u>Six-Digit CIP Category</u>	<u>DSU</u>	<u>JSU</u>	<u>MUW</u>	<u>UM</u>	<u>USM</u>	<u>Total</u>
English Language and Literature, General - 230101	0	0	2	4	0	6
Health and Physical Education, General - 310501	0	0	2	0	0	2
History, General - 450801	0	0	1	1	0	2
Home Economics, General - 190101	2	0	0	0	0	2
Insurance and Risk Management - 520805	1	0	0	0	0	1
International Relations and Affairs - 450901	0	0	0	3	0	3
Journalism - 090401	0	0	0	1	0	1
Library Science/Librarianship - 250101	0	0	0	0	1	1
Management Information Systems and Business Data Processing, General - 521201	1	0	0	0	0	1
Mathematics - 270101	0	0	1	0	1	2
Medical Pharmacology and Pharmaceutical Sciences - 512003	0	0	0	1	0	1
Music, General - 500901	0	0	0	1	0	1
Nursing (R.N. Training) - 511601	1	0	54	0	0	55
Paralegal/Legal Assistant - 220103	0	0	1	3	0	4
Pharmacy (B. Pharm., Pharm.D.) - 512001	0	0	0	5	0	5
Physics, General - 400801	0	0	0	1	0	1
Political Science, General - 451001	0	0	0	1	0	1
Psychology, General - 420101	0	0	1	2	0	3
Public Administration - 440401	0	5	0	0	0	5
Real Estate - 521501	0	0	0	1	0	1
Social Sciences, General - 450101	1	0	1	0	0	2
Special Education, General - 131001	1	1	0	0	0	2
Speech-Language Pathology and Audiology - 510204	0	0	0	1	0	1
Unclassified - 000000	<u>25</u>	<u>6</u>	<u>10</u>	<u>9</u>	<u>12</u>	<u>62</u>
Total	53	61	135	142	15	406

[Table of Contents](#)

UNIVERSITY OF MISSISSIPPI MEDICAL CENTER

HEADCOUNT ENROLLMENT

**BY PROGRAM CATEGORY, BY LEVEL, BY ETHNICITY, BY GENDER, BY RESIDENCE,
AND BY FULL-TIME AND PART-TIME
FALL, 2000-01**

<u>CIP Category</u>	<u>White</u>	<u>Black</u>	<u>Other</u>	<u>Men</u>	<u>Women</u>	<u>Resident</u>	<u>Nonres.</u>	<u>Full-Time</u>	<u>Part-Time</u>	<u>Total</u>
Anatomy - 260601										
Master's	1	0	0	1	0	1	0	0	1	1
Doctoral	0	0	7	1	6	0	7	2	5	7
Total	1	0	7	2	6	1	7	2	6	8
Basic Medical Sciences, Other - 511399										
Senior	1	2	0	1	2	3	0	0	3	3
Master's	11	5	0	3	13	14	2	0	16	16
Doctoral	9	2	0	4	7	11	0	0	11	11
Total	21	9	0	8	22	28	2	0	30	30
Biochemistry - 260202										
Doctoral	1	0	10	9	2	0	11	0	11	11
Nondegree-Post Baccalaureate	3	1	1	2	3	5	0	0	5	5
Total	4	1	11	11	5	5	11	0	16	16
Clinical Psychology - 420201										
Intern	7	1	0	5	3	1	7	8	0	8
Cytotechnologist - 511002										
Junior	1	6	0	1	6	7	0	7	0	7
Senior	2	5	1	1	7	7	1	8	0	8
Total	3	11	1	2	13	14	1	15	0	15

[Table of Contents](#)

UNIVERSITY OF MISSISSIPPI MEDICAL CENTER
HEADCOUNT ENROLLMENT
BY PROGRAM CATEGORY, BY LEVEL, BY ETHNICITY, BY GENDER, BY RESIDENCE,
AND BY FULL-TIME AND PART-TIME
FALL, 2000-01

<u>CIP Category</u>	<u>White</u>	<u>Black</u>	<u>Other</u>	<u>Men</u>	<u>Women</u>	<u>Resident</u>	<u>Nonres.</u>	<u>Full-Time</u>	<u>Part-Time</u>	<u>Total</u>
Dental Hygienist - 510602										
Junior	23	3	1	0	27	27	0	27	0	27
Senior	21	3	0	0	24	24	0	24	0	24
Total	44	6	1	0	51	51	0	51	0	51
Dentistry (D.D.S., D.M.D.) - 510401										
1st Year	28	1	1	18	12	30	0	30	0	30
2nd Year	27	2	0	20	9	29	0	29	0	29
3rd Year	27	1	1	23	6	29	0	29	0	29
4th Year	25	3	1	17	12	29	0	29	0	29
Total	107	7	3	78	39	117	0	117	0	117
Emergency Medical Technology/Technician - 510904										
Freshman (A)	17	2	0	13	6	19	0	19	0	19
Sophomore	8	1	0	6	3	9	0	9	0	9
Total	25	3	0	19	9	28	0	28	0	28
Medical Radiologic Technology/Technician - 510907										
Freshman (B)	39	1	0	14	26	40	0	40	0	40

UNIVERSITY OF MISSISSIPPI MEDICAL CENTER
HEADCOUNT ENROLLMENT
BY PROGRAM CATEGORY, BY LEVEL, BY ETHNICITY, BY GENDER, BY RESIDENCE,
AND BY FULL-TIME AND PART-TIME
FALL, 2000-01

<u>CIP Category</u>	<u>White</u>	<u>Black</u>	<u>Other</u>	<u>Men</u>	<u>Women</u>	<u>Resident</u>	<u>Nonres.</u>	<u>Full-Time</u>	<u>Part-Time</u>	<u>Total</u>
Medical Records Administration - 510706										
Junior	5	4	0	0	9	9	0	9	0	9
Senior	7	5	1	0	13	13	0	13	0	13
Total	12	9	1	0	22	22	0	22	0	22
Medical Technology - 511005										
Junior	6	6	2	4	10	14	0	14	0	14
Senior	5	5	0	1	9	10	0	10	0	10
Total	11	11	2	5	19	24	0	24	0	24
Medicine (M.D.) - 511201										
1st Year	95	4	3	59	43	102	0	102	0	102
2nd Year	84	5	12	61	40	101	0	101	0	101
3rd Year	89	5	5	71	28	99	0	99	0	99
4th Year	71	4	9	55	29	84	0	84	0	84
Intern	8	0	0	7	1	6	2	8	0	8
Resident	323	35	88	305	141	224	222	446	0	446
Total	670	53	117	558	282	616	224	840	0	840
Microbiology/Bacteriology - 260501										
Doctoral	20	1	5	15	11	11	15	5	21	26

UNIVERSITY OF MISSISSIPPI MEDICAL CENTER
HEADCOUNT ENROLLMENT
BY PROGRAM CATEGORY, BY LEVEL, BY ETHNICITY, BY GENDER, BY RESIDENCE,
AND BY FULL-TIME AND PART-TIME
FALL, 2000-01

<u>CIP Category</u>	<u>White</u>	<u>Black</u>	<u>Other</u>	<u>Men</u>	<u>Women</u>	<u>Resident</u>	<u>Nonres.</u>	<u>Full-Time</u>	<u>Part-Time</u>	<u>Total</u>
Nuclear Medical Technology/Technician - 510905										
Sophomore	6	0	0	5	1	6	0	6	0	6
Nursing (R.N. Training) - 511601										
Junior	69	12	2	6	77	82	1	81	2	83
Senior	81	12	1	11	83	93	1	91	3	94
Nondegree-Post Baccalaureate	20	13	0	3	30	32	1	30	3	33
Total	170	37	3	20	190	207	3	202	8	210
Nursing, Surgical (Post-R.N.) - 511612										
Master's	52	4	0	5	51	53	3	43	13	56
Doctoral	1	1	0	0	2	2	0	1	1	2
Total	53	5	0	5	53	55	3	44	14	58
Occupational Therapy - 512306										
Junior	26	3	0	4	25	29	0	29	0	29
Senior	27	1	1	3	26	29	0	29	0	29
Total	53	4	1	7	51	58	0	58	0	58
Pathology, Human and Animal - 260704										
Doctoral	3	0	1	3	1	2	2	3	1	4

UNIVERSITY OF MISSISSIPPI MEDICAL CENTER

HEADCOUNT ENROLLMENT

BY PROGRAM CATEGORY, BY LEVEL, BY ETHNICITY, BY GENDER, BY RESIDENCE, AND BY FULL-TIME AND PART-TIME FALL, 2000-01

<u>CIP Category</u>	<u>White</u>	<u>Black</u>	<u>Other</u>	<u>Men</u>	<u>Women</u>	<u>Resident</u>	<u>Nonres.</u>	<u>Full-Time</u>	<u>Part-Time</u>	<u>Total</u>
Pharmacology, Human and Animal - 260705										
Doctoral	5	1	20	17	9	6	20	6	20	26
Physical Therapy - 512308										
Senior	20	4	1	9	16	25	0	25	0	25
Doctoral	35	0	1	18	18	36	0	36	0	36
Total	55	4	2	27	34	61	0	61	0	61
Physiology, Human and Animal - 260706										
Doctoral	5	1	4	3	7	5	5	2	8	10
Preventive Medicine Residency - 512954										
Doctoral	4	0	1	1	4	3	2	1	4	5
Nondegree-Post Baccalaureate	4	1	1	3	3	5	1	0	6	6
Total	8	1	2	4	7	8	3	1	10	11
Unclassified - 000000										
Senior	3	2	0	1	4	5	0	0	5	5
Master's	7	0	0	3	4	6	1	0	7	7
Doctoral	10	2	0	0	12	8	4	0	12	12
Nondegree-Post Baccalaureate	1	0	0	0	1	1	0	0	1	1
Total	21	4	0	4	21	20	5	0	25	25
Total	1,343	170	181	812	882	1,386	308	1,535	159	1,694

[Table of Contents](#)

Fall Enrollment Fact Book