

MISSISSIPPI

Universities

Fall 1998

Enrollment Fact Book

Board of Trustees of State
Institutions of Higher Learning

Board of Trustees

Members with terms expiring
May 7, 2000

Ms. Nan McGahey Baker, Winona
Northern Supreme Court District

Mr. J. Marlin Ivey, Kosciusko
Fourth Congressional District

Mr. James W. Luvenc, Holly Springs
Second Congressional District

Dr. Cassie Pennington, Indianola
Third Congressional District

Members with terms expiring
May 7, 2004

Mr. William S. Crawford, Meridian
Fifth Congressional District

Ms. Ricki R. Garrett, Clinton
Seventh Congressional District

Mr. J. P. "Jake" Mills, Tupelo
First Congressional District

Mr. Carl Nicholson, Jr., Hattiesburg
State-at-large

Members with terms expiring
May 7, 2008

Mr. Thomas W. Colbert, Jackson
State-at-large

Mr. James Roy Klumb, Gulfport
Sixth Congressional District

Dr. D. E. Magee, Jr., Jackson
Central Supreme Court District

Ms. Virginia Shanteau Newton, Gulfport
Southern Supreme Court District

Institutions

**Alcorn State University
(ASU)**

Dr. Clinton Bristow, Jr., President
Lorman

**Delta State University
(DSU)**

Dr. Kent Wyatt, President
Cleveland

**Jackson State University
(JSU)**

Dr. James E. Lyons, Sr., President
Jackson

**Mississippi State University
(MSU)**

Dr. Malcolm Portera, President
Starkville

**Mississippi University for Women
(MUW)**

Dr. Clyda Stokes Rent, President
Columbus

**Mississippi Valley State University
(MVSU)**

Dr. Lester C. Newman, President
Itta Bena

**University of Mississippi
(UM)**

Dr. Robert C. Khyat, Chancellor
Oxford

**University of Southern Mississippi
(USM)**

Dr. Horace Fleming, Jr., President
Hattiesburg

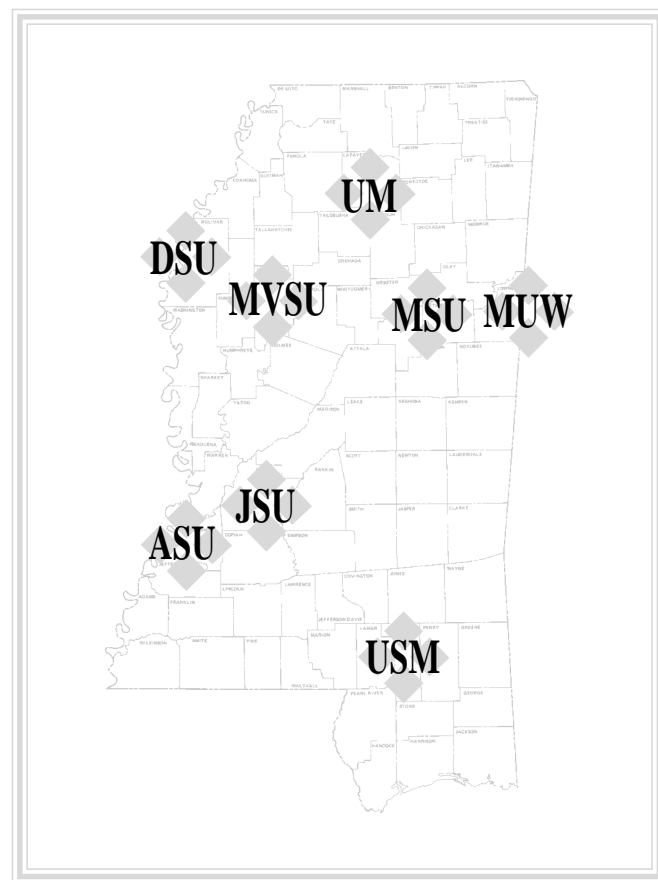


Table of Contents

Total Headcount Enrollment

On-Campus and Off-Campus Headcount Enrollment, by Level	1
On-Campus and Off-Campus Headcount Enrollment, by Ethnicity, by Gender, and by Residence	2
Headcount and Full-Time Equivalent (FTE) Enrollment	3

On-Campus

Headcount Enrollment, by Level	4
Headcount Enrollment, by Ethnicity, by Gender, and by Residence	5
Headcount and Full-Time Equivalent (FTE) Enrollment	6
Distribution of Enhanced ACT Composite Scores	7
Headcount Enrollment, by Students' Origin	8
Headcount Enrollment, by Out-of-State Students' Residence	9
Location of Students, by Counties for Residents of Mississippi	10
Headcount Enrollment, by Program Category	14
Graduate Headcount Enrollment, by Degree Program Levels, Full-Time and Part-Time	22
Graduate Headcount Enrollment, by Program Category	23

Off-Campus

Headcount Enrollment, by Level	29
Headcount Enrollment, by Ethnicity, by Gender, and by Residence	30
Headcount and Full-Time Equivalent (FTE) Enrollment	31
Headcount Enrollment, by Program Category	32
Graduate Headcount Enrollment, by Academic Program Levels and by Full-Time and Part-Time	42
Graduate Headcount Enrollment, by Program Category	43

Table of Contents (Continued)

Other Locations

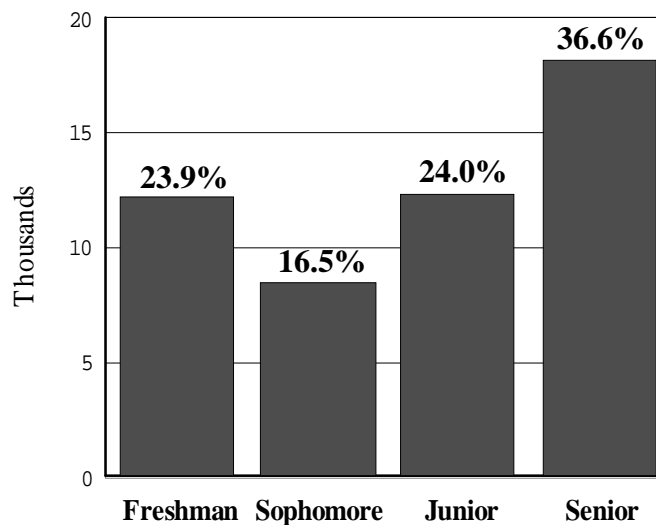
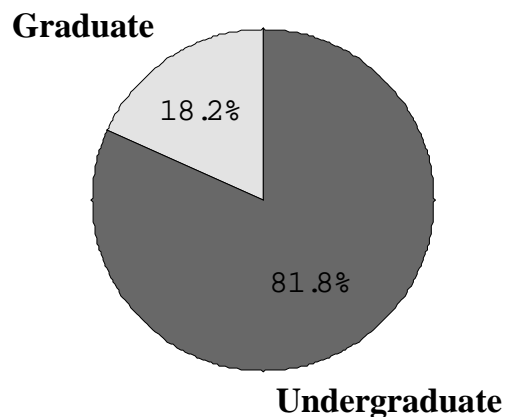
Headcount Enrollment, by Level	49
Headcount Enrollment, by Ethnicity, by Gender, and by Residence	50
Headcount and Full-Time Equivalent (FTE) Enrollment, by Full-Time and Part-Time	51
Headcount Enrollment, by Program Category	52

University of Mississippi Medical Center

Headcount Enrollment, by Program Category, by Level, by Ethnicity, By Gender, and by Residence	54
--	----

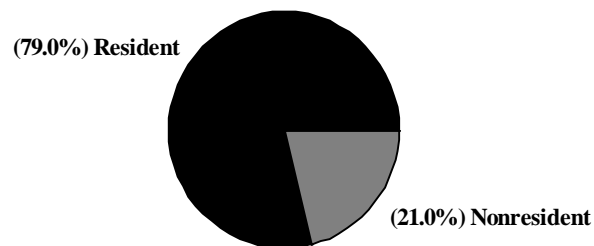
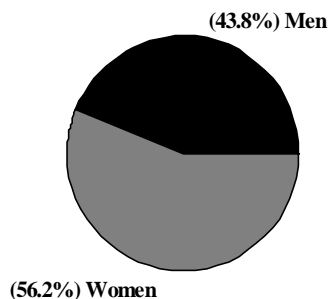
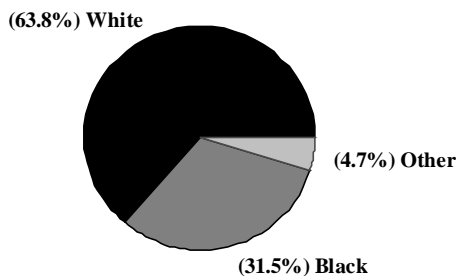
ON-CAMPUS AND OFF-CAMPUS HEADCOUNT ENROLLMENT BY LEVEL FALL, 1998-99

<u>Institution</u>	<u>Freshman</u>	<u>Sophomore</u>	<u>Junior</u>	<u>Senior</u>	<u>Undergraduate</u>	<u>Graduate</u>	<u>Total</u>
Alcorn State University	830	475	484	635	2,424	436	2,860
Delta State University	993	531	753	1,240	3,517	531	4,048
Jackson State University	1,360	1,011	1,155	1,634	5,160	1,132	6,292
Mississippi State University	3,015	2,212	3,024	4,457	12,708	3,010	15,718
Mississippi University for Women	788	415	654	1,324	3,181	133	3,314
Mississippi Valley State University	911	420	406	609	2,346	99	2,445
University of Mississippi	2,325	1,723	2,247	2,812	9,107	2,336	11,443
University of Mississippi Medical Center	69	4	307	280	660	1,202	1,862
University of Southern Mississippi	<u>1,941</u>	<u>1,638</u>	<u>3,261</u>	<u>5,206</u>	<u>12,046</u>	<u>2,487</u>	<u>14,533</u>
Total	12,232	8,429	12,291	18,197	51,149	11,366	62,515



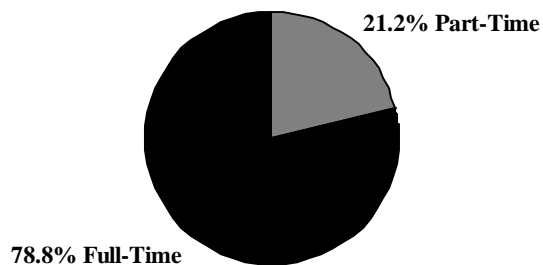
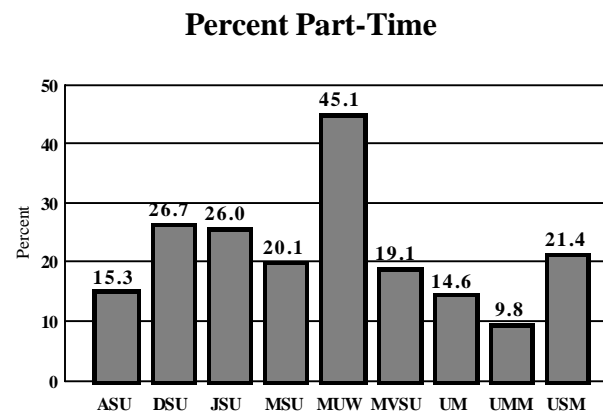
ON-CAMPUS AND OFF-CAMPUS HEADCOUNT ENROLLMENT BY ETHNICITY, BY GENDER, AND BY RESIDENCE FALL, 1998-99

Institution	White		Black		Other		Men		Women		Resident		Nonresident		Total
Alcorn State University	103	3.6%	2,736	95.7%	21	0.7%	1,092	38.2%	1,768	61.8%	2,485	86.9%	375	13.1%	2,860
Delta State University	2,862	70.7%	1,123	27.7%	63	1.6%	1,576	38.9%	2,472	61.1%	3,765	93.0%	283	7.0%	4,048
Jackson State University	197	3.1%	5,916	94.0%	179	2.8%	2,516	40.0%	3,776	60.0%	4,758	75.6%	1,534	24.4%	6,292
Mississippi State University	12,126	77.1%	2,509	16.0%	1,083	6.9%	8,598	54.7%	7,120	45.3%	12,062	76.7%	3,656	23.3%	15,718
Mississippi University for Women	2,296	69.3%	915	27.6%	103	3.1%	607	18.3%	2,707	81.7%	2,939	88.7%	375	11.3%	3,314
Mississippi Valley State University	124	5.1%	2,308	94.4%	13	0.5%	936	38.3%	1,509	61.7%	2,204	90.1%	241	9.9%	2,445
University of Mississippi	9,473	82.8%	1,298	11.3%	672	5.9%	5,377	47.0%	6,066	53.0%	7,452	65.1%	3,991	34.9%	11,443
University of Mississippi Medical Center	1,535	82.4%	165	8.9%	162	8.7%	860	46.2%	1,002	53.8%	1,604	86.1%	258	13.9%	1,862
University of Southern Mississippi	<u>11,171</u>	<u>76.9%</u>	<u>2,726</u>	<u>18.8%</u>	<u>636</u>	<u>4.4%</u>	<u>5,849</u>	<u>40.2%</u>	<u>8,684</u>	<u>59.8%</u>	<u>12,116</u>	<u>83.4%</u>	<u>2,417</u>	<u>16.6%</u>	<u>14,533</u>
Total	39,887	63.8%	19,696	31.5%	2,932	4.7%	27,411	43.8%	35,104	56.2%	49,385	79.0%	13,130	21.0%	62,515



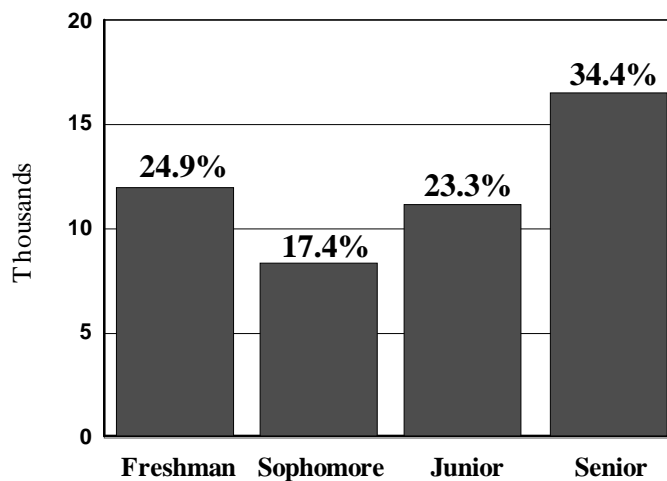
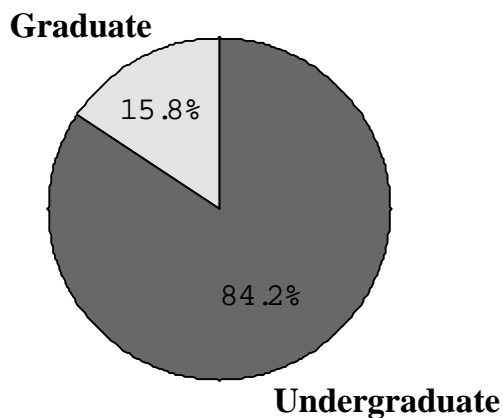
ON-CAMPUS AND OFF-CAMPUS HEADCOUNT ENROLLMENT AND FULL-TIME EQUIVALENT (FTE) ENROLLMENT BY LEVEL AND BY FULL-TIME AND PART-TIME FALL, 1998-99

Institution	Headcount				Full-Time Equivalent				
	Full-Time	Part-Time	Total	Percent Part-Time	Lower	Upper	Graduate	Total	FTE Percent of Headcount
Alcorn State University	2,421	439	2,860	15.3%	1,339.4	1,155.5	244.7	2,739.6	95.8%
Delta State University	2,967	1,081	4,048	26.7%	1,205.6	1,812.2	274.1	3,291.9	81.3%
Jackson State University	4,656	1,636	6,292	26.0%	2,095.1	2,418.3	687.8	5,201.2	82.7%
Mississippi State University	12,566	3,152	15,718	20.1%	4,693.5	6,657.9	1,973.0	13,324.4	84.8%
Mississippi University for Women	1,821	1,493	3,314	45.1%	842.5	1,267.3	83.3	2,193.1	66.2%
Mississippi Valley State University	1,977	468	2,445	19.1%	1,180.8	1,013.5	36.2	2,230.5	91.2%
University of Mississippi	9,770	1,673	11,443	14.6%	3,913.5	4,664.3	1,797.5	10,375.3	90.7%
University of Mississippi Medical Center	1,680	182	1,862	9.8%	61.9	621.1	1,849.8	2,532.8	136.0%
University of Southern Mississippi	<u>11,420</u>	<u>3,113</u>	<u>14,533</u>	<u>21.4%</u>	<u>3,517.8</u>	<u>7,476.9</u>	<u>1,667.8</u>	<u>12,662.5</u>	<u>87.1%</u>
Total	49,278	13,237	62,515	21.2%	18,850.1	27,087.0	8,614.2	54,551.3	87.3%



ON-CAMPUS HEADCOUNT ENROLLMENT BY LEVEL FALL, 1998-99

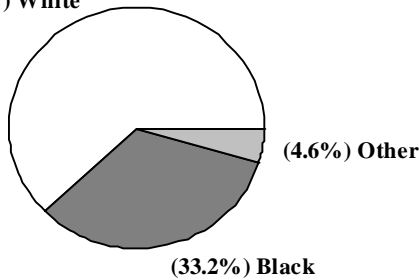
<u>Institution</u>	<u>Freshman</u>	<u>Sophomore</u>	<u>Junior</u>	<u>Senior</u>	<u>Undergraduate</u>	<u>Graduate</u>	<u>Total</u>
Alcorn State University	830	475	484	635	2,424	436	2,860
Delta State University	973	519	735	1,213	3,440	491	3,931
Jackson State University	1,360	1,011	1,155	1,634	5,160	1,128	6,288
Mississippi State University	2,942	2,194	2,887	4,216	12,239	2,655	14,894
Mississippi University for Women	783	403	596	1,204	2,986	116	3,102
Mississippi Valley State University	800	396	395	593	2,184	57	2,241
University of Mississippi	2,302	1,706	2,105	2,599	8,712	2,019	10,731
University of Southern Mississippi	<u>1,940</u>	<u>1,638</u>	<u>2,825</u>	<u>4,412</u>	<u>10,815</u>	<u>2,081</u>	<u>12,896</u>
Total	11,930	8,342	11,182	16,506	47,960	8,983	56,943



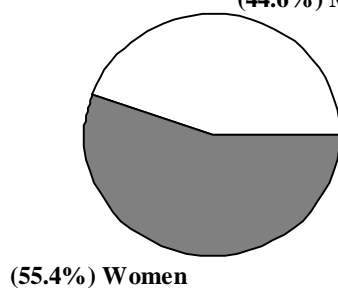
ON-CAMPUS HEADCOUNT ENROLLMENT BY ETHNICITY, BY GENDER, AND BY RESIDENCE FALL, 1998-99

<u>Institution</u>	<u>White</u>		<u>Black</u>		<u>Other</u>		<u>Men</u>		<u>Women</u>		<u>Resident</u>		<u>Nonresident</u>		<u>Total</u>
Alcorn State University	103	3.6%	2,736	95.7%	21	0.7%	1,092	38.2%	1,768	61.8%	2,485	86.9%	375	13.1%	2,860
Delta State University	2,788	70.9%	1,081	27.5%	62	1.6%	1,540	39.2%	2,391	60.8%	3,649	92.8%	282	7.2%	3,931
Jackson State University	196	3.1%	5,913	94.0%	179	2.8%	2,515	40.0%	3,773	60.0%	4,755	75.6%	1,533	24.4%	6,288
Mississippi State University	11,496	77.2%	2,355	15.8%	1,043	7.0%	8,319	55.9%	6,575	44.1%	11,262	75.6%	3,632	24.4%	14,894
Mississippi University for Women	2,166	69.8%	842	27.1%	94	3.0%	571	18.4%	2,531	81.6%	2,744	88.5%	358	11.5%	3,102
Mississippi Valley State University	46	2.1%	2,184	97.5%	11	0.5%	886	39.5%	1,355	60.5%	2,000	89.2%	241	10.8%	2,241
University of Mississippi	8,843	82.4%	1,229	11.5%	659	6.1%	5,160	48.1%	5,571	51.9%	6,802	63.4%	3,929	36.6%	10,731
University of Southern Mississippi	<u>9,787</u>	<u>75.9%</u>	<u>2,556</u>	<u>19.8%</u>	<u>553</u>	<u>4.3%</u>	<u>5,290</u>	<u>41.0%</u>	<u>7,606</u>	<u>59.0%</u>	<u>10,502</u>	<u>81.4%</u>	<u>2,394</u>	<u>18.6%</u>	<u>12,896</u>
Total	35,425	62.2%	18,896	33.2%	2,622	4.6%	25,373	44.6%	31,570	55.4%	44,199	77.6%	12,744	22.4%	56,943

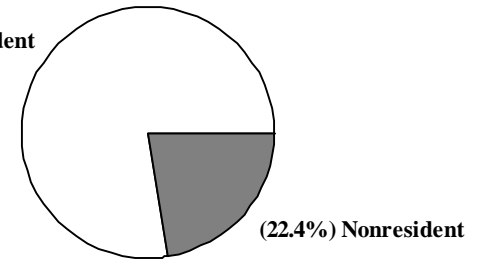
(62.2%) White



(44.6%) Men

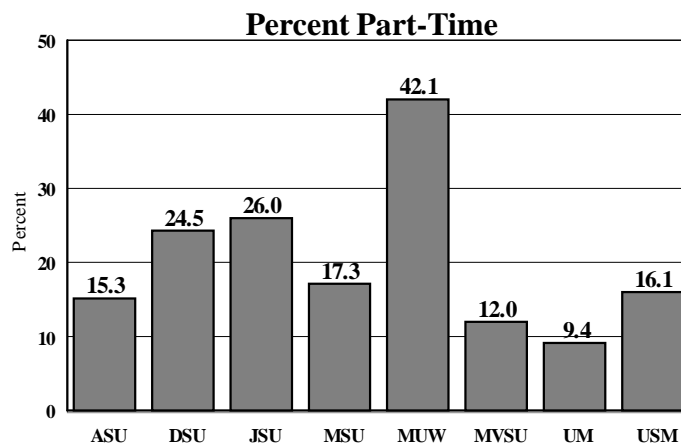
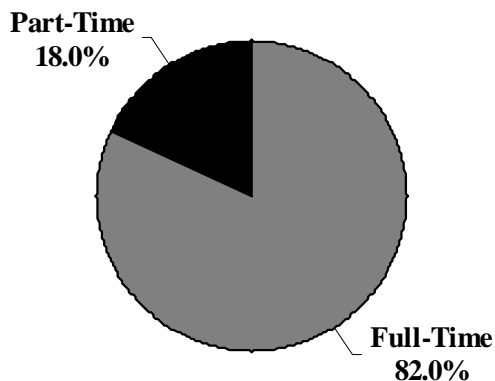


(77.6%) Resident



ON-CAMPUS HEADCOUNT ENROLLMENT AND FULL-TIME EQUIVALENT (FTE) ENROLLMENT BY LEVEL AND BY FULL-TIME AND PART-TIME FALL, 1998-99

<u>Institution</u>	<u>Headcount</u>				<u>Full-Time Equivalent</u>				<u>FTE Percent of Headcount</u>
	<u>Full-Time</u>	<u>Part-Time</u>	<u>Total</u>	<u>Part-Time Percent</u>	<u>Lower</u>	<u>Upper</u>	<u>Graduate</u>	<u>Total</u>	
Alcorn State University	2,421	439	2,860	15.3%	1,339.4	1,155.5	244.7	2,739.6	95.8%
Delta State University	2,967	964	3,931	24.5%	1,198.8	1,802.4	263.6	3,264.8	83.1%
Jackson State University	4,656	1,632	6,288	26.0%	2,095.1	2,418.3	687.0	5,200.4	82.7%
Mississippi State University	12,314	2,580	14,894	17.3%	4,659.0	6,417.7	1,825.7	12,902.4	86.6%
Mississippi University for Women	1,795	1,307	3,102	42.1%	838.3	1,210.9	76.3	2,125.5	68.5%
Mississippi Valley State University	1,973	268	2,241	12.0%	1,131.5	1,005.9	23.6	2,161.0	96.4%
University of Mississippi	9,722	1,009	10,731	9.4%	3,901.7	4,525.1	1,687.9	10,114.7	94.3%
University of Southern Mississippi	<u>10,826</u>	<u>2,070</u>	<u>12,896</u>	<u>16.1%</u>	<u>3,517.6</u>	<u>6,719.3</u>	<u>1,509.7</u>	<u>11,746.6</u>	<u>91.1%</u>
Total	46,674	10,269	56,943	18.0%	18,681.4	25,255.1	6,318.5	50,255.0	88.3%



**DISTRIBUTION OF ENHANCED ACT COMPOSITE SCORES
BY FREQUENCY OF STANDARD
FIRST-TIME ENTERING FRESHMEN
FALL, 1998-99**

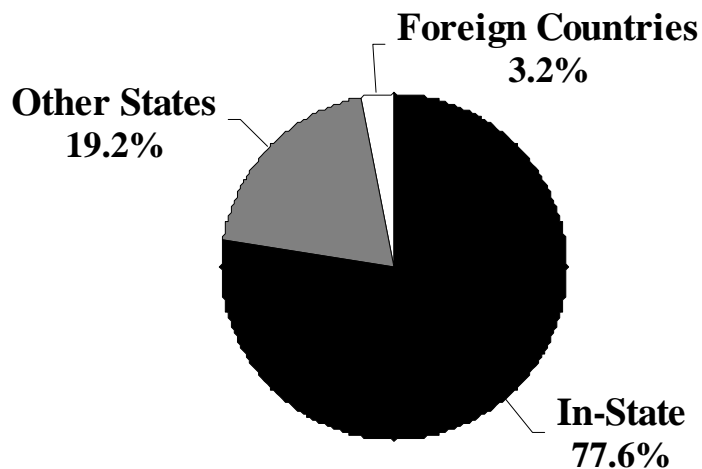
<u>Act Score</u>	<u>ASU</u>	<u>DSU</u>	<u>JSU</u>	<u>MSU</u>	<u>MUW</u>	<u>MVSU</u>	<u>UM</u>	<u>USM</u>	<u>TOTAL</u>
36	0	0	0	0	0	0	1	0	1
35	0	0	0	6	0	0	1	0	7
34	0	0	0	8	2	0	8	2	20
33	0	1	0	20	2	0	15	10	48
32	0	1	0	48	7	0	33	8	97
31	0	1	1	55	7	0	41	6	111
30	0	4	0	93	7	0	79	33	216
29	0	4	0	96	17	0	85	41	243
28	2	3	1	103	24	0	100	40	273
27	2	13	5	89	23	0	93	45	270
26	0	12	9	138	35	1	114	59	368
25	1	23	18	104	38	3	102	77	366
24	6	19	24	121	23	1	120	68	382
23	11	26	7	140	11	10	111	82	398
22	18	30	34	123	17	18	138	107	485
21	18	32	63	136	25	12	165	135	586
20	26	37	55	156	21	26	139	125	585
19	39	56	70	128	18	22	138	141	612
18	49	48	105	150	21	41	126	148	688
17	90	43	93	98	19	41	74	83	541
16	70	41	102	54	11	56	24	56	414
15	11	16	37	3	1	35	1	10	114
14	4	11	25	1	1	18	3	5	68
13	2	1	5	0	0	10	1	1	20
12	0	2	0	0	0	0	0	0	2
11	<u>1</u>	<u>0</u>	<u>0</u>	<u>0</u>	<u>0</u>	<u>0</u>	<u>0</u>	<u>0</u>	<u>1</u>
Total	350	424	654	1,870	330	294	1,712	1,282	6,916
Mean Score	18.2	20.1	18.6	23.5	23.6	17.6	23.4	21.8	22.0

Note: The definition of a first-time entering freshmen used in this table is a student with less than 12 cumulative semester credit hours.

[Table of Contents](#)

**ON-CAMPUS HEADCOUNT ENROLLMENT
BY STUDENTS' ORIGIN
FALL, 1998-99**

<u>Institution</u>	<u>Number of Students from Adjacent Counties</u>	<u>Number of Students from In-State</u>	<u>Number of Students from Other States</u>	<u>Number of Students from Foreign Countries</u>	<u>Total On-Campus Enrollment</u>	<u>Percent of In-State Students to Total On-Campus Enrollment</u>	<u>Percent of In-State Students From Adjacent Counties</u>
Alcorn State University	884	2,485	374	1	2,860	86.9%	35.6%
Delta State University	2,206	3,649	252	30	3,931	92.8%	60.5%
Jackson State University	3,172	4,755	1,242	291	6,288	75.6%	66.7%
Mississippi State University	3,112	11,262	2,933	699	14,894	75.6%	27.6%
Mississippi University for Women	2,037	2,744	297	61	3,102	88.5%	74.2%
Mississippi Valley State University	1,030	2,000	240	1	2,241	89.2%	51.5%
University of Mississippi	2,178	6,802	3,509	420	10,731	63.4%	32.0%
University of Southern Mississippi	<u>3,945</u>	<u>10,502</u>	<u>2,059</u>	<u>335</u>	<u>12,896</u>	<u>81.4%</u>	<u>37.6%</u>
Total	18,564	44,199	10,906	1,838	56,943	77.6%	42.0%



**ON-CAMPUS HEADCOUNT ENROLLMENT
BY OUT-OF-STATE STUDENTS' RESIDENCE
FALL, 1998-99**

	<u>ASU</u>	<u>DSU</u>	<u>JSU</u>	<u>MSU</u>	<u>MUW</u>	<u>MVSU</u>	<u>UM</u>	<u>USM</u>	<u>Total</u>
Total Enrollment	2,860	3,931	6,288	14,894	3,102	2,241	10,731	12,896	56,943
Total Nonresident	375	271	1,508	3,632	358	241	3,929	2,394	12,708
Nonresident Percent of Total Enrollment	13.1%	6.9%	24.0%	24.4%	11.5%	10.8%	36.6%	18.6%	22.3%

Nonresidents from SREB States

Alabama	20	19	87	701	164	21	335	259	1,606
Arkansas	15	43	45	131	1	15	255	26	531
Delaware	0	0	1	3	0	0	2	1	7
Florida	5	16	30	118	11	13	131	172	496
Georgia	21	5	71	41	9	12	280	45	484
Kentucky	2	1	0	196	0	3	93	16	311
Louisiana	105	39	120	63	32	14	426	1,062	1,861
Maryland	4	4	13	22	1	2	23	18	87
North Carolina	1	0	4	32	1	1	42	14	95
Oklahoma	1	2	26	16	0	2	26	14	87
South Carolina	2	2	7	30	1	0	42	13	97
Tennessee	17	73	128	559	37	44	858	53	1,769
Texas	50	18	56	149	7	7	343	68	698
Virginia	1	2	3	45	3	1	60	30	145
West Virginia	<u>1</u>	<u>0</u>	<u>1</u>	<u>7</u>	<u>0</u>	<u>0</u>	<u>0</u>	<u>2</u>	<u>11</u>
Total SREB States	245	224	592	2,113	267	135	2,916	1,793	8,285

From Other U. S. States	129	28	651	823	30	105	595	267	2,628
From Foreign Countries	1	19	266	699	61	1	420	335	1,802
Foreign Countries Represented (Total represents unique countries)	1	7	31	86	27	1	70	65	128

**ON-CAMPUS HEADCOUNT ENROLLMENT
BY COUNTIES FOR RESIDENTS OF MISSISSIPPI
FALL, 1998-99**

	<u>ASU</u>	<u>DSU</u>	<u>JSU</u>	<u>MSU</u>	<u>MUW</u>	<u>MVSU</u>	<u>UM</u>	<u>USM</u>	<u>Total</u>
Adams	333	18	57	116	9	2	60	150	745
Alcorn	1	2	1	146	6	0	84	31	271
Amite	40	3	22	19	0	0	10	55	149
Attala	13	18	22	189	14	13	39	23	331
Benton	0	1	2	7	1	0	26	0	37
Bolivar	48	1,165	81	137	3	168	55	55	1,712
Calhoun	5	32	6	65	11	3	87	4	213
Carroll	5	47	12	74	8	22	50	5	223
Chickasaw	0	14	5	153	24	8	56	8	268
Choctaw	0	4	1	157	11	1	27	1	202
Claiborne	238	3	45	35	1	5	9	18	354
Clarke	3	1	8	46	2	2	15	62	139
Clay	7	6	13	263	209	2	26	16	542
Coahoma	49	264	67	95	7	62	118	22	684
Copiah	56	2	84	49	2	6	30	98	327
Covington	20	2	12	33	1	4	12	176	260
DeSoto	0	110	14	189	18	2	320	17	670
Forrest	22	7	39	163	9	2	94	2,050	2,386
Franklin	59	2	3	18	1	0	7	43	133
George	1	2	3	29	3	0	16	95	149
Greene	2	1	1	11	1	0	2	60	78
Grenada	17	130	29	92	5	29	93	29	424
Hancock	1	1	4	49	3	2	38	277	375
Harrison	25	15	48	364	11	17	223	778	1,481
Hinds	189	60	2,398	947	48	41	577	780	5,040
Holmes	61	25	78	91	6	104	27	17	409
Humphreys	24	55	24	23	0	120	9	7	262
Issaquena	4	10	3	2	0	1	1	3	24
Itawamba	1	3	0	92	28	0	43	7	174
Jackson	56	25	46	335	29	12	196	540	1,239
Jasper	27	5	21	26	2	0	13	105	199

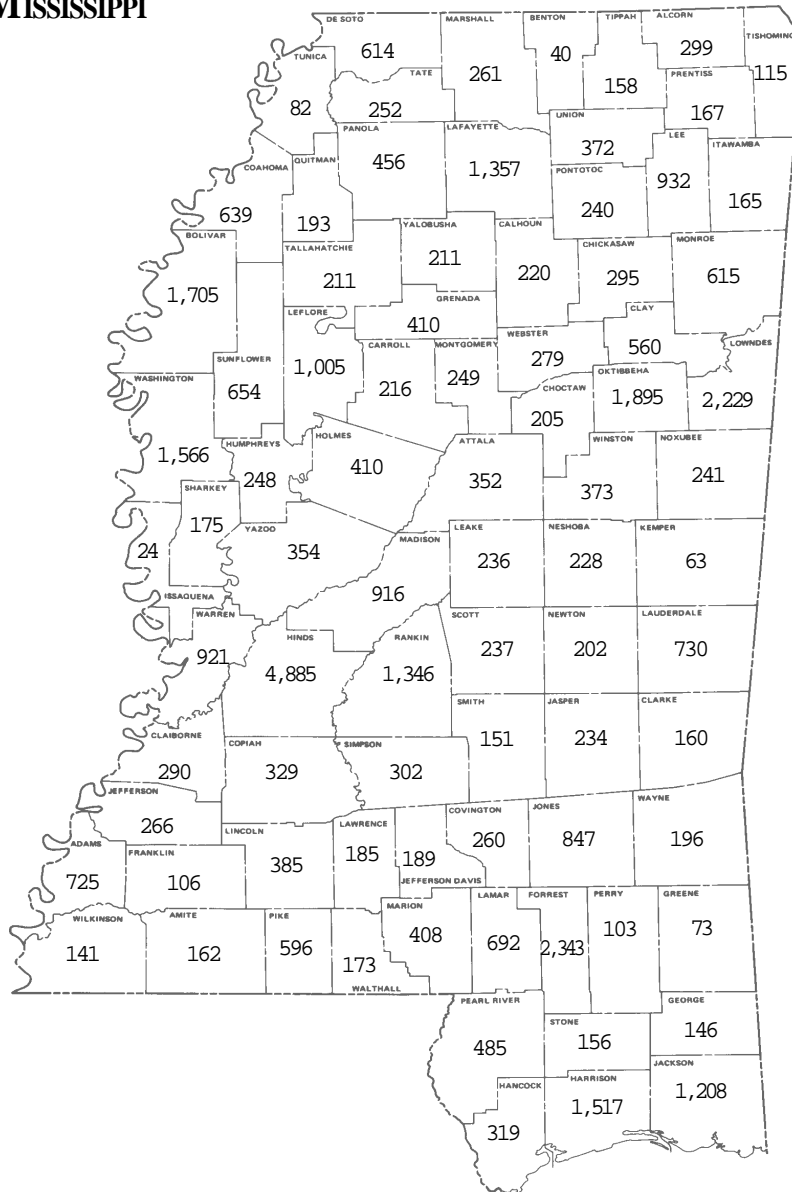
**ON-CAMPUS HEADCOUNT ENROLLMENT
BY COUNTIES FOR RESIDENTS OF MISSISSIPPI
FALL, 1998-99 (CONTINUED)**

	<u>ASU</u>	<u>DSU</u>	<u>JSU</u>	<u>MSU</u>	<u>MUW</u>	<u>MVSU</u>	<u>UM</u>	<u>USM</u>	<u>Total</u>
Jefferson	263	0	15	23	2	1	1	13	318
Jefferson Davis	26	4	25	15	1	0	0	122	193
Jones	24	1	29	150	4	3	85	542	838
Kemper	7	0	2	28	8	6	5	10	66
Lafayette	2	16	11	60	9	3	1,170	17	1,288
Lamar	1	1	6	47	6	1	22	648	732
Lauderdale	20	5	56	280	17	14	97	217	706
Lawrence	27	1	26	24	0	6	8	121	213
Leake	4	7	44	86	2	25	20	33	221
Lee	2	24	16	426	82	10	308	56	924
Leflore	40	127	68	137	9	562	76	24	1,043
Lincoln	32	8	36	64	4	1	36	178	359
Lowndes	12	18	17	614	1,398	13	96	63	2,231
Madison	61	48	199	294	19	17	204	161	1,003
Marion	29	6	34	43	1	2	18	247	380
Marshall	3	16	14	67	5	2	145	8	260
Monroe	2	23	3	211	227	2	87	21	576
Montgomery	2	28	6	131	7	33	66	5	278
Neshoba	3	10	6	135	11	0	29	41	235
Newton	6	7	18	65	5	4	27	72	204
Noxubee	12	2	9	97	59	5	7	16	207
Oktibbeha	5	10	21	1,581	144	9	40	33	1,843
Panola	17	54	16	80	1	7	265	6	446
Pearl River	8	6	7	77	9	0	26	351	484
Perry	4	2	2	19	0	1	2	72	102
Pike	97	6	61	73	6	5	55	313	616
Pontotoc	0	13	0	86	13	5	137	7	261
Prentiss	0	5	4	76	8	0	66	8	167
Quitman	4	34	34	26	1	30	32	8	169

**ON-CAMPUS HEADCOUNT ENROLLMENT
BY COUNTIES FOR RESIDENTS OF MISSISSIPPI
FALL, 1998-99 (CONTINUED)**

	<u>ASU</u>	<u>DSU</u>	<u>JSU</u>	<u>MSU</u>	<u>MUW</u>	<u>MVSU</u>	<u>UM</u>	<u>USM</u>	<u>Total</u>
Rankin	15	59	155	479	24	4	256	398	1,390
Scott	14	8	44	65	8	2	23	82	246
Sharkey	20	32	25	32	2	36	8	9	164
Simpson	15	8	59	37	1	1	21	175	317
Smith	4	5	5	39	3	1	6	100	163
Stone	0	0	0	34	2	3	8	106	153
Sunflower	30	255	49	68	7	161	41	40	651
Tallahatchie	7	69	28	31	2	32	53	5	227
Tate	0	34	9	76	5	7	110	8	249
Tippah	0	5	1	87	5	0	69	1	168
Tishomingo	0	5	0	79	6	0	31	4	125
Tunica	4	20	9	12	3	12	22	4	86
Union	0	7	1	72	9	0	147	13	249
Walthall	13	2	19	19	2	0	10	102	167
Warren	138	25	135	280	14	14	130	179	915
Washington	104	522	120	235	23	292	123	99	1,518
Wayne	13	2	15	21	4	4	12	113	184
Webster	0	2	2	207	18	4	35	5	273
Wilkinson	63	0	26	9	1	0	15	37	151
Winston	2	12	16	193	63	6	18	21	331
Yalobusha	2	28	6	51	2	10	117	14	230
Yazoo	<u>21</u>	<u>34</u>	<u>97</u>	<u>106</u>	<u>9</u>	<u>16</u>	<u>54</u>	<u>42</u>	<u>379</u>
Total	2,485	3,649	4,755	11,262	2,744	2,000	6,802	10,502	44,199

**LOCATION OF ON-CAMPUS STUDENTS
BY COUNTIES FOR RESIDENTS OF MISSISSIPPI
FALL, 1998-99**



**ON-CAMPUS HEADCOUNT ENROLLMENT
BY PROGRAM CATEGORY
FALL, 1998-99**

<u>Six-Digit CIP Category</u>	<u>ASU</u>	<u>DSU</u>	<u>JSU</u>	<u>MSU</u>	<u>MUW</u>	<u>MVSU</u>	<u>UM</u>	<u>USM</u>	<u>Total</u>
Accounting - 520301	71	169	262	438	99	64	532	461	2,096
Administrative Assistant/Secretarial Science, General - 520401	11	0	0	0	0	0	0	0	11
Adult and Continuing Education Administration - 130403	0	0	0	0	0	0	0	15	15
Advertising - 090201	0	0	0	0	0	0	0	44	44
Aerospace, Aeronautical and Astronautical Engineering - 140201	0	0	0	95	0	0	0	0	95
Agricultural Business and Management, General - 010101	76	0	0	11	0	0	0	0	87
Agricultural Business/Agribusiness Operations - 010102	0	0	0	66	0	0	0	0	66
Agricultural Economics - 010103	74	0	0	82	0	0	0	0	156
Agricultural Teacher Education (Vocational) - 131301	0	0	0	52	0	0	0	0	52
Agriculture/Agricultural Sciences, General - 020101	36	0	0	23	0	0	0	0	59
Agromony and Crop Science - 020402	28	0	0	186	0	0	0	0	214
Aircraft Pilot and Navigator (Professional) - 490102	0	62	0	0	0	0	0	0	62
American Studies/Civilization - 050102	0	0	0	0	0	0	0	18	18
Animal Sciences, General - 020201	23	0	0	213	0	0	0	0	236
Anthropology - 450201	0	0	0	37	0	0	34	54	125
Applied Mathematics, General - 270301	0	0	0	10	0	0	0	0	10
Architectural Engineering Technology/Technician - 150101	0	0	0	0	0	0	0	189	189
Architecture - 040201	0	0	0	261	0	0	0	0	261
Area Studies, Other - 050199	0	0	0	0	0	0	99	0	99
Art History, Criticism and Conservation - 500703	0	0	0	0	0	0	22	0	22
Art Teacher Education - 131302	0	0	0	0	12	0	5	11	28
Atmospheric Sciences and Meteorology - 400401	0	0	22	0	0	0	0	0	22
Aviation Management - 490104	0	5	0	0	0	0	0	0	5
Aviation and Airway Science - 490101	0	23	0	0	0	0	0	0	23
Biochemistry - 260202	0	0	0	47	0	0	0	0	47
Bioengineering and Biomedical Engineering - 140501	0	0	0	144	0	0	0	0	144
Biological Sciences/Life Sciences, Other - 269999	0	0	0	0	0	0	338	0	338

ON-CAMPUS HEADCOUNT ENROLLMENT
BY PROGRAM CATEGORY
FALL, 1998-99 (CONTINUED)

<u>Six-Digit CIP Category</u>	<u>ASU</u>	<u>DSU</u>	<u>JSU</u>	<u>MSU</u>	<u>MUW</u>	<u>MVSU</u>	<u>UM</u>	<u>USM</u>	<u>Total</u>
Biological and Physical Sciences - 300101	0	39	0	21	0	0	0	0	60
Biology, General - 260101	352	261	823	678	90	229	407	918	3,758
Broadcast Journalism - 090402	0	0	0	0	24	0	0	0	24
Business Administration and Management, General - 520201	211	225	537	945	244	236	287	533	3,218
Business Marketing and Marketing Management - 521401	0	68	138	541	0	0	278	249	1,274
Business Teacher Education (Vocational) - 131303	0	17	31	36	0	0	0	29	113
Business, General - 520101	0	157	0	38	0	0	795	0	990
Business/Managerial Economics - 520601	0	0	16	11	0	0	50	220	297
Chemical Engineering - 140701	0	0	0	295	0	0	107	0	402
Chemistry, General - 400501	36	58	81	105	21	8	73	126	508
Chemistry, Other - 400599	0	0	0	0	0	0	0	161	161
City/Urban, Community and Regional Planning - 040301	0	0	13	0	0	0	0	14	27
Civil Engineering, General - 140801	0	0	0	227	0	0	91	0	318
Classics and Classical Languages and Literatures - 161201	0	0	0	0	0	0	7	0	7
Clinical Psychology - 420201	0	0	19	0	0	0	0	0	19
Clinical and Medical Social Work - 511503	0	0	0	0	0	0	0	10	10
Clothing/Apparel and Textile Studies - 190901	0	0	0	0	11	0	0	61	72
Communication Disorders, General - 510201	0	0	10	0	0	0	0	0	10
Communications, General - 090101	0	0	0	396	25	0	0	82	503
Communications, Other - 099999	0	0	0	0	0	0	34	71	105
Community Organization, Resources and Services - 440201	0	9	0	0	0	0	0	0	9
Computer Engineering - 140901	0	0	0	329	0	0	0	0	329
Computer Engineering Technology/Technician - 150301	0	0	0	0	0	0	0	107	107
Computer and Information Sciences, General - 110101	9	0	460	347	0	201	150	282	1,449
Computer and Information Sciences, Other - 119999	84	0	0	0	0	0	0	22	106
Counseling Psychology - 420601	0	0	0	0	0	0	0	63	63
Counselor Education Counseling and Guidance Services - 131101	0	64	116	148	0	0	0	51	379

**ON-CAMPUS HEADCOUNT ENROLLMENT
BY PROGRAM CATEGORY
FALL, 1998-99 (CONTINUED)**

<u>Six-Digit CIP Category</u>	<u>ASU</u>	<u>DSU</u>	<u>JSU</u>	<u>MSU</u>	<u>MUW</u>	<u>MVSU</u>	<u>UM</u>	<u>USM</u>	<u>Total</u>
Court Reporter - 520405	0	0	0	0	0	0	47	0	47
Criminal Justice Studies - 430104	55	108	308	0	0	143	0	305	919
Criminal Justice/Law Enforcement Administration - 430103	0	0	0	0	0	48	148	0	196
Curriculum and Instruction - 130301	0	0	0	0	0	0	113	34	147
Dance - 500301	0	0	0	0	0	0	0	56	56
Data Processing Technology/Technician - 110301	0	0	0	0	0	0	0	70	70
Dietetics/Human Nutritional Services - 190503	0	0	0	0	0	0	0	110	110
Drama/Theater Arts, General - 500501	0	0	0	0	0	0	91	98	189
Economics, General - 450601	4	0	0	8	0	0	5	0	17
Education Administration and Supervision, General - 130401	0	30	93	25	0	0	35	31	214
Education of the Deaf and Hearing Impaired - 131003	0	0	0	0	0	0	0	53	53
Education of the Gifted and Talented - 131004	0	0	0	0	21	0	0	0	21
Education, General - 130101	0	27	0	244	0	0	119	174	564
Education, Other - 139999	0	0	69	0	0	0	0	21	90
Educational Psychology - 130802	58	0	0	195	0	0	87	0	340
Educational/Instructional Media Design - 130501	0	0	12	0	0	0	0	11	23
Electrical, Electronic and Communications Engineering Technology/Technician - 150303	0	0	0	0	0	0	0	91	91
Electrical, Electronics and Communication Engineering - 141001	0	0	0	405	0	0	99	0	504
Elementary Teacher Education - 131202	250	386	459	641	324	362	397	591	3,410
Engineering Science - 141301	0	0	0	0	0	0	161	0	161
Engineering, General - 140101	0	0	0	47	0	0	50	0	97
Engineering-Related Technology/Technician, General - 151101	0	0	0	0	0	0	0	36	36
English Language and Literature, General - 230101	56	51	152	125	72	22	400	373	1,251
English Teacher Education - 131305	1	34	0	0	0	13	9	0	57
Entomology - 260702	0	0	0	16	0	0	0	0	16

ON-CAMPUS HEADCOUNT ENROLLMENT
BY PROGRAM CATEGORY
FALL, 1998-99 (CONTINUED)

<u>Six-Digit CIP Category</u>	<u>ASU</u>	<u>DSU</u>	<u>JSU</u>	<u>MSU</u>	<u>MUW</u>	<u>MVSU</u>	<u>UM</u>	<u>USM</u>	<u>Total</u>
Environmental Science/Studies - 030102	0	0	38	0	0	0	0	0	38
Environmental and Pollution Control Technology/Technician - 150507	0	0	13	0	0	0	0	0	13
Exercise Sciences/Physiology and Movement Studies - 310505	0	0	0	0	0	0	212	0	212
Family Life and Relations Studies - 190704	0	0	0	0	0	0	0	101	101
Family/Consumer Resource Management, Other - 190499	0	0	0	0	0	0	0	17	17
Fashion Merchandising - 080102	0	20	0	0	0	0	0	0	20
Finance, General - 520801	0	36	111	134	0	0	216	163	660
Fine Arts and Art Studies, Other - 500799	0	0	0	18	0	0	0	0	18
Fine/Studio Arts - 500702	0	0	0	0	0	0	0	1	1
Fishing and Fisheries Sciences and Management - 030301	0	0	0	2	0	0	0	0	2
Food Sciences and Technology - 020301	0	0	0	71	0	0	0	0	71
Food Systems Administration - 190505	0	0	0	0	0	0	0	7	7
Foods and Nutrition Studies, General - 190501	11	0	0	0	0	0	0	12	23
Foreign Languages Teacher Education - 131306	0	0	0	0	0	0	0	46	46
Foreign Languages and Literatures, General - 160101	0	8	2	36	0	0	0	42	88
Forensic Technology/Technician - 430106	0	0	0	0	0	0	33	0	33
Forest Harvesting and Production Technology/Technician - 030401	0	0	0	28	0	0	0	0	28
Forestry, General - 030501	0	0	0	285	0	0	0	0	285
French Language and Literature - 160901	0	0	0	0	0	0	16	0	16
Genetics, Plant and Animal - 260613	0	0	0	4	0	0	0	0	4
Geography - 450701	0	0	0	0	0	0	0	39	39
Geological Engineering - 141501	0	0	0	0	0	0	79	0	79
Geology - 400601	0	0	0	470	0	0	11	33	514
German Language and Literature - 160501	0	0	0	0	0	0	9	0	9
Health Professions and Related Sciences, Other - 519999	59	0	0	0	0	0	0	0	59
Health System/Health Services Administration - 510701	0	0	34	0	0	0	7	0	41

ON-CAMPUS HEADCOUNT ENROLLMENT
BY PROGRAM CATEGORY
FALL, 1998-99 (CONTINUED)

<u>Six-Digit CIP Category</u>	<u>ASU</u>	<u>DSU</u>	<u>JSU</u>	<u>MSU</u>	<u>MUW</u>	<u>MVSU</u>	<u>UM</u>	<u>USM</u>	<u>Total</u>
Health and Medical Laboratory Technol./Technicians, Oth. - 511099	0	0	0	7	0	0	0	0	7
Health and Physical Education, General - 310501	0	0	0	0	95	0	0	257	352
Health and Physical Education/Fitness, Other - 310599	0	0	0	0	0	0	14	0	14
Higher Education Administration - 130406	0	0	0	0	0	0	22	0	22
History, General - 450801	21	30	56	129	21	10	203	305	775
Home Economics Teacher Education (Vocational) - 131308	0	0	0	0	1	0	0	0	1
Home Economics, General - 190101	13	44	0	252	0	0	209	7	525
Horticulture Science - 020403	0	0	0	72	0	0	0	0	72
Hotel/Motel and Restaurant Management - 520902	0	0	0	0	0	0	0	135	135
Human Resources Management - 521001	0	0	0	0	0	0	0	118	118
Individual and Family Development Studies, General - 190701	0	0	0	0	82	0	0	0	82
Industrial Production Technologies/Technicians, Other - 150699	0	0	0	51	0	0	0	0	51
Industrial/Manufacturing Engineering - 141701	0	0	0	182	0	0	0	0	182
Industrial/Manufacturing Technology/Technician - 150603	126	0	222	104	0	102	0	36	590
Insurance and Risk Management - 520805	0	26	0	29	0	0	30	0	85
Interior Architecture - 040501	0	0	0	0	0	0	42	84	126
International Business - 521101	0	0	0	0	0	0	28	0	28
International Relations and Affairs - 450901	0	0	0	0	0	0	33	0	33
Journalism - 090401	0	0	0	0	25	0	214	138	377
Landscape Architecture - 040601	0	0	0	187	0	0	0	0	187
Landscaping Operations and Management - 010605	0	0	0	46	0	0	0	0	46
Law (LL.B., J.D.) - 220101	0	0	0	0	0	0	479	0	479
Liberal Arts and Sciences/Liberal Studies - 240101	29	0	0	1,001	0	0	2	0	1,032
Library Science/Librarianship - 250101	0	0	0	0	0	0	0	107	107
Linguistics - 160102	0	0	0	0	0	0	6	0	6
Management Information Systems and Business Data Processing, General - 521201	0	191	0	313	0	0	120	179	803

ON-CAMPUS HEADCOUNT ENROLLMENT
BY PROGRAM CATEGORY
FALL, 1998-99 (CONTINUED)

<u>Six-Digit CIP Category</u>	<u>ASU</u>	<u>DSU</u>	<u>JSU</u>	<u>MSU</u>	<u>MUW</u>	<u>MVSU</u>	<u>UM</u>	<u>USM</u>	<u>Total</u>
Mass Communications - 090403	89	0	199	0	0	0	0	0	288
Mathematical Statistics - 270501	0	0	0	13	0	0	0	0	13
Mathematics - 270101	25	38	106	60	28	16	74	113	460
Mathematics Teacher Education - 131311	0	36	16	0	0	9	4	0	65
Mechanical Engineering - 141901	0	0	0	435	0	0	75	0	510
Mechanical Engineering/Mechanical Technology/Technician - 150805	0	0	0	0	0	0	0	35	35
Medical Pharmacology and Pharmaceutical Sciences - 512003	0	0	0	0	0	0	10	0	10
Medical Technology - 511005	18	7	0	31	0	0	5	105	166
Medicinal/Pharmaceutical Chemistry - 400505	0	0	0	0	0	0	13	0	13
Microbiology/Bacteriology - 260501	0	0	0	130	46	0	0	0	176
Molecular Biology - 260402	0	0	0	9	0	0	0	0	9
Multi/Interdisciplinary Studies, Other - 309999	0	0	0	54	0	0	0	25	79
Music - General Performance - 500903	43	0	20	0	0	0	0	14	77
Music Teacher Education - 131312	0	93	78	75	7	34	0	187	474
Music, General - 500901	0	12	0	0	27	16	174	182	411
Nursing (R.N. Training) - 511601	103	159	0	0	363	0	0	647	1,272
Nursing Administration (Post-R.N.) - 511602	0	0	0	0	0	0	0	107	107
Nursing, Other - 511699	18	33	0	0	0	0	0	0	51
Nutritional Sciences - 260609	0	0	0	67	0	0	0	28	95
Oceanography - 400702	0	0	0	0	0	0	0	30	30
Office Supervision and Management - 520204	0	29	15	0	0	17	0	0	61
Operations Management and Supervision - 520205	0	0	0	1	0	0	0	0	1
Paralegal/Legal Assistant - 220103	0	0	0	0	59	0	0	80	139
Parks, Recreation and Leisure Facilities Management - 310301	0	0	0	0	0	0	5	0	5
Parks, Recreation and Leisure Studies - 310101	20	0	0	0	0	0	53	87	160
Pharmacology, Human and Animal - 260705	0	0	0	0	0	0	11	0	11
Pharmacy (B. Pharm., Pharm.D.) - 512001	0	0	0	0	0	0	377	0	377

**ON-CAMPUS HEADCOUNT ENROLLMENT
BY PROGRAM CATEGORY
FALL, 1998-99 (CONTINUED)**

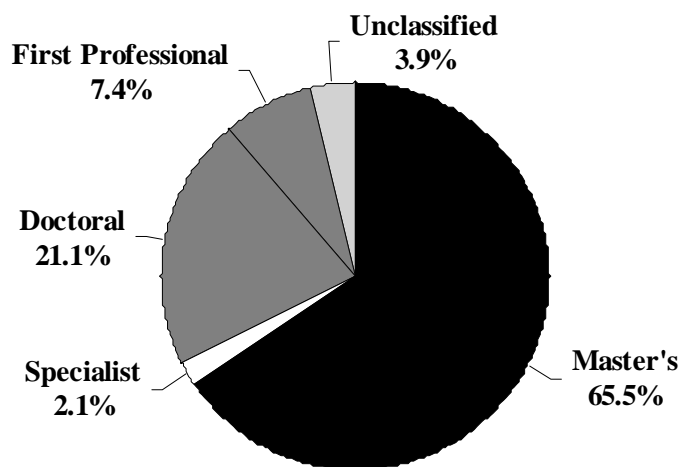
<u>Six-Digit CIP Category</u>	<u>ASU</u>	<u>DSU</u>	<u>JSU</u>	<u>MSU</u>	<u>MUW</u>	<u>MVSU</u>	<u>UM</u>	<u>USM</u>	<u>Total</u>
Philosophy - 380101	0	0	0	18	0	0	27	25	70
Physical Education Teaching and Coaching - 131314	58	158	151	444	0	127	0	541	1,479
Physical Sciences, General - 400101	0	0	0	0	3	0	0	0	3
Physical Therapy - 512308	93	0	0	0	0	0	0	0	93
Physics, General - 400801	0	0	20	35	0	0	49	28	132
Physiology, Human and Animal - 260706	0	0	0	17	0	0	0	0	17
Plant Pathology - 260305	0	0	0	6	0	0	0	0	6
Plant Protection (Pest Management) - 020408	0	0	0	70	0	0	0	0	70
Political Science, General - 451001	71	22	115	181	8	37	293	175	902
Poultry Science - 020209	0	0	0	46	0	0	0	0	46
Pre-Elementary/Early Childhood/Kindergarten Teacher Ed. - 131204	0	0	39	0	0	0	0	0	39
Psychology, General - 420101	3	87	220	308	101	0	370	563	1,652
Public Administration - 440401	0	0	61	53	0	12	5	0	131
Public Health, General - 512201	0	0	0	0	0	0	0	112	112
Public Relations and Organizational Communications - 090501	0	0	0	0	0	70	0	13	83
Radio and Television Broadcasting - 090701	0	0	0	0	0	0	77	198	275
Real Estate - 521501	0	0	0	38	0	0	47	0	85
Science Teacher Education, General - 131316	0	0	4	0	0	0	3	25	32
Secondary Teacher Education - 131205	120	0	12	339	0	6	0	0	477
Social Science Teacher Education - 131317	0	62	22	0	0	8	0	0	92
Social Sciences, General - 450101	0	51	0	0	22	0	0	0	73
Social Studies Teacher Education - 131318	0	0	0	0	0	0	12	0	12
Social Work - 440701	0	110	349	106	0	146	120	176	1,007
Sociology - 451101	109	0	83	155	0	43	49	18	457
Spanish Language and Literature - 160905	0	0	0	0	5	0	17	0	22
Special Education, General - 131001	16	66	83	76	2	0	38	160	441

**ON-CAMPUS HEADCOUNT ENROLLMENT
BY PROGRAM CATEGORY
FALL, 1998-99 (CONTINUED)**

<u>Six-Digit CIP Category</u>	<u>ASU</u>	<u>DSU</u>	<u>JSU</u>	<u>MSU</u>	<u>MUW</u>	<u>MVSU</u>	<u>UM</u>	<u>USM</u>	<u>Total</u>
Special Education, Other - 131099	0	0	0	0	0	0	0	2	2
Speech and Rhetorical Studies - 231001	0	0	100	0	0	7	0	0	107
Speech-Language Pathology - 510203	0	0	0	0	85	0	0	0	85
Speech-Language Pathology and Audiology - 510204	0	67	0	0	0	0	183	302	552
Sport and Fitness Administration/Management - 310504	0	0	0	0	0	0	0	24	24
Taxation - 521601	0	0	0	7	0	0	11	0	18
Teacher Education, Specific Academic and Vocational Programs, Other - 131399	0	40	0	65	0	3	0	0	108
Technical Teacher Education (Vocational) - 131319	0	0	0	60	0	0	0	0	60
Technology Teacher Education/Industrial Arts Teacher Education - 131309	34	0	12	0	0	0	0	36	82
Unclassified - 000000	346	578	424	432	1,102	185	1,413	1,009	5,489
Urban Affairs/Studies - 451201	0	0	13	0	0	0	0	0	13
Veterinary Clinical Sciences (M.S., Ph.D.) - 512501	0	0	0	25	0	0	0	0	25
Veterinary Medicine (D.V.M.) - 512401	0	0	0	189	0	0	0	0	189
Visual and Performing Arts - 500101	0	135	31	258	77	24	161	177	863
Vocational Rehabilitation Counseling - 512310	0	0	18	0	0	0	0	0	18
Water Quality and Wastewater Treatment Technology/Technician - 150506	0	0	0	0	0	43	0	0	43
Wildlife and Wildlands Management - 030601	0	0	0	139	0	0	0	0	139
Wood Science and Pulp/Paper Technology - 030509	0	0	0	43	0	0	0	0	43
Total	2,860	3,931	6,288	14,894	3,102	2,241	10,731	12,896	56,943

**ON-CAMPUS GRADUATE HEADCOUNT ENROLLMENT
BY ACADEMIC PROGRAM LEVELS AND BY FULL-TIME AND PART-TIME
FALL, 1998-99**

<u>Institution</u>	<u>Master's Program</u>			<u>Specialist Program</u>			<u>Doctoral Program</u>			<u>First Professional</u>			<u>Unclassified</u>			<u>Total All Programs</u>
	<u>Full Time</u>	<u>Part Time</u>	<u>Total</u>	<u>Full Time</u>	<u>Part Time</u>	<u>Total</u>	<u>Full Time</u>	<u>Part Time</u>	<u>Total</u>	<u>Full Time</u>	<u>Part Time</u>	<u>Total</u>	<u>Full Time</u>	<u>Part Time</u>	<u>Total</u>	
ASU	160	276	436	0	0	0	0	0	0	0	0	0	0	0	0	436
DSU	181	276	457	0	7	7	0	27	27	0	0	0	0	0	0	491
JSU	433	458	891	5	33	38	69	68	137	0	0	0	8	54	62	1,128
MSU	952	759	1,711	25	85	110	402	243	645	189	0	189	0	0	0	2,655
MUW	60	56	116	0	0	0	0	0	0	0	0	0	0	0	0	116
MVSU	6	51	57	0	0	0	0	0	0	0	0	0	0	0	0	57
UM	605	206	811	2	5	7	370	198	568	476	3	479	63	91	154	2,019
USM	<u>847</u>	<u>557</u>	<u>1,404</u>	<u>5</u>	<u>25</u>	<u>30</u>	<u>316</u>	<u>201</u>	<u>517</u>	<u>0</u>	<u>0</u>	<u>0</u>	<u>15</u>	<u>115</u>	<u>130</u>	<u>2,081</u>
Total	3,244	2,639	5,883	37	155	192	1,157	737	1,894	665	3	668	86	260	346	8,983



**ON-CAMPUS GRADUATE HEADCOUNT ENROLLMENT
BY PROGRAM CATEGORY
FALL, 1998-99**

<u>Six-Digit CIP Category</u>	<u>ASU</u>	<u>DSU</u>	<u>JSU</u>	<u>MSU</u>	<u>MUW</u>	<u>MVSU</u>	<u>UM</u>	<u>USM</u>	<u>Total</u>
Accounting - 520301	1	13	19	29	0	0	78	30	170
Adult and Continuing Education Administration - 130403	0	0	0	0	0	0	0	15	15
Aerospace, Aeronautical and Astronautical Engineering - 140201	0	0	0	10	0	0	0	0	10
Agricultural Business and Management, General - 010101	2	0	0	11	0	0	0	0	13
Agricultural Economics - 010103	16	0	0	22	0	0	0	0	38
Agricultural Teacher Education (Vocational) - 131301	0	0	0	9	0	0	0	0	9
Agriculture/Agricultural Sciences, General - 020101	23	0	0	0	0	0	0	0	23
Agronomy and Crop Science - 020402	1	0	0	41	0	0	0	0	42
Animal Sciences, General - 020201	1	0	0	0	0	0	0	0	1
Anthropology - 450201	0	0	0	0	0	0	11	15	26
Applied Mathematics, General - 270301	0	0	0	10	0	0	0	0	10
Architecture - 040201	0	0	0	6	0	0	0	0	6
Area Studies, Other - 050199	0	0	0	0	0	0	23	0	23
Art History, Criticism and Conservation - 500703	0	0	0	0	0	0	7	0	7
Art Teacher Education - 131302	0	0	0	0	0	0	5	11	16
Aviation Management - 490104	0	5	0	0	0	0	0	0	5
Biochemistry - 260202	0	0	0	4	0	0	0	0	4
Bioengineering and Biomedical Engineering - 140501	0	0	0	11	0	0	0	0	11
Biological and Physical Sciences - 300101	0	24	0	0	0	0	0	0	24
Biology, General - 260101	30	0	46	44	0	1	28	72	221
Business Administration and Management, General - 520201	41	107	82	138	0	0	97	72	537
Business Marketing and Marketing Management - 521401	0	0	0	5	0	0	1	0	6
Business Teacher Education (Vocational) - 131303	0	1	12	0	0	0	0	0	13
Business, General - 520101	0	0	0	38	0	0	0	0	38
Business/Managerial Economics - 520601	0	0	0	0	0	0	23	11	34
Chemical Engineering - 140701	0	0	0	15	0	0	0	0	15
Chemistry, General - 400501	0	0	8	51	0	0	25	25	109

**ON-CAMPUS GRADUATE HEADCOUNT ENROLLMENT
 BY PROGRAM CATEGORY
 FALL, 1998-99 (CONTINUED)**

<u>Six-Digit CIP Category</u>	<u>ASU</u>	<u>DSU</u>	<u>JSU</u>	<u>MSU</u>	<u>MUW</u>	<u>MVSU</u>	<u>UM</u>	<u>USM</u>	<u>Total</u>
Chemistry, Other - 400599	0	0	0	0	0	0	0	69	69
City/Urban, Community and Regional Planning - 040301	0	0	13	0	0	0	0	0	13
Civil Engineering, General - 140801	0	0	0	15	0	0	0	0	15
Classics and Classical Languages and Literatures - 161201	0	0	0	0	0	0	1	0	1
Clinical Psychology - 420201	0	0	19	0	0	0	0	0	19
Clinical and Medical Social Work - 511503	0	0	0	0	0	0	0	10	10
Communication Disorders, General - 510201	0	0	10	0	0	0	0	0	10
Communications, General - 090101	0	0	0	0	0	0	0	55	55
Community Organization, Resources and Services - 440201	0	8	0	0	0	0	0	0	8
Computer Engineering - 140901	0	0	0	24	0	0	0	0	24
Computer and Information Sciences, General - 110101	9	0	78	87	0	0	0	20	194
Computer and Information Sciences, Other - 119999	2	0	0	0	0	0	0	22	24
Counseling Psychology - 420601	0	0	0	0	0	0	0	63	63
Counselor Education Counseling and Guidance Services - 131101	0	64	116	148	0	0	0	51	379
Criminal Justice Studies - 430104	0	9	24	0	0	1	0	19	53
Criminal Justice/Law Enforcement Administration - 430103	0	0	0	0	0	26	0	0	26
Curriculum and Instruction - 130301	0	0	0	0	0	0	113	34	147
Drama/Theater Arts, General - 500501	0	0	0	0	0	0	18	24	42
Education Administration and Supervision, General - 130401	0	28	93	25	0	0	35	31	212
Education of the Gifted and Talented - 131004	0	0	0	0	19	0	0	0	19
Education, General - 130101	0	27	0	244	0	0	119	174	564
Education, Other - 139999	0	0	0	0	0	0	0	21	21
Educational Psychology - 130802	3	0	0	36	0	0	87	0	126
Educational/Instructional Media Design - 130501	0	0	0	0	0	0	0	11	11
Electrical, Electronics and Communication Engineering - 141001	0	0	0	73	0	0	0	0	73
Elementary Teacher Education - 131202	35	28	37	61	0	17	0	0	178
Engineering Science - 141301	0	0	0	0	0	0	161	0	161

**ON-CAMPUS GRADUATE HEADCOUNT ENROLLMENT
BY PROGRAM CATEGORY
FALL, 1998-99 (CONTINUED)**

<u>Six-Digit CIP Category</u>	<u>ASU</u>	<u>DSU</u>	<u>JSU</u>	<u>MSU</u>	<u>MUW</u>	<u>MVSU</u>	<u>UM</u>	<u>USM</u>	<u>Total</u>
Engineering, General - 140101	0	0	0	47	0	0	0	0	47
Engineering-Related Technology/Technician, General - 151101	0	0	0	0	0	0	0	36	36
English Language and Literature, General - 230101	7	0	23	41	0	0	114	85	270
English Teacher Education - 131305	1	8	0	0	0	0	0	0	9
Entomology - 260702	0	0	0	16	0	0	0	0	16
Environmental Science/Studies - 030102	0	0	38	0	0	0	0	0	38
Environmental and Pollution Control Technology/Technician - 150507	0	0	13	0	0	0	0	0	13
Exercise Sciences/Physiology and Movement Studies - 310505	0	0	0	0	0	0	26	0	26
Family/Consumer Resource Management, Other - 190499	0	0	0	0	0	0	0	17	17
Fine Arts and Art Studies, Other - 500799	0	0	0	18	0	0	0	0	18
Food Sciences and Technology - 020301	0	0	0	43	0	0	0	0	43
Food Systems Administration - 190505	0	0	0	0	0	0	0	7	7
Foods and Nutrition Studies, General - 190501	0	0	0	0	0	0	0	12	12
Foreign Languages Teacher Education - 131306	0	0	0	0	0	0	0	46	46
Foreign Languages and Literatures, General - 160101	0	0	0	16	0	0	0	0	16
Forest Harvesting and Production Technology/Technician - 030401	0	0	0	28	0	0	0	0	28
Forestry, General - 030501	0	0	0	23	0	0	0	0	23
French Language and Literature - 160901	0	0	0	0	0	0	3	0	3
Genetics, Plant and Animal - 260613	0	0	0	4	0	0	0	0	4
Geography - 450701	0	0	0	0	0	0	0	13	13
Geology - 400601	0	0	0	94	0	0	0	13	107
German Language and Literature - 160501	0	0	0	0	0	0	2	0	2
Health Professions and Related Sciences, Other - 519999	1	0	0	0	0	0	0	0	1
Health System/Health Services Administration - 510701	0	0	0	0	0	0	7	0	7
Health and Physical Education/Fitness, Other - 310599	0	0	0	0	0	0	14	0	14
Higher Education Administration - 130406	0	0	0	0	0	0	22	0	22
History, General - 450801	0	0	11	42	0	0	51	60	164

**ON-CAMPUS GRADUATE HEADCOUNT ENROLLMENT
BY PROGRAM CATEGORY
FALL, 1998-99 (CONTINUED)**

<u>Six-Digit CIP Category</u>	<u>ASU</u>	<u>DSU</u>	<u>JSU</u>	<u>MSU</u>	<u>MUW</u>	<u>MVSU</u>	<u>UM</u>	<u>USM</u>	<u>Total</u>
Horticulture Science - 020403	0	0	0	27	0	0	0	0	27
Industrial/Manufacturing Engineering - 141701	0	0	0	18	0	0	0	0	18
Industrial/Manufacturing Technology/Technician - 150603	3	0	0	0	0	0	0	0	3
Journalism - 090401	0	0	0	0	0	0	23	0	23
Law (LL.B., J.D.) - 220101	0	0	0	0	0	0	479	0	479
Liberal Arts and Sciences/Liberal Studies - 240101	3	0	0	0	0	0	0	0	3
Library Science/Librarianship - 250101	0	0	0	0	0	0	0	68	68
Management Information Systems and Business Data Processing, General - 521201	0	0	0	4	0	0	0	0	4
Mass Communications - 090403	0	0	8	0	0	0	0	0	8
Mathematical Statistics - 270501	0	0	0	13	0	0	0	0	13
Mathematics - 270101	2	0	6	13	0	0	23	9	53
Mathematics Teacher Education - 131311	0	4	2	0	0	0	0	0	6
Mechanical Engineering - 141901	0	0	0	18	0	0	0	0	18
Medical Pharmacology and Pharmaceutical Sciences - 512003	0	0	0	0	0	0	10	0	10
Medical Technology - 511005	0	0	0	0	0	0	0	15	15
Medicinal/Pharmaceutical Chemistry - 400505	0	0	0	0	0	0	13	0	13
Molecular Biology - 260402	0	0	0	9	0	0	0	0	9
Multi/Interdisciplinary Studies, Other - 309999	0	0	0	36	0	0	0	0	36
Music - General Performance - 500903	0	0	0	0	0	0	0	14	14
Music Teacher Education - 131312	0	2	6	0	0	0	0	18	26
Music, General - 500901	0	0	0	0	0	0	39	28	67
Nursing (R.N. Training) - 511601	0	1	0	0	37	0	0	0	38
Nursing Administration (Post-R.N.) - 511602	0	0	0	0	0	0	0	107	107
Nursing, Other - 511699	18	32	0	0	0	0	0	0	50
Nutritional Sciences - 260609	0	0	0	67	0	0	0	28	95
Oceanography - 400702	0	0	0	0	0	0	0	30	30

**ON-CAMPUS GRADUATE HEADCOUNT ENROLLMENT
BY PROGRAM CATEGORY
FALL, 1998-99 (CONTINUED)**

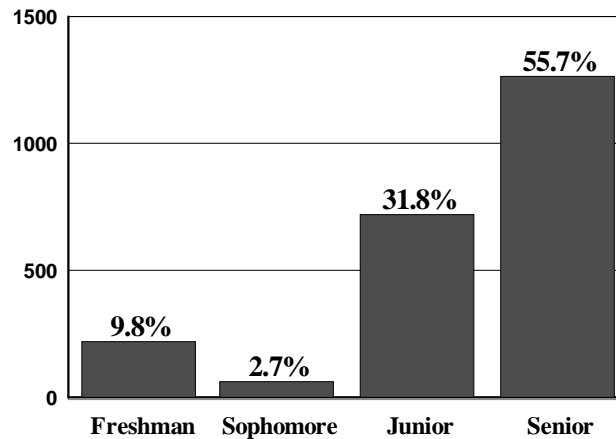
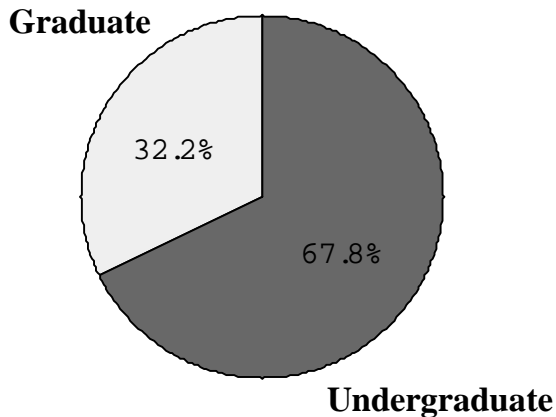
<u>Six-Digit CIP Category</u>	<u>ASU</u>	<u>DSU</u>	<u>JSU</u>	<u>MSU</u>	<u>MUW</u>	<u>MVSU</u>	<u>UM</u>	<u>USM</u>	<u>Total</u>
Parks, Recreation and Leisure Facilities Management - 310301	0	0	0	0	0	0	5	0	5
Parks, Recreation and Leisure Studies - 310101	2	0	0	0	0	0	0	4	6
Pharmacology, Human and Animal - 260705	0	0	0	0	0	0	11	0	11
Pharmacy (B. Pharm., Pharm.D.) - 512001	0	0	0	0	0	0	29	0	29
Philosophy - 380101	0	0	0	0	0	0	6	8	14
Physical Education Teaching and Coaching - 131314	1	18	13	67	0	0	0	61	160
Physics, General - 400801	0	0	0	6	0	0	21	4	31
Physiology, Human and Animal - 260706	0	0	0	17	0	0	0	0	17
Plant Pathology - 260305	0	0	0	6	0	0	0	0	6
Plant Protection (Pest Management) - 020408	0	0	0	25	0	0	0	0	25
Political Science, General - 451001	0	0	11	8	0	0	21	16	56
Poultry Science - 020209	0	0	0	6	0	0	0	0	6
Pre-Elementary/Early Childhood/Kindergarten Teacher Education - 131204	0	0	39	0	0	0	0	0	39
Psychology, General - 420101	0	0	0	36	0	0	65	85	186
Public Administration - 440401	0	0	61	53	0	0	0	0	114
Public Health, General - 512201	0	0	0	0	0	0	0	53	53
Public Relations and Organizational Communications - 090501	0	0	0	0	0	0	0	13	13
Science Teacher Education, General - 131316	0	0	4	0	0	0	0	25	29
Secondary Teacher Education - 131205	120	0	12	25	0	0	0	0	157
Social Science Teacher Education - 131317	0	18	0	0	0	0	0	0	18
Social Work - 440701	0	0	114	0	0	1	0	82	197
Sociology - 451101	2	0	60	56	0	0	9	0	127
Spanish Language and Literature - 160905	0	0	0	0	0	0	6	0	6
Special Education, General - 131001	8	20	13	13	0	0	0	62	116
Special Education, Other - 131099	0	0	0	0	0	0	0	2	2
Speech-Language Pathology - 510203	0	0	0	0	35	0	0	0	35

**ON-CAMPUS GRADUATE HEADCOUNT ENROLLMENT
 BY PROGRAM CATEGORY
 FALL, 1998-99 (CONTINUED)**

<u>Six-Digit CIP Category</u>	<u>ASU</u>	<u>DSU</u>	<u>JSU</u>	<u>MSU</u>	<u>MUW</u>	<u>MVSU</u>	<u>UM</u>	<u>USM</u>	<u>Total</u>
Speech-Language Pathology and Audiology - 510204	0	0	0	0	0	0	43	48	91
Sport and Fitness Administration/Management - 310504	0	0	0	0	0	0	0	24	24
Taxation - 521601	0	0	0	7	0	0	11	0	18
Teacher Education, Specific Academic and Vocational Programs, Other - 131399	0	16	0	15	0	0	0	0	31
Technical Teacher Education (Vocational) - 131319	0	0	0	47	0	0	0	0	47
Technology Teacher Education/Industrial Arts Teacher Ed. - 131309	4	0	9	0	0	0	0	1	14
Unclassified - 000000	100	58	110	267	25	4	124	132	820
Veterinary Clinical Sciences (M.S., Ph.D.) - 512501	0	0	0	25	0	0	0	0	25
Veterinary Medicine (D.V.M.) - 512401	0	0	0	189	0	0	0	0	189
Visual and Performing Arts - 500101	0	0	0	0	0	0	10	0	10
Vocational Rehabilitation Counseling - 512310	0	0	18	0	0	0	0	0	18
Water Quality and Wastewater Treatment Technology/Technician - 150506	0	0	0	0	0	7	0	0	7
Wildlife and Wildlands Management - 030601	0	0	0	38	0	0	0	0	38
Wood Science and Pulp/Paper Technology - 030509	<u>0</u>	<u>0</u>	<u>0</u>	<u>15</u>	<u>0</u>	<u>0</u>	<u>0</u>	<u>0</u>	<u>15</u>
Total	436	491	1,128	2,655	116	57	2,019	2,081	8,983

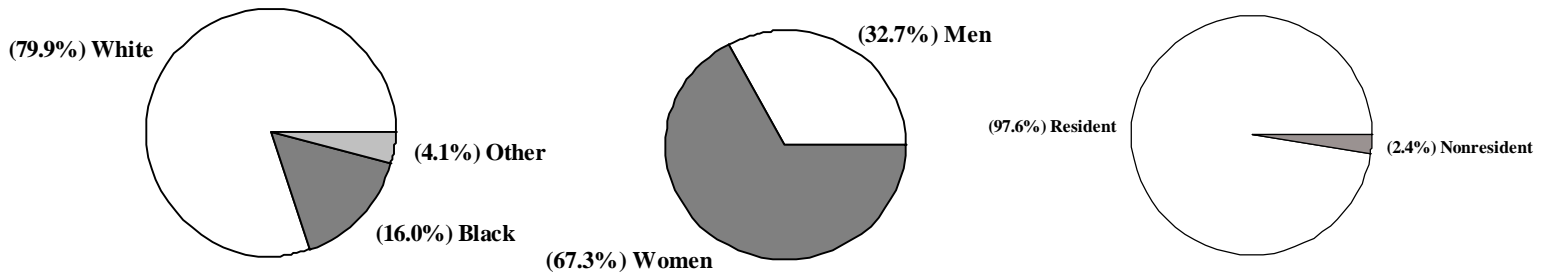
**OFF-CAMPUS HEADCOUNT ENROLLMENT
BY LEVEL
FALL, 1998-99**

<u>Institution</u>	<u>Freshman</u>	<u>Sophomore</u>	<u>Junior</u>	<u>Senior</u>	<u>Undergraduate</u>	<u>Graduate</u>	<u>Total</u>
DSU - Greenville	15	7	7	21	50	28	78
MSU - Meridian	73	18	137	241	469	268	737
MSU - Vicksburg Engineering	0	0	0	0	0	69	69
MSU - Stennis Center	0	0	0	0	0	18	18
MVSU - Greenwood	111	24	11	16	162	42	204
UM - Jackson	0	0	0	0	0	41	41
UM - Tupelo	18	6	50	92	166	86	252
UM - Yellow Creek	0	0	0	1	1	5	6
UM - Jackson Engineering	0	0	0	0	0	49	49
UM - Southaven	5	7	83	103	198	81	279
USM - Gulf Coast	<u>0</u>	<u>0</u>	<u>435</u>	<u>794</u>	<u>1,229</u>	<u>394</u>	<u>1,623</u>
Total	222	62	723	1,268	2,275	1,081	3,356



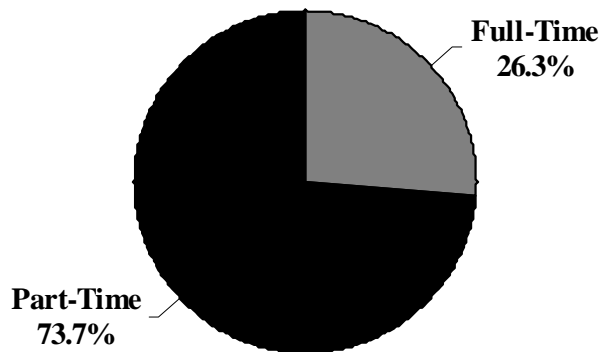
OFF-CAMPUS HEADCOUNT ENROLLMENT BY ETHNICITY, BY GENDER, AND BY RESIDENCE FALL, 1998-99

<u>Institution</u>	<u>White</u>		<u>Black</u>		<u>Other</u>		<u>Men</u>		<u>Women</u>		<u>Resident</u>		<u>Nonresident</u>		<u>Total</u>
DSU - Greenville	46	59.0%	32	41.0%	0	0.0%	20	25.6%	58	74.4%	78	100.0%	0	0.0%	78
MSU - Meridian	554	75.2%	148	20.1%	35	4.7%	213	28.9%	524	71.1%	720	97.7%	17	2.3%	737
MSU - Vicksburg Engineering	60	87.0%	5	7.2%	4	5.8%	52	75.4%	17	24.6%	69	100.0%	0	0.0%	69
MSU - Stennis Center	16	88.9%	1	5.6%	1	5.6%	14	77.8%	4	22.2%	11	61.1%	7	38.9%	18
MVSU - Greenwood	78	38.2%	124	60.8%	2	1.0%	50	24.5%	154	75.5%	204	100.0%	0	0.0%	204
UM - Jackson	33	80.5%	8	19.5%	0	0.0%	14	34.1%	27	65.9%	39	95.1%	2	4.9%	41
UM - Tupelo	228	90.5%	22	8.7%	2	0.8%	65	25.8%	187	74.2%	247	98.0%	5	2.0%	252
UM - Yellow Creek	6	100.0%	0	0.0%	0	0.0%	1	16.7%	5	83.3%	6	100.0%	0	0.0%	6
UM - Jackson Engineering	42	85.7%	2	4.1%	5	10.2%	37	75.5%	12	24.5%	45	91.8%	4	8.2%	49
UM - Southaven	248	88.9%	26	9.3%	5	1.8%	73	26.2%	206	73.8%	254	91.0%	25	9.0%	279
USM - Gulf Coast	<u>1,372</u>	<u>84.5%</u>	<u>168</u>	<u>10.4%</u>	<u>83</u>	<u>5.1%</u>	<u>558</u>	<u>34.4%</u>	<u>1,065</u>	<u>65.6%</u>	<u>1,601</u>	<u>98.6%</u>	<u>22</u>	<u>1.4%</u>	<u>1,623</u>
Total	2,683	79.9%	536	16.0%	137	4.1%	1,097	32.7%	2,259	67.3%	3,274	97.6%	82	2.4%	3,356



**OFF-CAMPUS HEADCOUNT ENROLLMENT AND FULL-TIME EQUIVALENT (FTE) ENROLLMENT
BY LEVEL AND BY FULL-TIME AND PART-TIME
FALL, 1998-99**

<u>Institution</u>	<u>Headcount</u>				<u>Full-Time Equivalent</u>				
	<u>Full-Time</u>	<u>Part-Time</u>	<u>Total</u>	<u>Percent Part-Time</u>	<u>Lower</u>	<u>Upper</u>	<u>Graduate</u>	<u>Total</u>	<u>FTE Percent of Headcount</u>
DSU - Greenville	0	78	78	100.0%	4.8	6.4	7.5	18.7	24.0%
MSU - Meridian	252	485	737	65.8%	34.5	240.1	123.9	398.5	54.1%
MSU - Vicksburg Engineering	0	69	69	100.0%	0.0	0.0	18.6	18.6	27.0%
MSU - Stennis Center	0	18	18	100.0%	0.0	0.0	4.8	4.8	26.7%
MVSU - Greenwood	4	200	204	98.0%	49.3	7.6	12.7	69.6	34.1%
UM - Jackson	0	41	41	100.0%	0.0	0.0	15.5	15.5	37.8%
UM - Tupelo	12	240	252	95.2%	6.3	49.1	31.0	86.4	34.3%
UM - Yellow Creek	0	6	6	100.0%	0.0	0.2	1.3	1.5	25.0%
UM - Jackson Engineering	1	48	49	98.0%	0.0	0.0	15.0	15	30.6%
UM - Southaven	20	259	279	92.8%	4.5	77.2	24.5	106.2	38.1%
USM - Gulf Coast	<u>594</u>	<u>1,029</u>	<u>1,623</u>	<u>63.4%</u>	<u>0.0</u>	<u>757.3</u>	<u>154.8</u>	<u>912.1</u>	<u>56.2%</u>
Total	883	2,473	3,356	73.7%	99.4	1,137.9	409.6	1,646.9	49.1%



**OFF-CAMPUS HEADCOUNT ENROLLMENT
BY PROGRAM CATEGORY
FALL, 1998-99**

<u>Six-Digit CIP Category</u>	<u>DSU Greenville</u>	<u>MSU Meridian</u>	<u>MSU Vicksburg</u>	<u>MSU Stennis</u>	<u>MVSU Greenwood</u>	<u>UM Jackson</u>
Accounting - 520301	2	6	0	0	4	0
Adult and Continuing Education Administration - 130403	0	0	0	0	0	0
Agricultural Economics - 010103	0	1	0	0	0	0
Agricultural Teacher Education (Vocational) - 131301	0	2	0	0	0	0
American Studies/Civilization - 050102	0	0	0	0	0	0
Animal Sciences, General - 020201	0	1	0	0	0	0
Anthropology - 450201	0	1	0	0	0	0
Architectural Engineering Technology/Technician - 150101	0	0	0	0	0	0
Biological Sciences/Life Sciences, Other - 269999	0	0	0	0	0	0
Biological and Physical Sciences - 300101	1	0	0	0	0	0
Biology, General - 260101	0	0	0	0	2	0
Business Administration and Management, Gen. - 520201	10	185	0	0	27	0
Business Marketing and Marketing Management - 521401	2	2	0	0	0	0
Business Teacher Education (Vocational) - 131303	0	1	0	0	0	0
Business, General - 520101	3	0	0	0	0	0
Business/Managerial Economics - 520601	0	0	0	0	0	0
Chemical Engineering - 140701	0	0	1	2	0	0
Chemistry, General - 400501	0	0	0	0	0	0
Chemistry, Other - 400599	0	0	0	0	0	0
Civil Engineering, General - 140801	0	0	17	1	0	0
Communications, General - 090101	0	0	0	0	0	0
Communications, Other - 099999	0	0	0	0	0	0

**OFF-CAMPUS HEADCOUNT ENROLLMENT
BY PROGRAM CATEGORY
FALL, 1998-99 (CONTINUED)**

<u>Six-Digit CIP Category</u>	<u>DSU Greenville</u>	<u>MSU Meridian</u>	<u>MSU Vicksburg</u>	<u>MSU Stennis</u>	<u>MVSU Greenwood</u>	<u>UM Jackson</u>
Computer Engineering - 140901	0	0	0	1	0	0
Computer Engineering Technology/Technician - 150301	0	0	0	0	0	0
Computer and Information Sciences, General - 110101	0	0	10	0	4	0
Counselor Education Counseling and Guidance Services - 131101	5	65	0	0	0	0
Court Reporter - 520405	0	0	0	0	0	0
Criminal Justice Studies - 430104	1	0	0	0	15	0
Criminal Justice/Law Enforcement Administration - 430103	0	0	0	0	33	0
Curriculum and Instruction - 130301	0	0	0	0	0	1
Drama/Theater Arts, General - 500501	0	0	0	0	0	0
Education Administration and Supervision, Gen. - 130401	1	4	0	0	0	3
Education of the Deaf and Hearing Impaired - 131003	0	0	0	0	0	0
Education, General - 130101	0	28	0	0	0	34
Education, Other - 139999	0	0	0	0	0	0
Educational Psychology - 130802	0	1	0	0	0	0
Electrical, Electronic and Communications Eng. Tech./Technician - 150303	0	0	0	0	0	0
Electrical, Electronics and Communication Engineering - 141001	0	0	1	6	0	0
Elementary Teacher Education - 131202	12	166	0	0	36	0
Engineering Science - 141301	0	0	0	0	0	0
Engineering-Related Technology/Technician, General - 151101	0	0	0	0	0	0

**OFF-CAMPUS HEADCOUNT ENROLLMENT
BY PROGRAM CATEGORY
FALL, 1998-99 (CONTINUED)**

<u>Six-Digit CIP Category</u>	<u>DSU Greenville</u>	<u>MSU Meridian</u>	<u>MSU Vicksburg</u>	<u>MSU Stennis</u>	<u>MVSU Greenwood</u>	<u>UM Jackson</u>
English Language and Literature, General - 230101	0	1	0	0	2	0
English Teacher Education - 131305	3	0	0	0	0	0
Exercise Sciences/Physiology and Movement Studies - 310505	0	0	0	0	0	0
Finance, General - 520801	1	0	0	0	0	0
Foreign Languages Teacher Education - 131306	0	0	0	0	0	0
Foreign Languages and Literatures, General - 160101	0	0	0	0	0	0
Forest Harvesting and Production Technology/Technician - 030401	0	0	1	0	0	0
Geography - 450701	0	0	0	0	0	0
Geology - 400601	0	0	1	0	0	0
Higher Education Administration - 130406	0	0	0	0	0	0
History, General - 450801	0	1	0	0	0	0
Home Economics, General - 190101	1	0	0	0	0	0
Horticulture Science - 020403	0	1	0	0	0	0
Hotel/Motel and Restaurant Management - 520902	0	0	0	0	0	0
Human Resources Management - 521001	0	0	0	0	0	0
Industrial/Manufacturing Engineering - 141701	0	0	2	1	0	0
Industrial/Manufacturing Technology/Technician - 150603	0	15	0	0	2	0
Insurance and Risk Management - 520805	0	0	0	0	0	0
Journalism - 090401	0	0	0	0	0	0
Liberal Arts and Sciences/Liberal Studies - 240101	0	42	0	0	0	0
Library Science/Librarianship - 250101	0	0	0	0	0	0

**OFF-CAMPUS HEADCOUNT ENROLLMENT
BY PROGRAM CATEGORY
FALL, 1998-99 (CONTINUED)**

<u>Six-Digit CIP Category</u>	<u>DSU Greenville</u>	<u>MSU Meridian</u>	<u>MSU Vicksburg</u>	<u>MSU Stennis</u>	<u>MVSU Greenwood</u>	<u>UM Jackson</u>
Management Information Systems and Business						
Data Processing, General - 521201	1	1	0	0	0	0
Mathematics - 270101	0	0	0	0	0	0
Mathematics Teacher Education - 131311	0	0	0	0	1	0
Mechanical Engineering/Mechanical						
Technology/Technician - 150805	0	0	0	0	0	0
Microbiology/Bacteriology - 260501	0	1	0	0	0	0
Multi/Interdisciplinary Studies, Other - 309999	0	6	2	0	0	0
Music Teacher Education - 131312	0	0	0	0	0	0
Music, General - 500901	0	0	0	0	0	0
Nursing (R.N. Training) - 511601	2	0	0	0	0	0
Nursing Administration (Post-R.N.) - 511602	0	0	0	0	0	0
Nutritional Sciences - 260609	0	0	0	0	0	0
Office Supervision and Management - 520204	1	0	0	0	1	0
Paralegal/Legal Assistant - 220103	0	0	0	0	0	0
Parks, Recreation and Leisure Studies - 310101	0	0	0	0	0	0
Physical Education Teaching and Coaching - 131314	0	3	0	0	0	0
Political Science, General - 451001	0	2	0	0	0	0
Psychology, General - 420101	1	1	0	0	0	0
Public Administration - 440401	0	1	0	0	0	0
Public Health, General - 512201	0	0	0	0	0	0
Public Relations and Organizational						
Communications - 090501	0	0	0	0	1	0

**OFF-CAMPUS HEADCOUNT ENROLLMENT
BY PROGRAM CATEGORY
FALL, 1998-99 (CONTINUED)**

<u>Six-Digit CIP Category</u>	<u>DSU Greenville</u>	<u>MSU Meridian</u>	<u>MSU Vicksburg</u>	<u>MSU Stennis</u>	<u>MVSU Greenwood</u>	<u>UM Jackson</u>
Radio and Television Broadcasting - 090701	0	0	0	0	0	0
Science Teacher Education, General - 131316	0	0	0	0	0	0
Secondary Teacher Education - 131205	0	41	0	0	0	0
Social Science Teacher Education - 131317	2	0	0	0	0	0
Social Work - 440701	0	35	0	0	10	0
Sociology - 451101	0	3	0	0	4	0
Special Education, General - 131001	1	2	0	0	0	0
Speech-Language Pathology and Audiology - 510204	0	0	0	0	0	0
Teacher Education, Specific Academic and Vocational Programs, Other - 131399	2	3	0	0	0	0
Technical Teacher Education (Vocational) - 131319	0	2	0	0	0	0
Technology Teacher Education/Industrial Arts Teacher Education - 131309	0	0	0	0	0	0
Unclassified - 000000	26	113	34	7	54	3
Visual and Performing Arts - 500101	0	0	0	0	0	0
Water Quality and Wastewater Treatment Technology/Technician - 150506	<u>0</u>	<u>0</u>	<u>0</u>	<u>0</u>	<u>8</u>	<u>0</u>
Total	78	737	69	18	204	41

**OFF-CAMPUS HEADCOUNT ENROLLMENT
BY PROGRAM CATEGORY
FALL, 1998-99 (CONTINUED)**

<u>Six-Digit CIP Category</u>	<u>UM Tupelo</u>	<u>UM Yellow Creek</u>	<u>UM Jackson Eng.</u>	<u>UM Southaven</u>	<u>USM Gulf Coast</u>	<u>Total</u>
Accounting - 520301	37	0	0	31	135	215
Adult and Continuing Education Administration - 130403	0	0	0	0	23	23
Agricultural Economics - 010103	0	0	0	0	0	1
Agricultural Teacher Education (Vocational) - 131301	0	0	0	0	0	2
American Studies/Civilization - 050102	0	0	0	0	6	6
Animal Sciences, General - 020201	0	0	0	0	0	1
Anthropology - 450201	0	0	0	0	0	1
Architectural Engineering Technology/Technician - 150101	0	0	0	0	1	1
Biological Sciences/Life Sciences, Other - 269999	4	0	0	1	0	5
Biological and Physical Sciences - 300101	0	0	0	0	0	1
Biology, General - 260101	0	0	0	2	4	8
Business Administration and Management, General - 520201	20	0	0	9	171	422
Business Marketing and Marketing Management - 521401	3	0	0	1	3	11
Business Teacher Education (Vocational) - 131303	0	0	0	0	0	1
Business, General - 520101	20	0	0	14	0	37
Business/Managerial Economics - 520601	0	0	0	0	1	1
Chemical Engineering - 140701	0	0	0	0	0	3
Chemistry, General - 400501	0	0	0	0	1	1
Chemistry, Other - 400599	0	0	0	0	1	1
Civil Engineering, General - 140801	0	0	0	0	0	18
Communications, General - 090101	0	0	0	0	2	2
Communications, Other - 099999	0	0	0	0	1	1
Computer Engineering - 140901	0	0	0	0	0	1

**OFF-CAMPUS HEADCOUNT ENROLLMENT
BY PROGRAM CATEGORY
FALL, 1998-99 (CONTINUED)**

<u>Six-Digit CIP Category</u>	<u>UM Tupelo</u>	<u>UM Yellow Creek</u>	<u>UM Jackson Eng.</u>	<u>UM Southaven</u>	<u>USM Gulf Coast</u>	<u>Total</u>
Computer Engineering Technology/Technician - 150301	0	0	0	0	5	5
Computer and Information Sciences, General - 110101	0	0	0	0	78	92
Counselor Education Counseling and Guidance Services - 131101	0	0	0	0	27	97
Court Reporter - 520405	2	0	0	0	0	2
Criminal Justice Studies - 430104	0	0	0	0	56	72
Criminal Justice/Law Enforcement Administration - 430103	0	0	0	5	0	38
Curriculum and Instruction - 130301	25	5	0	34	30	95
Drama/Theater Arts, General - 500501	0	0	0	0	1	1
Education Administration and Supervision, General - 130401	14	0	0	0	16	38
Education of the Deaf and Hearing Impaired - 131003	0	0	0	0	1	1
Education, General - 130101	0	0	0	3	13	78
Education, Other - 139999	0	0	0	0	19	19
Educational Psychology - 130802	7	0	0	4	0	12
Electrical, Electronic and Communication Eng. Tech./Technician - 150303	0	0	0	0	18	18
Electrical, Electronics and Communication Engineering - 141001	0	0	0	0	0	7
Elementary Teacher Education - 131202	10	0	0	34	253	511
Engineering Science - 141301	0	0	28	0	0	28
Engineering-Related Technology/Technician, General - 151101	0	0	0	0	1	1
English Language and Literature, General - 230101	3	1	0	4	49	60
English Teacher Education - 131305	1	0	0	0	0	4
Exercise Sciences/Physiology and Movement Studies - 310505	0	0	0	1	0	1
Finance, General - 520801	0	0	0	1	5	7

**OFF-CAMPUS HEADCOUNT ENROLLMENT
BY PROGRAM CATEGORY
FALL, 1998-99 (CONTINUED)**

<u>Six-Digit CIP Category</u>	<u>UM Tupelo</u>	<u>UM Yellow Creek</u>	<u>UM Jackson Eng.</u>	<u>UM Southaven</u>	<u>USM Gulf Coast</u>	<u>Total</u>
Foreign Languages Teacher Education - 131306	0	0	0	0	1	1
Foreign Languages and Literatures, General - 160101	0	0	0	0	1	1
Forest Harvesting and Production Technology/Technician - 030401	0	0	0	0	0	1
Geography - 450701	0	0	0	0	1	1
Geology - 400601	0	0	0	0	0	1
Higher Education Administration - 130406	0	0	0	2	0	2
History, General - 450801	0	0	0	1	37	39
Home Economics, General - 190101	0	0	0	0	0	1
Horticulture Science - 020403	0	0	0	0	0	1
Hotel/Motel and Restaurant Management - 520902	0	0	0	0	16	16
Human Resources Management - 521001	0	0	0	0	14	14
Industrial/Manufacturing Engineering - 141701	0	0	0	0	0	3
Industrial/Manufacturing Technology/Technician - 150603	0	0	0	0	22	39
Insurance and Risk Management - 520805	1	0	0	1	0	2
Journalism - 090401	1	0	0	2	1	4
Liberal Arts and Sciences/Liberal Studies - 240101	0	0	0	0	0	42
Library Science/Librarianship - 250101	0	0	0	0	15	15
Management Information Systems and Business						
Data Processing, General - 521201	0	0	0	2	44	48
Mathematics - 270101	4	0	0	0	28	32
Mathematics Teacher Education - 131311	1	0	0	1	0	3
Mechanical Engineering/Mechanical Technology/Technician - 150805	0	0	0	0	1	1
Microbiology/Bacteriology - 260501	0	0	0	0	0	1

**OFF-CAMPUS HEADCOUNT ENROLLMENT
BY PROGRAM CATEGORY
FALL, 1998-99 (CONTINUED)**

<u>Six-Digit CIP Category</u>	<u>UM Tupelo</u>	<u>UM Yellow Creek</u>	<u>UM Jackson Eng.</u>	<u>UM Southaven</u>	<u>USM Gulf Coast</u>	<u>Total</u>
Multi/Interdisciplinary Studies, Other - 309999	0	0	0	0	1	9
Music Teacher Education - 131312	0	0	0	0	2	2
Music, General - 500901	0	0	0	1	0	1
Nursing (R.N. Training) - 511601	0	0	0	0	14	16
Nursing Administration (Post-R.N.) - 511602	0	0	0	0	13	13
Nutritional Sciences - 260609	0	0	0	0	1	1
Office Supervision and Management - 520204	0	0	0	0	0	2
Paralegal/Legal Assistant - 220103	0	0	0	0	15	15
Parks, Recreation and Leisure Studies - 310101	1	0	0	0	0	1
Physical Education Teaching and Coaching - 131314	0	0	0	0	4	7
Political Science, General - 451001	0	0	0	1	13	16
Psychology, General - 420101	2	0	0	2	111	117
Public Administration - 440401	0	0	0	0	0	1
Public Health, General - 512201	0	0	0	0	6	6
Public Relations and Organizational Communications - 090501	0	0	0	0	13	14
Radio and Television Broadcasting - 090701	0	0	0	0	4	4
Science Teacher Education, General - 131316	0	0	0	0	4	4
Secondary Teacher Education - 131205	0	0	0	0	0	41
Social Science Teacher Education - 131317	0	0	0	0	0	2
Social Work - 440701	2	0	0	0	33	80
Sociology - 451101	0	0	0	0	1	8
Special Education, General - 131001	4	0	0	1	89	97
Speech-Language Pathology and Audiology - 510204	0	0	0	0	2	2

**OFF-CAMPUS HEADCOUNT ENROLLMENT
BY PROGRAM CATEGORY
FALL, 1998-99 (CONTINUED)**

Six-Digit CIP Category	UM Tupelo	UM Yellow Creek	UM Jackson Eng.	UM Southaven	USM Gulf Coast	Total
Teacher Education, Specific Academic and Vocational Programs, Other - 131399	0	0	0	0	0	5
Technical Teacher Education (Vocational) - 131319	0	0	0	0	0	2
Technology Teacher Education/Industrial Arts Teacher Education - 131309	0	0	0	0	68	68
Unclassified - 000000	90	0	21	121	125	594
Visual and Performing Arts - 500101	0	0	0	0	2	2
Water Quality and Wastewater Treatment Technology/Technician - 150506	0	0	0	0	0	8
Total	252	6	49	279	1,623	3,356

**OFF-CAMPUS GRADUATE HEADCOUNT ENROLLMENT
 BY ACADEMIC PROGRAM LEVELS AND BY FULL-TIME AND PART-TIME
 FALL, 1998-99**

Institution	Master's Program			Specialist Program			Doctoral Program			First Professional			Unclassified			Total All Programs
	Full Time	Part Time	Total	Full Time	Part Time	Total	Full Time	Part Time	Total	Full Time	Part Time	Total	Full Time	Part Time	Total	
DSU - Greenville	0	28	28	0	0	0	0	0	0	0	0	0	0	0	0	28
MSU - Meridian	50	189	239	0	27	27	1	1	2	0	0	0	0	0	0	268
MSU - Vicksburg Engineering	0	64	64	0	0	0	0	5	5	0	0	0	0	0	0	69
MSU - Stennis Center	0	15	15	0	0	0	0	3	3	0	0	0	0	0	0	18
MVSU - Greenwood	1	41	42	0	0	0	0	0	0	0	0	0	0	0	0	42
UM - Jackson	0	3	3	0	1	1	0	34	34	0	0	0	0	3	3	41
UM - Tupelo	4	61	65	0	3	3	0	0	0	0	0	0	0	18	18	86
UM - Yellow Creek	0	5	5	0	0	0	0	0	0	0	0	0	0	0	0	5
UM - Jackson Engineering	1	20	21	0	0	0	0	1	1	0	0	0	0	27	27	49
UM - Southaven	0	39	39	0	1	1	0	5	5	0	0	0	1	35	36	81
USM - Gulf Coast	<u>42</u>	<u>270</u>	<u>312</u>	<u>2</u>	<u>8</u>	<u>10</u>	<u>1</u>	<u>6</u>	<u>7</u>	<u>0</u>	<u>0</u>	<u>0</u>	<u>2</u>	<u>63</u>	<u>65</u>	<u>394</u>
Total	98	735	833	2	40	42	2	55	57	0	0	0	3	146	149	1,081

**OFF-CAMPUS GRADUATE HEADCOUNT ENROLLMENT
BY PROGRAM CATEGORY
FALL, 1998-99**

<u>Six-Digit CIP Category</u>	<u>DSU Greenville</u>	<u>MSU Meridian</u>	<u>MSU Vicksburg</u>	<u>MSU Stennis</u>	<u>MVSU Greenwood</u>	<u>UM Jackson</u>
Accounting - 520301	0	3	0	0	0	0
Adult and Continuing Education Administration - 130403	0	0	0	0	0	0
Agricultural Teacher Education (Vocational) - 131301	0	2	0	0	0	0
Biological and Physical Sciences - 300101	1	0	0	0	0	0
Business Administration and Management, General - 520201	2	24	0	0	0	0
Chemical Engineering - 140701	0	0	1	2	0	0
Civil Engineering, General - 140801	0	0	17	1	0	0
Communications, General - 090101	0	0	0	0	0	0
Computer Engineering - 140901	0	0	0	1	0	0
Computer and Information Sciences, General - 110101	0	0	10	0	0	0
Counselor Education Counseling and Guidance Services - 131101	5	65	0	0	0	0
Criminal Justice Studies - 430104	0	0	0	0	2	0
Criminal Justice/Law Enforcement Administration - 430103	0	0	0	0	20	0
Curriculum and Instruction - 130301	0	0	0	0	0	1
Education Administration and Supervision, General - 130401	1	4	0	0	0	3
Education, General - 130101	0	28	0	0	0	34
Education, Other - 139999	0	0	0	0	0	0
Educational Psychology - 130802	0	1	0	0	0	0
Electrical, Electronics and Communication Engineering - 141001	0	0	1	6	0	0
Elementary Teacher Education - 131202	8	27	0	0	15	0
Engineering Science - 141301	0	0	0	0	0	0

**OFF-CAMPUS GRADUATE HEADCOUNT ENROLLMENT
 BY PROGRAM CATEGORY
 FALL, 1998-99 (CONTINUED)**

<u>Six-Digit CIP Category</u>	<u>DSU Greenville</u>	<u>MSU Meridian</u>	<u>MSU Vicksburg</u>	<u>MSU Stennis</u>	<u>MVSU Greenwood</u>	<u>UM Jackson</u>
Engineering-Related Technology/Technician, General - 151101	0	0	0	0	0	0
English Language and Literature, General - 230101	0	1	0	0	0	0
English Teacher Education - 131305	3	0	0	0	0	0
Foreign Languages Teacher Education - 131306	0	0	0	0	0	0
Forest Harvesting and Production Technology/Technician - 030401	0	0	1	0	0	0
Geology - 400601	0	0	1	0	0	0
Higher Education Administration - 130406	0	0	0	0	0	0
History, General - 450801	0	0	0	0	0	0
Industrial/Manufacturing Engineering - 141701	0	0	2	1	0	0
Library Science/Librarianship - 250101	0	0	0	0	0	0
Mathematics - 270101	0	0	0	0	0	0
Multi/Interdisciplinary Studies, Other - 309999	0	0	2	0	0	0
Music Teacher Education - 131312	0	0	0	0	0	0
Music, General - 500901	0	0	0	0	0	0
Nursing Administration (Post-R.N.) - 511602	0	0	0	0	0	0
Nutritional Sciences - 260609	0	0	0	0	0	0
Physical Education Teaching and Coaching - 131314	0	1	0	0	0	0
Political Science, General - 451001	0	0	0	0	0	0
Public Administration - 440401	0	1	0	0	0	0
Public Health, General - 512201	0	0	0	0	0	0

**OFF-CAMPUS GRADUATE HEADCOUNT ENROLLMENT
 BY PROGRAM CATEGORY
 FALL, 1998-99 (CONTINUED)**

<u>Six-Digit CIP Category</u>	<u>DSU Greenville</u>	<u>MSU Meridian</u>	<u>MSU Vicksburg</u>	<u>MSU Stennis</u>	<u>MVSU Greenwood</u>	<u>UM Jackson</u>
Public Relations and Organizational Communications - 090501	0	0	0	0	0	0
Science Teacher Education, General - 131316	0	0	0	0	0	0
Secondary Teacher Education - 131205	0	8	0	0	0	0
Social Science Teacher Education - 131317	2	0	0	0	0	0
Social Work - 440701	0	0	0	0	1	0
Special Education, General - 131001	0	1	0	0	0	0
Teacher Education, Specific Academic and Vocational Programs, Other - 131399	1	0	0	0	0	0
Technical Teacher Education (Vocational) - 131319	0	2	0	0	0	0
Technology Teacher Education/Industrial Arts Teacher Education - 131309	0	0	0	0	0	0
Unclassified - 000000	5	100	34	7	2	3
Water Quality and Wastewater Treatment Technology/Technician - 150506	<u>0</u>	<u>0</u>	<u>0</u>	<u>0</u>	<u>2</u>	<u>0</u>
Total	28	268	69	18	42	41

**OFF-CAMPUS GRADUATE HEADCOUNT ENROLLMENT
BY PROGRAM CATEGORY
FALL, 1998-99 (CONTINUED)**

<u>Six-Digit CIP Category</u>	<u>UM Tupelo</u>	<u>UM Yellow Creek</u>	<u>UM Jackson Eng.</u>	<u>UM Southaven</u>	<u>USM Gulf Coast</u>	<u>Total</u>
Accounting - 520301	0	0	0	0	3	6
Adult and Continuing Education Administration - 130403	0	0	0	0	23	23
Agricultural Teacher Education (Vocational) - 131301	0	0	0	0	0	2
Biological and Physical Sciences - 300101	0	0	0	0	0	1
Business Administration and Management, Gen. - 520201	17	0	0	0	32	75
Chemical Engineering - 140701	0	0	0	0	0	3
Civil Engineering, General - 140801	0	0	0	0	0	18
Communications, General - 090101	0	0	0	0	2	2
Computer Engineering - 140901	0	0	0	0	0	1
Computer and Information Sciences, General - 110101	0	0	0	0	12	22
Counselor Education Counseling and Guidance Services - 131101	0	0	0	0	27	97
Criminal Justice Studies - 430104	0	0	0	0	11	13
Criminal Justice/Law Enforcement Administration - 430103	0	0	0	0	0	20
Curriculum and Instruction - 130301	25	5	0	34	30	95
Education Administration and Supervision, Gen. - 130401	14	0	0	0	16	38
Education, General - 130101	0	0	0	3	13	78
Education, Other - 139999	0	0	0	0	19	19
Educational Psychology - 130802	7	0	0	4	0	12
Electrical, Electronics and Communication Engineering - 141001	0	0	0	0	0	7
Elementary Teacher Education - 131202	0	0	0	0	0	50
Engineering Science - 141301	0	0	28	0	0	28

**OFF-CAMPUS GRADUATE HEADCOUNT ENROLLMENT
BY PROGRAM CATEGORY
FALL, 1998-99 (CONTINUED)**

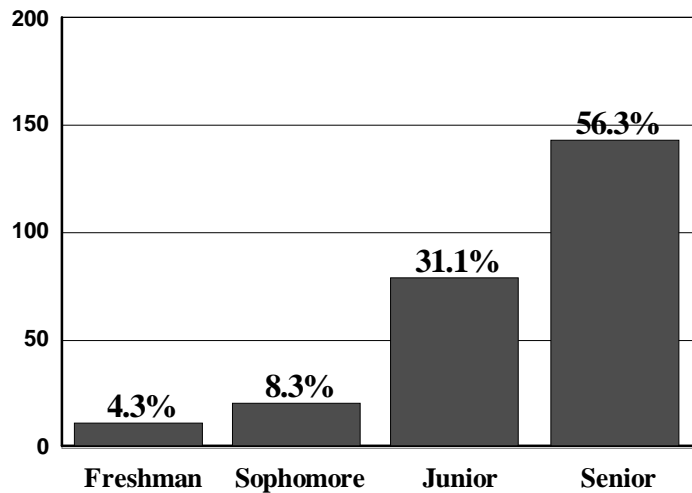
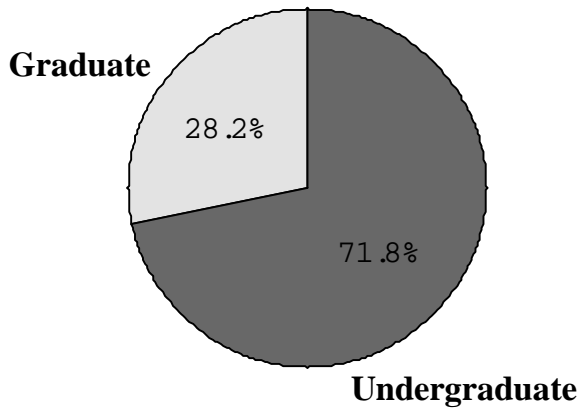
<u>Six-Digit CIP Category</u>	<u>UM Tupelo</u>	<u>UM Yellow Creek</u>	<u>UM Jackson Eng.</u>	<u>UM Southaven</u>	<u>USM Gulf Coast</u>	<u>Total</u>
Engineering-Related Technology/Technician, Gen. - 151101	0	0	0	0	1	1
English Language and Literature, General - 230101	1	0	0	1	8	11
English Teacher Education - 131305	0	0	0	0	0	3
Foreign Languages Teacher Education - 131306	0	0	0	0	1	1
Forest Harvesting and Production Technology/Technician - 030401	0	0	0	0	0	1
Geology - 400601	0	0	0	0	0	1
Higher Education Administration - 130406	0	0	0	2	0	2
History, General - 450801	0	0	0	0	8	8
Industrial/Manufacturing Engineering - 141701	0	0	0	0	0	3
Library Science/Librarianship - 250101	0	0	0	0	7	7
Mathematics - 270101	4	0	0	0	0	4
Multi/Interdisciplinary Studies, Other - 309999	0	0	0	0	0	2
Music Teacher Education - 131312	0	0	0	0	2	2
Music, General - 500901	0	0	0	1	0	1
Nursing Administration (Post-R.N.) - 511602	0	0	0	0	13	13
Nutritional Sciences - 260609	0	0	0	0	1	1
Physical Education Teaching and Coaching - 131314	0	0	0	0	0	1
Political Science, General - 451001	0	0	0	0	2	2
Public Administration - 440401	0	0	0	0	0	1
Public Health, General - 512201	0	0	0	0	5	5
Public Relations and Organizational Communications - 090501	0	0	0	0	13	13

**OFF-CAMPUS GRADUATE HEADCOUNT ENROLLMENT
 BY PROGRAM CATEGORY
 FALL, 1998-99 (CONTINUED)**

<u>Six-Digit CIP Category</u>	<u>UM Tupelo</u>	<u>UM Yellow Creek</u>	<u>UM Jackson Eng.</u>	<u>UM Southaven</u>	<u>USM Gulf Coast</u>	<u>Total</u>
Science Teacher Education, General - 131316	0	0	0	0	4	4
Secondary Teacher Education - 131205	0	0	0	0	0	8
Social Science Teacher Education - 131317	0	0	0	0	0	2
Social Work - 440701	0	0	0	0	31	32
Special Education, General - 131001	0	0	0	0	44	45
Teacher Education, Specific Academic and Vocational Programs, Other - 131399	0	0	0	0	0	1
Technical Teacher Education (Vocational) - 131319	0	0	0	0	0	2
Technology Teacher Education/Industrial Arts Teacher Education - 131309	0	0	0	0	1	1
Unclassified - 000000	18	0	21	36	65	291
Water Quality and Wastewater Treatment Technology/Technician - 150506	<u>0</u>	<u>0</u>	<u>0</u>	<u>0</u>	<u>0</u>	<u>2</u>
Total	86	5	49	81	394	1,081

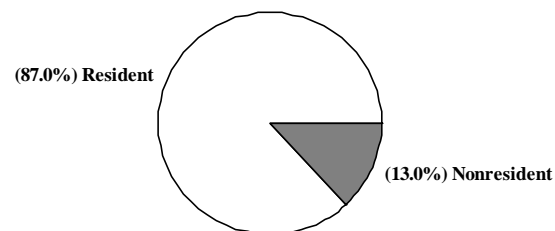
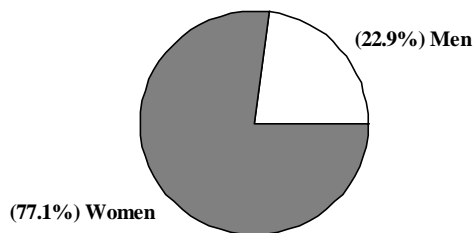
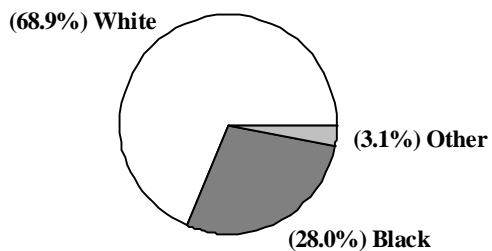
**OTHER LOCATION HEADCOUNT ENROLLMENT
BY LEVEL
FALL, 1998-99**

<u>Institution</u>	<u>Freshman</u>	<u>Sophomore</u>	<u>Junior</u>	<u>Senior</u>	<u>Undergraduate</u>	<u>Graduate</u>	<u>Total</u>
DSU - Other Locations	5	5	11	6	27	12	39
JSU - Other Locations	0	0	0	0	0	4	4
MUW - Other Locations	5	12	58	120	195	17	212
UM - Other Locations	0	4	9	17	30	55	85
USM - Other Locations	<u>1</u>	<u>0</u>	<u>1</u>	<u>0</u>	<u>2</u>	<u>12</u>	<u>14</u>
Total	11	21	79	143	254	100	354



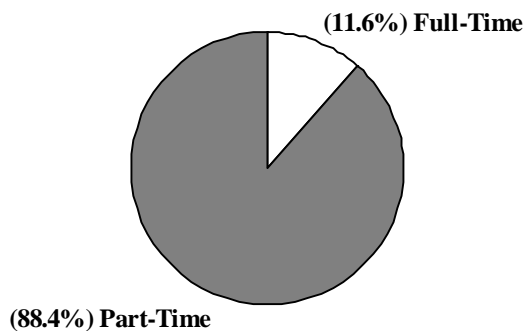
OTHER LOCATION HEADCOUNT ENROLLMENT BY ETHNICITY, BY GENDER, AND BY RESIDENCE FALL, 1998-99

<u>Institution</u>	<u>White</u>	<u>Black</u>	<u>Other</u>	<u>Men</u>	<u>Women</u>	<u>Resident</u>	<u>Nonresident</u>	<u>Total</u>
DSU - Other Locations	28 71.8%	10 25.6%	1 2.6%	16 41.0%	23 59.0%	38 97.4%	1 2.6%	39
JSU - Other Locations	1 25.0%	3 75.0%	0 0.0%	1 25.0%	3 75.0%	3 75.0%	1 25.0%	4
MUW - Other Locations	130 61.3%	73 34.4%	9 4.2%	36 17.0%	176 83.0%	195 92.0%	17 8.0%	212
UM - Other Locations	73 85.9%	11 12.9%	1 1.2%	27 31.8%	58 68.2%	59 69.4%	26 30.6%	85
USM - Other Locations	12 85.7%	2 14.3%	0 0.0%	1 7.1%	13 92.9%	13 92.9%	1 7.1%	14
Total	244 68.9%	99 28.0%	11 3.1%	81 22.9%	273 77.1%	308 87.0%	46 13.0%	354



**OTHER LOCATION HEADCOUNT ENROLLMENT AND FULL-TIME EQUIVALENT (FTE) ENROLLMENT
BY LEVEL AND BY FULL-TIME AND PART-TIME
FALL, 1998-99**

Institution	Headcount				Full-Time Equivalent				FTE Percent of Headcount
	Full-Time	Part-Time	Total	Percent Part-Time	Lower	Upper	Graduate	Total	
DSU - Other Locations	0	39	39	100.0%	2.0	3.4	3.0	8.4	21.5%
JSU - Other Locations	0	4	4	100.0%	0.0	0.0	0.8	0.8	20.0%
MUW - Other Locations	26	186	212	87.7%	4.2	56.4	7.0	67.6	31.9%
UM - Other Locations	15	70	85	82.4%	1.0	12.7	22.3	36.0	42.4%
USM - Other Locations	<u>0</u>	<u>14</u>	<u>14</u>	<u>100.0%</u>	<u>0.2</u>	<u>0.2</u>	<u>3.3</u>	<u>3.7</u>	<u>26.4%</u>
Total	41	313	354	88.4%	7.4	72.7	36.4	116.5	32.9%



**OTHER LOCATION HEADCOUNT ENROLLMENT
BY PROGRAM CATEGORY
FALL, 1998-99**

<u>Six-Digit CIP Category</u>	<u>DSU</u>	<u>JSU</u>	<u>MUW</u>	<u>UM</u>	<u>USM</u>	<u>Total</u>
Accounting - 520301	1	0	16	1	0	18
Anthropology - 450201	0	0	0	1	0	1
Area Studies, Other - 050199	0	0	0	1	0	1
Biological and Physical Sciences - 300101	2	0	0	0	0	2
Biology, General - 260101	1	0	2	0	0	3
Broadcast Journalism - 090402	0	0	3	0	0	3
Business Administration and Management, General - 520201	2	0	43	0	0	45
Business Marketing and Marketing Management - 521401	2	0	0	2	0	4
Business, General - 520101	3	0	0	1	0	4
Communications, General - 090101	0	0	3	0	0	3
Counselor Education Counseling and Guidance Services - 131101	1	0	0	0	0	1
Court Reporter - 520405	0	0	0	4	0	4
Criminal Justice Studies - 430104	1	0	0	0	0	1
Criminal Justice/Law Enforcement Administration - 430103	0	0	0	1	0	1
Curriculum and Instruction - 130301	0	0	0	19	1	20
Education of the Gifted and Talented - 131004	0	0	15	0	0	15
Education, General - 130101	0	0	0	35	0	35
Elementary Teacher Education - 131202	9	0	26	0	0	35
English Language and Literature, General - 230101	0	0	3	1	0	4
Health and Physical Education, General - 310501	0	0	2	0	0	2
History, General - 450801	0	0	3	1	0	4

**OTHER LOCATION HEADCOUNT ENROLLMENT
BY PROGRAM CATEGORY
FALL, 1998-99 (CONTINUED)**

<u>Six-Digit CIP Category</u>	<u>DSU</u>	<u>JSU</u>	<u>MUW</u>	<u>UM</u>	<u>USM</u>	<u>Total</u>
Individual and Family Development Studies, General - 190701	0	0	7	0	0	7
Insurance and Risk Management - 520805	1	0	0	0	0	1
Journalism - 090401	0	0	3	2	0	5
Library Science/Librarianship - 250101	0	0	0	0	11	11
Management Information Systems and Business Data Processing, General - 521201	1	0	0	0	0	1
Mathematics - 270101	0	0	1	0	0	1
Microbiology/Bacteriology - 260501	0	0	1	0	0	1
Music Teacher Education - 131312	0	0	2	0	0	2
Nursing (R.N. Training) - 511601	0	0	39	0	0	39
Paralegal/Legal Assistant - 220103	0	0	2	0	0	2
Psychology, General - 420101	0	0	5	0	0	5
Public Administration - 440401	0	4	0	0	0	4
Radio and Television Broadcasting - 090701	0	0	0	1	0	1
Real Estate - 521501	0	0	0	1	0	1
Social Sciences, General - 450101	2	0	4	0	0	6
Sociology - 451101	0	0	0	1	0	1
Spanish Language and Literature - 160905	0	0	0	2	0	2
Speech-Language Pathology - 510203	0	0	2	0	0	2
Teacher Education, Specific Academic and Vocational Programs, Other - 131399	2	0	0	0	0	2
Technology Teacher Education/Industrial Arts Teacher Education - 131309	0	0	0	0	1	1
Unclassified - 000000	<u>11</u>	<u>0</u>	<u>30</u>	<u>11</u>	<u>1</u>	<u>53</u>
Total	39	4	212	85	14	354

UNIVERSITY OF MISSISSIPPI MEDICAL CENTER
HEADCOUNT ENROLLMENT
BY PROGRAM CATEGORY, BY LEVEL, BY ETHNICITY, BY GENDER, AND BY RESIDENCE
FALL, 1998-99

<u>CIP Category</u>	<u>White</u>	<u>Black</u>	<u>Other</u>	<u>Men</u>	<u>Women</u>	<u>Resident</u>	<u>Nonres.</u>	<u>Full-Time</u>	<u>Part-Time</u>	<u>Total</u>
Anatomy - 260601										
Doctoral	3	0	7	3	7	2	8	0	10	10
Basic Medical Sciences, Other - 511399										
Senior	13	5	0	4	14	18	0	0	18	18
Master's	16	2	0	5	13	17	1	0	18	18
Doctoral	4	0	0	1	3	4	0	0	4	4
Total	33	7	0	10	30	39	1	0	40	40
Biochemistry - 260202										
Doctoral	4	0	11	10	5	3	12	0	15	15
Nondegree-Post Baccalaureate	6	0	1	0	7	7	0	0	7	7
Total	10	0	12	10	12	10	12	0	22	22
Clinical Psychology - 420201										
Intern	10	0	0	6	4	0	10	10	0	10
Cytotechnologist - 511002										
Junior	8	7	1	4	12	16	0	16	0	16
Dental Hygienist - 510602										
Freshman (B)	1	0	0	0	1	1	0	1	0	1
Junior	41	7	1	0	49	49	0	49	0	49
Total	42	7	1	0	50	50	0	50	0	50

UNIVERSITY OF MISSISSIPPI MEDICAL CENTER
ON-CAMPUS HEADCOUNT ENROLLMENT
BY PROGRAM CATEGORY, BY LEVEL, BY ETHNICITY, BY GENDER, AND BY RESIDENCE
FALL, 1998-99 (CONTINUED)

<u>CIP Category</u>	<u>White</u>	<u>Black</u>	<u>Other</u>	<u>Men</u>	<u>Women</u>	<u>Resident</u>	<u>Nonres.</u>	<u>Full-Time</u>	<u>Part-Time</u>	<u>Total</u>
Dentistry (D.D.S., D.M.D.) - 510401										
1st Year	28	3	1	24	8	32	0	32	0	32
2nd Year	24	3	1	16	12	28	0	28	0	28
3rd Year	29	1	1	22	9	31	0	31	0	31
4th Year	23	2	0	17	8	25	0	25	0	25
Total	104	9	3	79	37	116	0	116	0	116
Emergency Medical Technology/Technician - 510904										
Freshman (A)	27	0	1	17	11	27	1	28	0	28
Freshman (B)	2	0	0	1	1	2	0	2	0	2
Junior	1	0	0	1	0	1	0	1	0	1
Total	30	0	1	19	12	30	1	31	0	31
Medical Radiologic Technology/Technician - 510907										
Freshman (B)	36	2	0	13	25	38	0	38	0	38
Medical Records Administration - 510706										
Junior	10	3	1	1	13	14	0	14	0	14
Senior	5	5	1	1	10	11	0	10	1	11
Total	15	8	2	2	23	25	0	24	1	25
Medical Technology - 511005										
Junior	15	10	1	10	16	26	0	26	0	26

UNIVERSITY OF MISSISSIPPI MEDICAL CENTER
ON-CAMPUS HEADCOUNT ENROLLMENT
BY PROGRAM CATEGORY, BY LEVEL, BY ETHNICITY, BY GENDER, AND BY RESIDENCE
FALL, 1998-99 (CONTINUED)

<u>CIP Category</u>	<u>White</u>	<u>Black</u>	<u>Other</u>	<u>Men</u>	<u>Women</u>	<u>Resident</u>	<u>Nonres.</u>	<u>Full-Time</u>	<u>Part-Time</u>	<u>Total</u>
Dentistry (D.D.S., D.M.D.) - 510401										
1st Year	28	3	1	24	8	32	0	32	0	32
2nd Year	24	3	1	16	12	28	0	28	0	28
3rd Year	29	1	1	22	9	31	0	31	0	31
4th Year	23	2	0	17	8	25	0	25	0	25
Total	104	9	3	79	37	116	0	116	0	116
Emergency Medical Technology/Technician - 510904										
Freshman (A)	27	0	1	17	11	27	1	28	0	28
Freshman (B)	2	0	0	1	1	2	0	2	0	2
Junior	1	0	0	1	0	1	0	1	0	1
Total	30	0	1	19	12	30	1	31	0	31
Medical Radiologic Technology/Technician - 510907										
Freshman (B)	36	2	0	13	25	38	0	38	0	38
Medical Records Administration - 510706										
Junior	10	3	1	1	13	14	0	14	0	14
Senior	5	5	1	1	10	11	0	10	1	11
Total	15	8	2	2	23	25	0	24	1	25
Medical Technology - 511005										
Junior	15	10	1	10	16	26	0	26	0	26

UNIVERSITY OF MISSISSIPPI MEDICAL CENTER
ON-CAMPUS HEADCOUNT ENROLLMENT
BY PROGRAM CATEGORY, BY LEVEL, BY ETHNICITY, BY GENDER, AND BY RESIDENCE
FALL, 1998-99 (CONTINUED)

<u>CIP Category</u>	<u>White</u>	<u>Black</u>	<u>Other</u>	<u>Men</u>	<u>Women</u>	<u>Resident</u>	<u>Nonres.</u>	<u>Full-Time</u>	<u>Part-Time</u>	<u>Total</u>
Dentistry (D.D.S., D.M.D.) - 510401										
1st Year	28	3	1	24	8	32	0	32	0	32
2nd Year	24	3	1	16	12	28	0	28	0	28
3rd Year	29	1	1	22	9	31	0	31	0	31
4th Year	23	2	0	17	8	25	0	25	0	25
Total	104	9	3	79	37	116	0	116	0	116
Emergency Medical Technology/Technician - 510904										
Freshman (A)	27	0	1	17	11	27	1	28	0	28
Freshman (B)	2	0	0	1	1	2	0	2	0	2
Junior	1	0	0	1	0	1	0	1	0	1
Total	30	0	1	19	12	30	1	31	0	31
Medical Radiologic Technology/Technician - 510907										
Freshman (B)	36	2	0	13	25	38	0	38	0	38
Medical Records Administration - 510706										
Junior	10	3	1	1	13	14	0	14	0	14
Senior	5	5	1	1	10	11	0	10	1	11
Total	15	8	2	2	23	25	0	24	1	25
Medical Technology - 511005										
Junior	15	10	1	10	16	26	0	26	0	26

UNIVERSITY OF MISSISSIPPI MEDICAL CENTER
ON-CAMPUS HEADCOUNT ENROLLMENT
BY PROGRAM CATEGORY, BY LEVEL, BY ETHNICITY, BY GENDER, AND BY RESIDENCE
FALL, 1998-99 (CONTINUED)

<u>CIP Category</u>	<u>White</u>	<u>Black</u>	<u>Other</u>	<u>Men</u>	<u>Women</u>	<u>Resident</u>	<u>Nonres.</u>	<u>Full-Time</u>	<u>Part-Time</u>	<u>Total</u>
Pharmacology, Human and Animal - 260705										
Doctoral	6	0	18	13	11	5	19	9	15	24
Physical Therapy - 512308										
Junior	65	6	0	16	55	71	0	71	0	71
Senior	68	1	2	29	42	71	0	71	0	71
Total	133	7	2	45	97	142	0	142	0	142
Physiology, Human and Animal - 260706										
Doctoral	0	0	3	0	3	1	2	0	3	3
Preventive Medicine Residency - 512954										
Doctoral	1	0	0	0	1	1	0	0	1	1
Nondegree-Post Baccalaureate	2	0	0	1	1	2	0	0	2	2
Total	3	0	0	1	2	3	0	0	3	3
Total	1,535	165	162	860	1,002	1,604	258	1,680	182	1,862