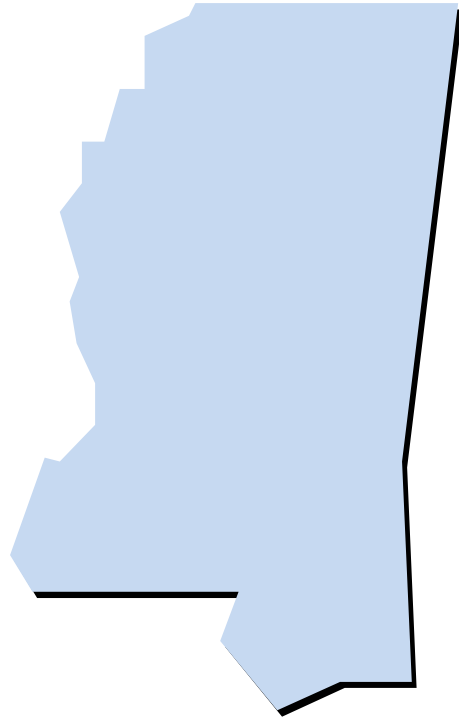


ANNUAL REPORT FOR MISSISSIPPI NURSING
DEGREE PROGRAMS

Nursing Education in
MISSISSIPPI



Melissa Temple, PhD, MSN, RN
Director of Nursing Education

May 20, 2022

Office of Academic and Student Affairs
Mississippi Institutions of Higher Learning

TABLE OF CONTENTS

Admissions by Academic Year	Page 3
Enrollment by Fall Term	Page 5
Graduate Program Enrollment by Clinical Practice Role	Page 7
Graduates by Academic Year	Page 8
Associate and Baccalaureate Graduates	Page 10
Masters and Doctoral Graduates	Page 11
NCLEX-RN® Pass Rates	Page 12
Student/Faculty Ratios	Page 13
Faculty Vacancies and Preparation by Institution	Page 14
Degree Completion Rates by Degree Level	Page 15
Nurse Practitioner and Nurse Anesthesia Certification Rates	Page 18
National Accreditation Status and Schedule	Page 19
Demographic Make-up Prelicensure RN Students	Page 20

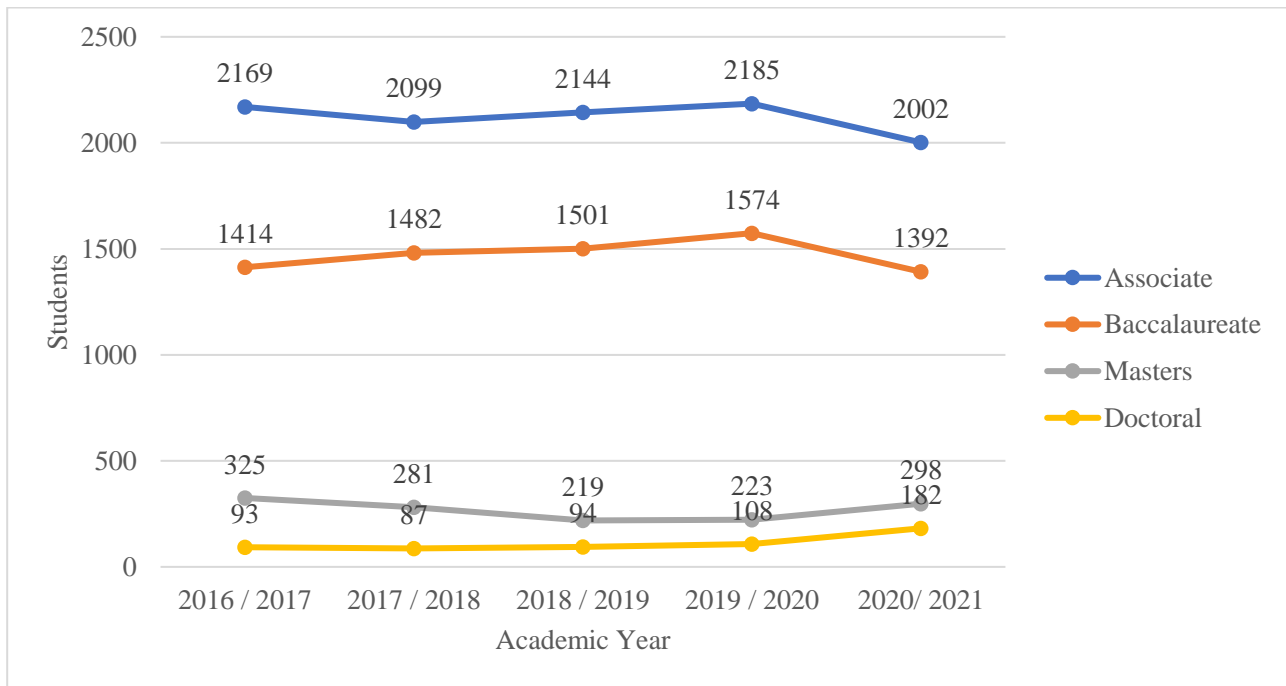
Admissions by Academic Year

College/University Nursing Program	2016/ 2017	2017/ 2018	2018 / 2019	2019/ 2020	2020/ 2021	5-Year Average	5-Year Change
Associate							
Alcorn State University	21	18	23	24	30	23	42.9%
Coahoma Community College	31	29	30	31	28	30	-9.7%
Copiah-Lincoln Community College	51	46	40	41	39	43	-23.5%
East Central Community College	55	49	63	58	52	55	-5.5%
East Mississippi Community College	29	33	47	71	68	50	134.5%
Hinds Community College	262	245	264	233	222	245	-15.3%
Holmes Community College	157	175	158	169	174	167	10.8%
Itawamba Community College	166	155	133	147	121	144	-27.1%
Jones County Junior College	94	92	82	81	85	87	-9.6%
Meridian Community College	306	260	303	295	243	281	-20.6%
Mississippi Delta Community College	59	74	67	79	63	68	6.8%
Mississippi Gulf Coast Community College	321	306	293	290	292	300	-9.0%
Mississippi University for Women	74	84	81	83	86	82	16.2%
Northeast Mississippi Community College	112	112	119	106	106	111	-5.4%
Northwest Mississippi Community College	174	152	195	205	143	174	-17.8%
Pearl River Community College	131	132	128	124	133	130	1.5%
Southwest Mississippi Community College	126	137	118	148	117	129	-7.1%
Subtotal	2169	2099	2144	2185	2002	2120	-7.7%
Baccalaureate							
Alcorn State University	39	36	41	33	41	38	5.1%
Belhaven University	24	21	32	25	36	28	50.0%
Delta State University	60	64	83	84	48	68	-20.0%
Mississippi College	145	233	203	293	213	217	46.9%
Mississippi University for Women	431	402	398	471	419	424	-2.8%
University of Mississippi Medical Center	336	353	324	313	292	324	-13.1%
University of Southern Mississippi	239	172	260	224	199	219	-16.7%
William Carey University	140	201	160	131	144	155	2.9%
Subtotal	1414	1482	1501	1574	1392	1473	-1.6%
Masters							
Alcorn State University	15	14	8	7	6	10	-60.0%
Delta State University	11	8	6	10	12	9	9.1%
Mississippi College ¹	N/A	N/A	N/A	11	7	9	N/A
Mississippi University for Women	36	38	31	29	26	32	-27.8%
University of Mississippi Medical Center	128	121	115	83	196	129	53.1%
University of Southern Mississippi	98	80	38	66	41	65	-58.2%
William Carey University	37	20	21	17	10	21	-73.0%
Subtotal	325	281	219	223	298	269	-8.3%
Doctoral							
Alcorn State University ²	N/A	N/A	N/A	6	7	7	N/A
Delta State University	6	9	5	13	11	9	83.3%
Mississippi University for Women	13	6	6	2	15	8	15.4%
University of Mississippi Medical Center	17	14	11	13	19	15	11.8%
University of Southern Mississippi	29	26	41	47	96	48	231.0%
William Carey University	28	32	31	27	34	30	21.4%
Subtotal	93	87	94	108	182	113	95.7%
TOTAL	4001	3949	3958	4090	3874	3974	-3.2%

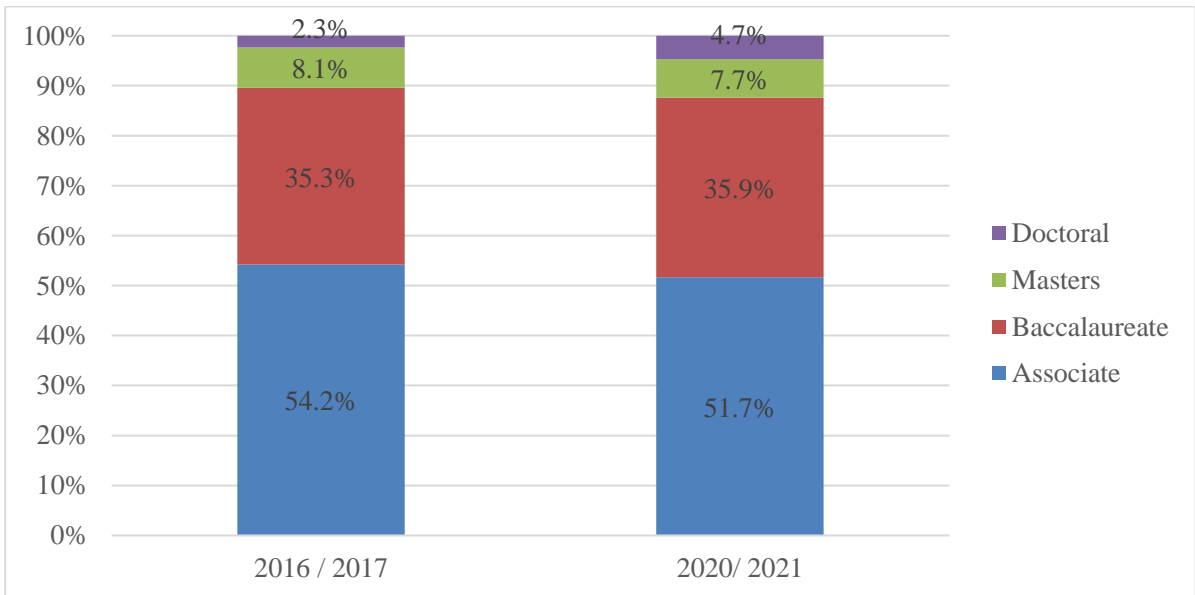
¹Mississippi College – admitted first MSN class August 2019.

²ASU – admitted first Doctor of Nursing Practice (DNP) class August 2019.

Admissions by Academic Year



- The overall total number of nursing admissions has decreased by 3.2 percent from AY2016-17 to AY2020-21. This decrease has been in the Associate (-7.7%), Baccalaureate (-1.6%), and Masters (-8.3%) programs. Doctoral (95.7%) programs experienced the only increase.



- Nursing admissions by academic level have changed slightly from AY2016-17 to AY2020-21. Lower percentages of admissions are at the Associate Degree level and higher percentages at the Doctoral level.

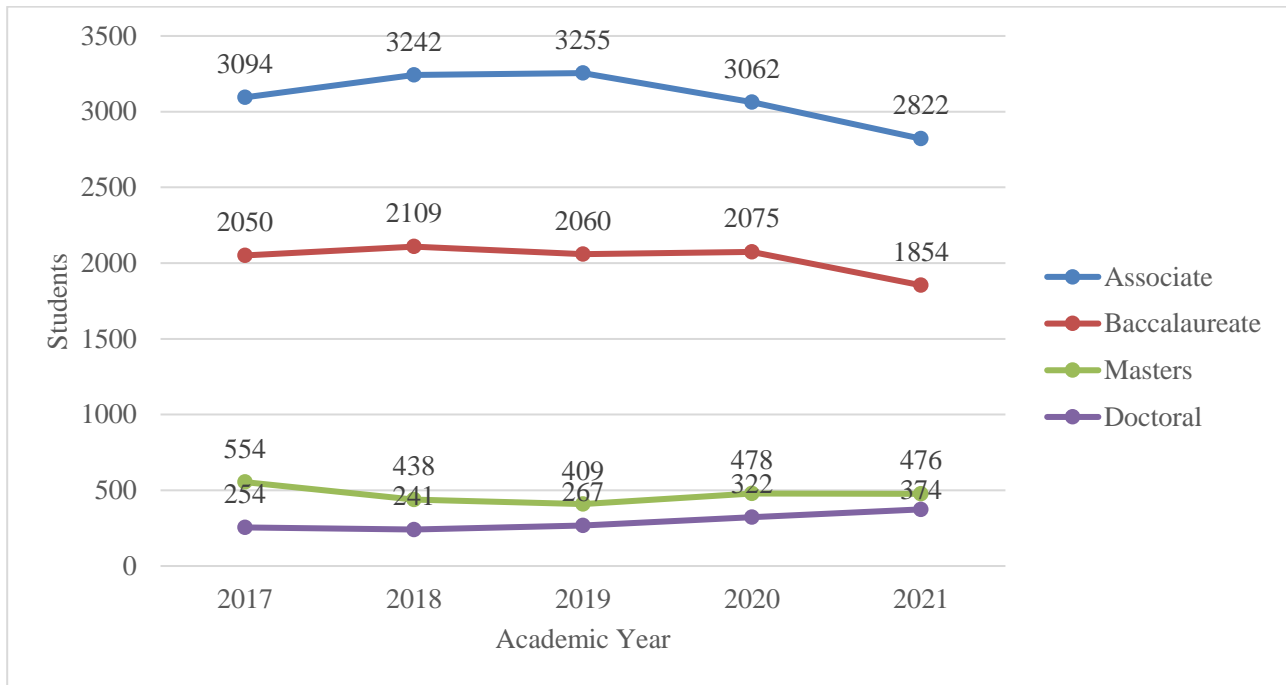
Enrollment by Fall Term

College/University Nursing Program	2017	2018	2019	2020	2021	5-Year Average	5-Year Change
Associate							
Alcorn State University	31	35	37	45	50	40	61.3%
Coahoma Community College	29	26	19	27	33	27	13.8%
Copiah-Lincoln Community College	79	78	68	67	61	71	-22.8%
East Central Community College	86	84	89	75	78	82	-9.3%
East Mississippi Community College	51	49	74	89	76	68	49.0%
Hinds Community College	378	396	386	367	312	368	-17.5%
Holmes Community College	196	250	288	292	253	256	29.1%
Itawamba Community College	245	233	220	218	180	219	-26.5%
Jones County Junior College	156	149	163	154	149	154	-4.5%
Meridian Community College	476	434	414	365	308	399	-35.3%
Mississippi Delta Community College	111	105	114	104	91	105	-18.0%
Mississippi Gulf Coast Community College	368	456	442	370	332	394	-9.8%
Mississippi University for Women	114	116	111	113	94	110	-17.5%
Northeast Mississippi Community College	182	187	191	169	173	180	-4.9%
Northwest Mississippi Community College	239	259	245	230	260	247	8.8%
Pearl River Community College	195	214	218	206	216	210	10.8%
Southwest Mississippi Community College	158	171	176	171	156	166	-1.3%
Subtotal	3094	3242	3255	3062	2822	3095	-8.8%
Baccalaureate							
Alcorn State University	64	55	54	66	78	63	21.9%
Belhaven University	48	51	59	53	53	53	10.4%
Delta State University	146	158	155	120	119	140	-18.5%
Mississippi College	285	358	251	252	221	273	-22.5%
Mississippi University for Women	457	456	532	529	413	477	-9.6%
University of Mississippi Medical Center	399	390	390	436	434	410	8.8%
University of Southern Mississippi	428	439	412	409	354	408	-17.3%
William Carey University	223	202	207	210	182	205	-18.4%
Subtotal	2050	2109	2060	2075	1854	2030	-9.6%
Masters							
Alcorn State University	20	12	14	14	19	16	-5.0%
Delta State University	15	13	13	17	18	15	20.0%
Mississippi College ¹	N/A	N/A	6	17	11	11	N/A
Mississippi University for Women	38	29	37	29	26	32	-31.6%
University of Mississippi Medical Center	277	227	195	278	348	265	25.6%
University of Southern Mississippi	157	128	107	93	40	105	-74.5%
William Carey University	47	29	37	30	14	31	-70.2%
Subtotal	554	438	409	478	476	471	-14.1%
Doctoral							
Alcorn State University ²	N/A	N/A	6	13	11	10	N/A
Delta State University	21	14	15	15	39	21	85.7%
Mississippi University for Women	9	9	9	17	20	13	122.2%
University of Mississippi Medical Center	65	40	44	50	64	53	-1.5%
University of Southern Mississippi	90	103	119	144	162	124	80.0%
William Carey University	69	75	74	83	78	76	13.0%
Subtotal	254	241	267	322	374	292	47.2%
TOTAL	5952	6030	5991	5937	5526	5888	-7.2%

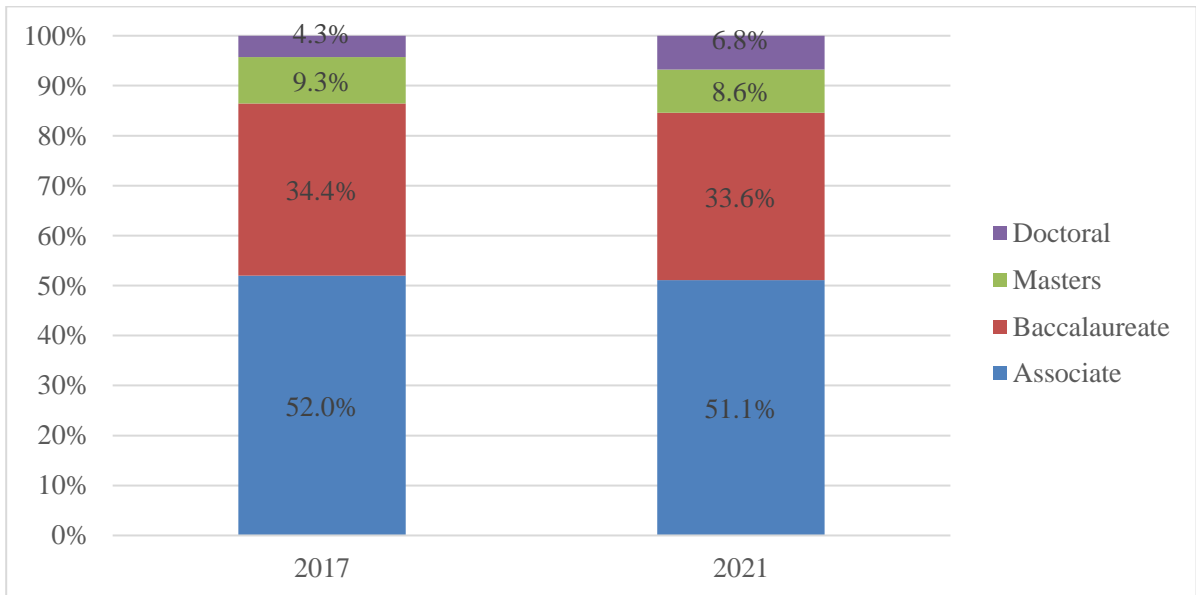
¹Mississippi College – admitted first MSN class August 2019.

²ASU – admitted first Doctor of Nursing Practice (DNP) class August 2019.

Enrollment by Fall Term



- Nursing enrollment has decreased (-7.2%) from Fall 2017 to Fall 2021. The only increase has been in the Doctoral (47.2%) programs. Decreases have been in the Associate (-8.8%), Baccalaureate (-9.6%), and Masters (-14.1%) programs.



- Nursing enrollment by academic level has changed from Fall 2017 to Fall 2021. Higher percentages of students are enrolling at the Doctoral level while fewer percentages of students are enrolling at the Masters level.

Graduate Program Enrollment by Clinical Practice Role Fall 2021

Institution	Doctoral Enrollment			Masters Enrollment		Total Graduate Enrollment
	DNP	PhD	Other*	Role		
Alcorn State University ¹	11			Family NP Post-Masters Family NP	14 5	30
Delta State University	39			Family NP	18	57
Mississippi College ²				Clinical Nurse Leader	11	11
Mississippi University for Women	20			Family NP	26	46
University of Mississippi Medical Center	48	16		Administration/Executive Education Family NP Post-Masters Family NP Acute Care Adult Geri NP Post-Masters Acute Care Adult Geri NP Adult Geri NP Family Psych MH NP Post-Masters Family Psych MH NP Neonatal NP Pediatric Acute/Primary NP	47 48 123 7 10 9 7 62 10 11 14	412
University of Southern Mississippi ³	122	40		Post-Masters Family NP Post-Masters Family Psych MH NP	5 35	202
William Carey University		78		Education	14	92
Total Graduate Enrollment Fall 2021	240	134			476	850
Total Graduate Enrollment Fall 2020	196	126			478	800
Total Graduate Enrollment Fall 2019	149	118			409	676
Total Graduate Enrollment Fall 2018	123	118			438	679
Total Graduate Enrollment Fall 2017	140	114			554	808

*Other – students with special circumstances or non-degree seeking

¹ASU – admitted first Doctor of Nursing Practice (DNP) class August 2019.

²Mississippi College – admitted first MSN class August 2019.

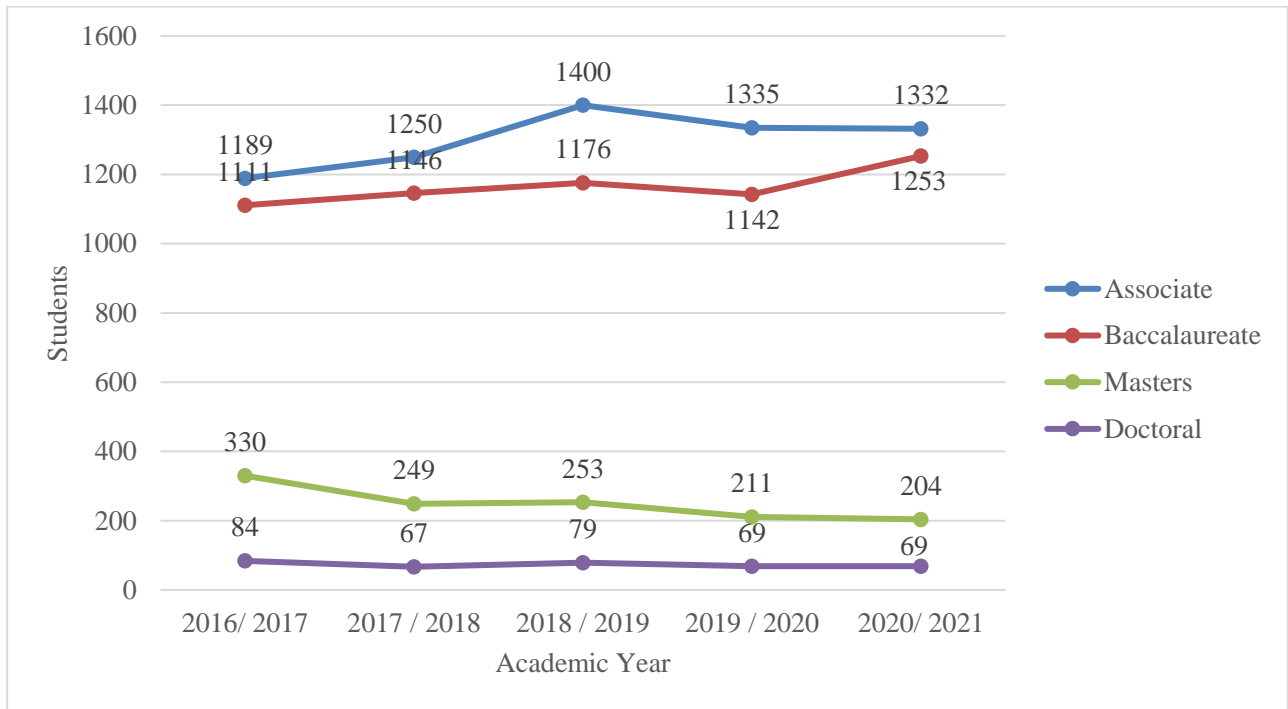
³USM – DNP enrollment includes Nurse Anesthesia Program (Post-BSN to DNP).

Graduates by Academic Year

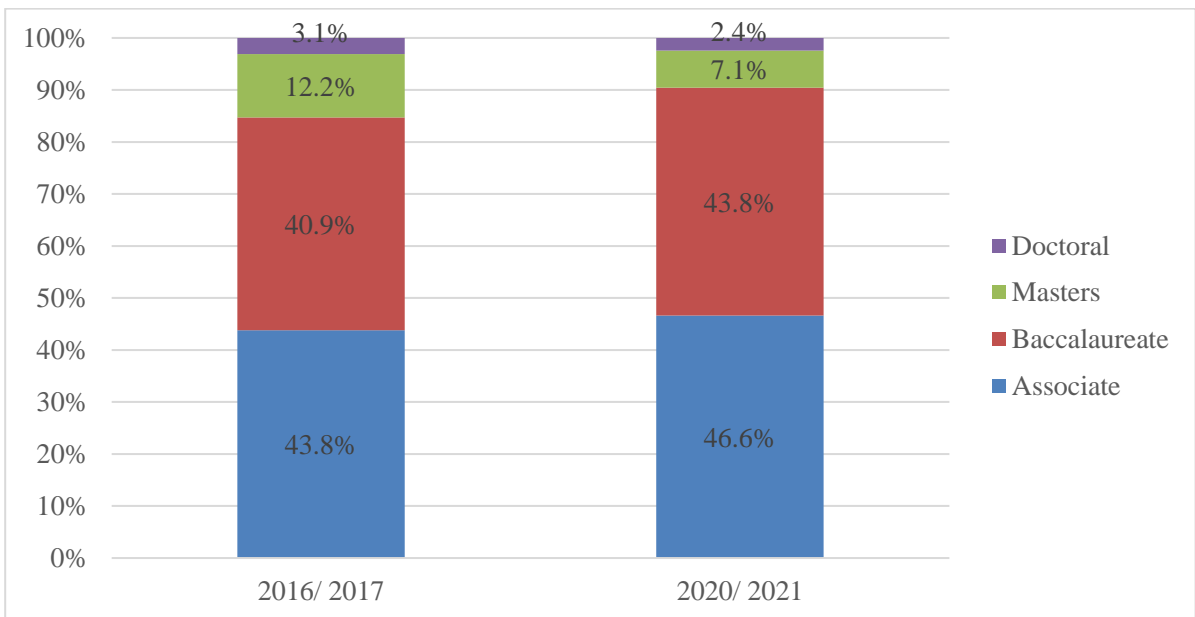
College/University Nursing Program	2016 / 2017	2017 / 2018	2018/ 2019	2019/ 2020	2020/ 2021	5-Year Average	5-Year Change
Associate							
Alcorn State University	5	16	10	18	23	14	360.0%
Coahoma Community College	19	22	22	22	16	20	-15.8%
Copiah-Lincoln Community College	23	20	25	19	19	21	-17.4%
East Central Community College	36	42	41	36	38	39	5.6%
East Mississippi Community College	24	23	20	26	39	26	62.5%
Hinds Community College	126	142	167	158	148	148	17.5%
Holmes Community College	63	72	120	85	139	96	120.6%
Itawamba Community College	87	83	96	69	88	85	1.1%
Jones County Junior College	58	67	47	71	69	62	19.0%
Meridian Community College	203	203	211	137	142	179	-30.0%
Mississippi Delta Community College	36	46	44	49	43	44	19.4%
Mississippi Gulf Coast Community College	140	177	137	173	172	160	22.9%
Mississippi University for Women	41	52	53	47	49	48	19.5%
Northeast Mississippi Community College	65	60	64	83	65	67	0.0%
Northwest Mississippi Community College	115	83	176	168	107	130	-7.0%
Pearl River Community College	86	76	80	92	85	84	-1.2%
Southwest Mississippi Community College	62	66	87	82	90	77	45.2%
Subtotal	1189	1250	1400	1335	1332	1300	12.0%
Baccalaureate							
Alcorn State University	19	43	18	24	32	27	68.4%
Belhaven University	23	22	19	30	25	24	8.70%
Delta State University	59	68	74	69	46	63	-22.0%
Mississippi College	66	84	182	166	137	127	107.6%
Mississippi University for Women	382	393	330	335	420	372	9.9%
University of Mississippi Medical Center	312	300	259	264	292	285	-6.4%
University of Southern Mississippi	166	152	190	163	200	174	20.5%
William Carey University	84	84	104	91	101	93	20.2%
Subtotal	1111	1146	1176	1142	1253	1165	12.8%
Masters							
Alcorn State University	17	9	5	7	7	9	-58.8%
Delta State University	13	10	7	5	6	8	-53.8%
Mississippi University for Women	36	31	38	27	33	33	-8.3%
University of Mississippi Medical Center	151	113	101	96	81	108	-46.4%
University of Southern Mississippi	72	65	81	63	63	69	-12.5%
William Carey University	41	21	21	13	14	22	-65.9%
Subtotal	330	249	253	211	204	249	-38.2%
Doctoral							
Alcorn State University ¹	N/A	N/A	N/A	N/A	6	6	N/A
Delta State University	6	6	4	2	3	4	-50.0%
Mississippi University for Women	6	5	3	7	2	5	-66.7%
University of Mississippi Medical Center	6	13	15	8	10	10	66.7%
University of Southern Mississippi	29	22	32	30	31	29	6.9%
William Carey University	37	21	25	22	17	24	-54.1%
Subtotal	84	67	79	69	69	78	-17.9%
TOTAL	2714	2712	2908	2757	2858	2792	5.3%

¹ASU – admitted first Doctor of Nursing Practice (DNP) class August 2019.

Graduates by Academic Year



- The overall number of nursing graduates has increased by 5.3 percent from AY2016-17 to AY2020-21.



- Nursing graduates by academic level have changed from AY2016-17 to AY2020-21.

Associate and Baccalaureate Graduates Academic Year 2020-2021

Institution/Degree	Generic Graduates ¹	LPN to RN Graduates	Other RN Graduates ²	RN to BSN Graduates	Total Graduates
Associate Degree					
Alcorn State University	14	9			23
Coahoma Community College		16			16
Copiah-Lincoln Community College	19				19
East Central Community College	30	8			38
East Mississippi Community College	21	18			39
Hinds Community College	120	26	2		148
Holmes Community College	114	25			139
Itawamba Community College	85	3			88
Jones County Junior College	64	5			69
Meridian Community College	120	21	1		142
Mississippi Delta Community College	38	5			43
Mississippi Gulf Coast Community College	135	35	2		172
Mississippi University Women	38	11			49
Northeast Mississippi Community College	51	14			65
Northwest Mississippi Community College	89	18			107
Pearl River Community College	72	13			85
Southwest Mississippi Community College	45	45			90
Subtotal	1055	272	5		1332
Baccalaureate Degree					
Alcorn State University	24			8	32
Belhaven University	23			2	25
Delta State University	32			14	46
Mississippi College	61		27	49	137
Mississippi University for Women	64		15	341	420
University of Mississippi Medical Center	95		112	85	292
University of Southern Mississippi	183		17		200
William Carey University	72			29	101
Subtotal	554		171	528	1253
TOTAL	1609	272	176	528	2585

¹Generic Graduates - Traditional track pre-licensure students

²Other RN Graduates – Accelerated 2nd Degree BSN, Dual Enrollment (ADN & BSN), Paramedic-to-RN, & Respiratory Therapist-to-RN

Masters and Doctoral Graduates Academic Year 2020-2021

Institution	Doctoral Graduates		Masters Graduates		Total Graduates
	DNP	PhD	Role		
Alcorn State University	6		Family NP	7	13
Delta State University	3		Family NP Post-Masters Family NP	5 1	9
Mississippi College			Clinical Nurse Leader	9	9
Mississippi University for Women	2		Family NP	33	35
University of Mississippi Medical Center	8	2	Administration/Executive Education Family NP Post-Masters Family NP Acute Care Adult Geri NP Post-Masters Acute Care Adult Geri NP Adult Geri NP Post-Masters Adult Geri NP Family Psych MH NP Post-Masters Family Psych MH NP Neonatal NP Acute Primary Care Pediatric NP	14 4 29 5 5 1 3 3 5 9 1 2	91
University of Southern Mississippi	28	3	Family NP Post-Masters Family NP Family Psych MH NP Post-Masters Family Psych MH NP	38 4 7 14	94
William Carey University		17	Education	14	31
Total Graduates AY 2020/2021	47	22		213	282
Total Graduates AY 2019/2020	40	29		211	280
Total Graduates AY 2018/2019	44	35		253	332
Total Graduates AY 2017/2018	42	25		249	316
Total Graduates AY 2016/2017	40	44		330	414

NCLEX-RN® Pass Rates
Mississippi Undergraduate Nursing Programs
Calendar Years 2019-2021

(Source: MS Board of Nursing/National Council of State Boards of Nursing)

STANDARD VI: Outcomes. 2. a. NCLEX Pass Rates: Annual NCLEX pass rates for all test takers (1st and repeat) will be at 80% or above over a three-year period.

Nursing Programs	2019	2020	2021	3-Year Pass Rate
Alcorn State University	100%	100%	91.30%	94.23%
Coahoma Community College	95.45%	100%	95.00%	96.49%
Copiah-Lincoln Community College	100%	100%	100%	100%
East Central Community College	97.22%	97.22%	92.11%	95.45%
East Mississippi Community College	100%	100%	94.59%	97.73%
Hinds Community College	93.21%	95.77%	97.10%	95.25%
Holmes Community College	100%	91.67%	97.22%	95.71%
Itawamba Community College	94.79%	100%	94.25%	96.03%
Jones County Junior College	100%	97.18%	98.55%	98.40%
Meridian Community College	95.29%	97.08%	96.35%	96.13%
Mississippi Delta Community College	100%	95.92%	100%	98.47%
Mississippi Gulf Coast Community College	99.03%	98.51%	97.44%	98.48%
Mississippi University for Women	100%	100%	100%	100%
Northeast Mississippi Community College	98.46%	97.59%	93.75%	96.70%
Northwest Mississippi Community College	97.35%	97.62%	98.89%	97.91%
Pearl River Community College	96.35%	97.85%	95.06%	96.48%
Southwest Mississippi Community College	98.92%	97.50%	98.89%	98.47%
Associate Degree Pass Rate	96.72%	97.27%	96.76%	
Alcorn State University	100%	92.86%	100%	98.00%
Belhaven University	100%	100%	91.30%	96.77%
Delta State University	100%	97.22%	96.43%	98.02%
Mississippi College	95.12%	93.18%	94.67%	94.41%
Mississippi University for Women	98.41%	100%	100%	99.47%
University of Mississippi Medical Center	100%	99.39%	95.85%	98.09%
University of Southern Mississippi	99.46%	97.93%	98.35%	98.63%
William Carey University	94.20%	98.61%	100%	97.65%
Bachelor Degree Pass Rate	97.45%	98.04%	97.23%	
ADN and BSN Pass Rate Combined	96.96%	97.49%	96.93%	
National Pass Rate (1st Write Only)	88.18%	86.57%	82.48%	
National Pass Rate (Repeat)	44.02%	42.94%	45.52%	
TOTAL Mississippi Graduates taking NCLEX-RN®	1976	1885	1890	

Student/Faculty Ratios Fall 2021

STANDARD IV. Curriculum. *Undergraduate student-to-faculty ratios must be no more than 15 to 1 for total enrollment, 10 to 1 for clinical laboratory courses that require direct supervision, and 15 to 1 for those courses that do not require direct supervision. Graduate student-to-faculty ratios must be no more than 15 to 1 for total enrollment, 15 to 1 in graduate clinical courses, 2 to 1 for advanced practice clinical courses that require direct supervision, and 6 to 1 for advanced practice clinical courses that do not require direct supervision.*

Nursing Program	Student Enrollment	Total Faculty Number (FTE)	Student/Faculty Total Enrollment Ratio	Meets Student/Faculty Clinical Ratio
Associate Degree				
Alcorn State University	50	5 (3.50)	10:1	Yes
Coahoma Community College	33	4 (4.00)	8:1	Yes
Copiah-Lincoln Community College	61	9 (9.00)	7:1	Yes
East Central Community College	78	11 (10.20)	7:1	Yes
East Mississippi Community College	76	6 (6.00)	13:1	Yes
Hinds Community College	312	31 (30.60)	10:1	Yes
Holmes Community College	253	34 (26.30)	7:1	Yes
Itawamba Community College	180	16 (15.20)	11:1	Yes
Jones County Junior College	149	13(13.00)	11:1	Yes
Meridian Community College	308	34 (33.50)	9:1	Yes
Mississippi Delta Community College	91	12 (11.25)	8:1	Yes
Mississippi Gulf Coast Community College	332	32 (29.51)	10:1	Yes
Mississippi University for Women	94	12 (12.00)	8:1	Yes
Northeast Mississippi Community College	173	15(14.10)	12:1	Yes
Northwest Mississippi Community College	260	25 (20.20)	10:1	Yes
Pearl River Community College	216	25 (22.00)	9:1	Yes
Southwest Mississippi Community College	156	16 (14.20)	10:1	Yes
Baccalaureate Degree				
Alcorn State University	78	9 (5.70)	9:1	Yes
Belhaven University	53	11 (5.70)	5:1	Yes
Delta State University	119	13(9.59)	9:1	Yes
Mississippi College	221	35 (23.31)	6:1	Yes
Mississippi University for Women	413	35 (25.83)	12:1	Yes
University of Mississippi Medical Center	434	40 (36.90)	11:1	Yes
University of Southern Mississippi	354	25 (23.00)	14:1	Yes
William Carey University	182	29 (26.25)	6:1	Yes
Graduate Degree				
Alcorn State University	30	14 (4.40)	2:1	Yes
Delta State University	57	17 (6.80)	3:1	Yes
Mississippi College ¹	17	8 (3.34)	2:1	Yes
Mississippi University for Women	46	14 (7.50)	3:1	Yes
University of Mississippi Medical Center	412	44 (33.30)	9:1	Yes
University of Southern Mississippi	162	16 (13.75)	10:1	Yes
William Carey University	92	22 (7.91)	4:1	Yes
TOTAL	5492	632 (507.84)		

*Total Faculty Number may include duplicated numbers due to faculty teaching across degree levels.

*Graduate Degree Student Enrollment data for Master of Science in Nursing (MSN) and Doctor of Nursing Practice (DNP) programs.

¹Mississippi College – admitted first MSN class August 2019.

Faculty Vacancies and Preparation by Institution Fall 2021

Institution	Program Vacancy				Faculty Preparation				Total Faculty FTE
	ADN	BSN	MSN	DNP/PhD	ADN/BSN ¹	MSN	Doctorate	Other ²	
Alcorn State University			1			6.80	6.40	0.40	13.60
Belhaven University						2.30	3.40		5.70
Coahoma Community College						2.0	2.0		4.00
Copiah-Lincoln Community College						8.0	1.0		9.00
Delta State University			1		0.8	6.96	8.63		16.39
East Central Community College						9.20	1		10.20
East Mississippi Community College						3.0	3.0		6.00
Hinds Community College	7					23.70	6.9		30.60
Holmes Community College					0.3	18.70	7.3		26.30
Itawamba Community College						3.20	12		15.20
Jones County Junior College						13.0			13.00
Meridian Community College	1					26.50	7		33.50
Mississippi College					2.6	16.65	7.40		26.65
Mississippi Delta Community College						10.25	1		11.25
Mississippi Gulf Coast Community College	8					24.01	5.50		29.51
Mississippi University for Women		1				21.98	23.35		45.33
Northeast Mississippi Community College						3.0	11.1		14.10
Northwest Mississippi Community College	1					19.20	1.0		20.20
Pearl River Community College						16.60	5.4		22.00
Southwest Mississippi Community College					2.0	14			14.20
University of Mississippi Medical Center						23.60	40.6	6	70.2
University of Southern Mississippi						17.50	19.25		36.75
William Carey University		2				20.08	14.08		34.16
Total Fall 2021	17	3	2	0	5.70	310.23	135.68	6.40	458.01

Faculty preparation includes full-time, part-time, and adjunct.

¹ADN or BSN Prepared Faculty – approved faculty exception currently pursuing a master’s degree in nursing, with completion in 3 years

²Other (Non-Nurse Faculty) – EdD Higher Education, MA Higher Education, MS Instructional Technology, PhD Biochemistry, PhD Biostatistics, PhD Counseling Psychology, PhD Molecular Biology, PhD Molecular Medicine, PhD Instructional Systems and Workforce Development, PhD Pharmaceutical Science, and USM Nurse Anesthesia Program (Volunteer/no cost: 3 Anesthesiologist; 13 CRNA Clinical Instructors).

Degree Completion Rates by Degree Level

STANDARD VI: Outcomes. 2. b. Degree Completion Rates: *Expected levels of achievement for program completion are determined by the faculty, reflect program demographics, academic progression, program history, best practices, and will be within 150 percent of the stated program length over a three-year period.*

College/University Nursing Program	Academic Year			ELA*	3-Year Rate
	2018/2019	2019/2020	2020/2021		
Associate Degree					
Alcorn State University	86.67%	72.73%	65.22%	60%	73.47%
Coahoma Community College	84.00%	87.50%	65.00%	55%	79.71%
Copiah-Lincoln Community College	58.54%	69.70%	73.33%	50%	66.35%
East Central Community College ¹	83.67%	76.60%	66.67%	50%	75.16%
East Mississippi Community College	70.37%	89.66%	60.61%	60%	73.03%
Hinds Community College	73.46%	84.18%	84.13%	60%	80.24%
Holmes Community College	55.00%	67.46%	76.26%	60%	66.75%
Itawamba Community College	78.85%	64.49%	64.91%	60%	68.82%
Jones County Junior College	87.50%	82.76%	68.92%	60%	79.08%
Meridian Community College	72.76%	63.21%	58.98%	60%	65.25%
Mississippi Delta Community College	72.13%	64.10%	61.11%	60%	65.40%
Mississippi Gulf Coast Community College	60.89%	65.28%	71.37%	60%	65.94%
Mississippi University for Women	71.60%	81.43%	69.70%	60%	74.19%
Northeast Mississippi Community College	74.67%	71.59%	79.35%	60%	75.29%
Northwest Mississippi Community College	73.30%	73.21%	69.93%	60%	72.23%
Pearl River Community College	76.24%	72.97%	73.55%	60%	74.17%
Southwest Mississippi Community College	70.00%	76.85%	75.0%	60%	74.21%
Baccalaureate					
Alcorn State University	100%	85.71%	93.55%	60%	94.44%
Belhaven University	91.67%	88.24%	89.66%	80%	89.66%
Delta State University	86.05%	88.46%	88.46%	70%	87.50%
Mississippi College	95.74%	94.32%	94.48%	70%	94.70%
Mississippi University for Women	90.10%	93.14%	94.64%	70%	92.74%
University of Mississippi Medical Center ²	97.74%	98.11%	95.62%	75%	97.09%
University of Southern Mississippi	89.47%	100%	80.98%	80%	87.52%
William Carey University	71.55%	88.14%	80.67%	70%	80.17%
Masters					
Alcorn State University	69.23%	60.00%	87.50%	70%	70.97%
Delta State University	83.33%	83.33%	100%	70%	88.89%
Mississippi University for Women	100%	93.10%	89.19%	80%	94.23%
University of Mississippi Medical Center ³	93.52%	97.92%	96.43%	75%	94.23%
University of Southern Mississippi	98.25%	95.24%	100%	80%	97.58%
William Carey University ⁴	81.82%	94.44%	100%	86.67%	91.89%
Doctor of Nursing Practice					
Alcorn State University ⁵	N/A	N/A	100%	70%	N/A
Delta State University	80.00%	100%	100%	70%	90.00%
Mississippi University for Women	100%	100%	100%	80%	100.00%
University of Mississippi Medical Center ⁶	93.75%	66.67%	75%	75%	85.19%
University of Southern Mississippi	96.00%	100%	100%	75%	98.70%

*ELA – Expected levels of achievement

¹ ECCC- ADN average ELA for three-year period (ELA 55% 2018/2019 & 2019/2020; 40% 2020/2021)

²UMMC – BSN average ELA for three-year period (ELA 85% 2018/19; 70% 2019/20 & 2020/21)

³UMMC – MSN average ELA for three-year period (ELA 85% 2018/19; 70% 2019/20 & 2020/21)

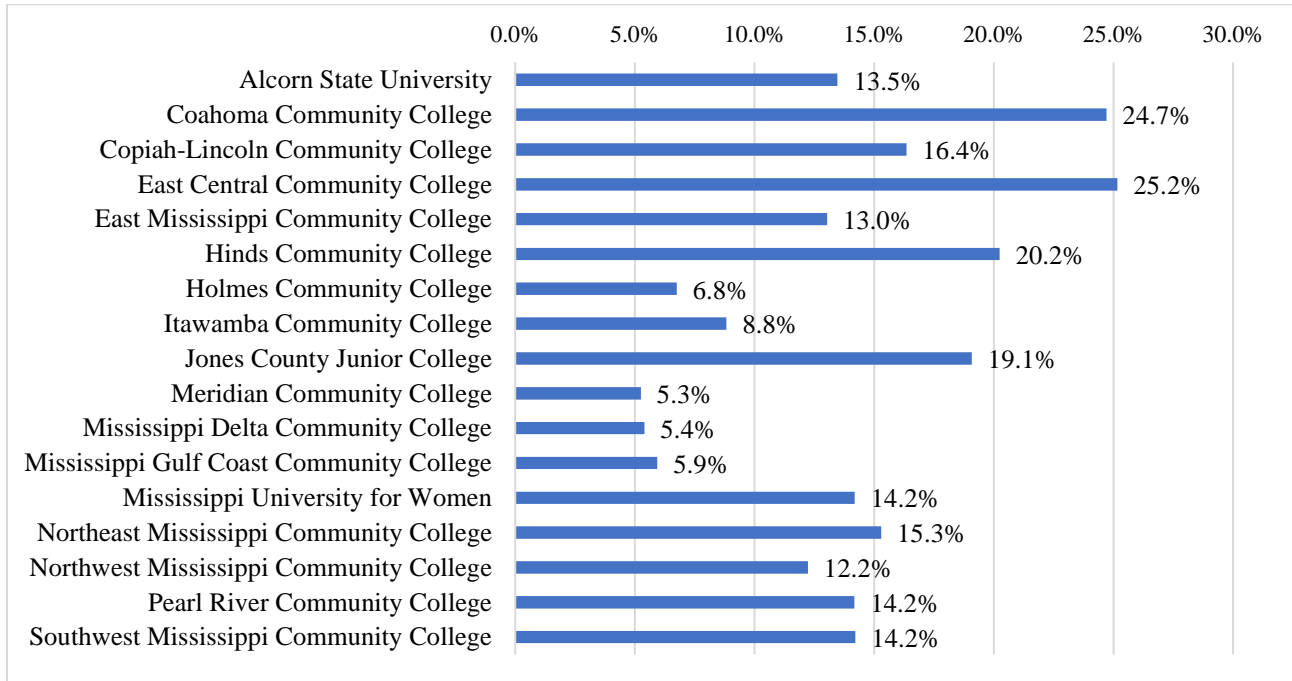
⁴ WCU- MSN average ELA for three-year period (ELA 90% 2018/19 & 2019/20; 80% 2020/21)

⁵ASU – admitted first Doctor of Nursing Practice (DNP) class August 2019

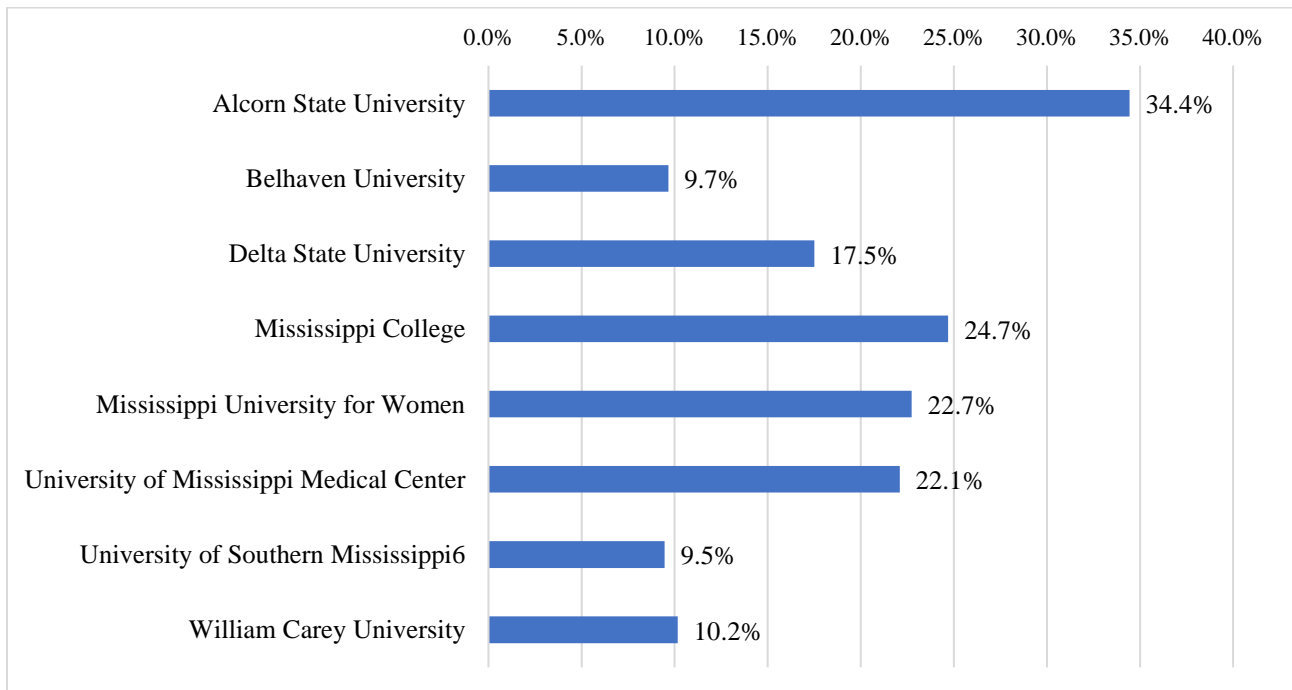
⁶UMMC – DNP average ELA for three-year period (ELA 85% 2018/19; 70% 2019/20 & 2020/21)

Degree Completion Rates Above or Below Expected Levels of Achievement (ELA)

Associate Degree



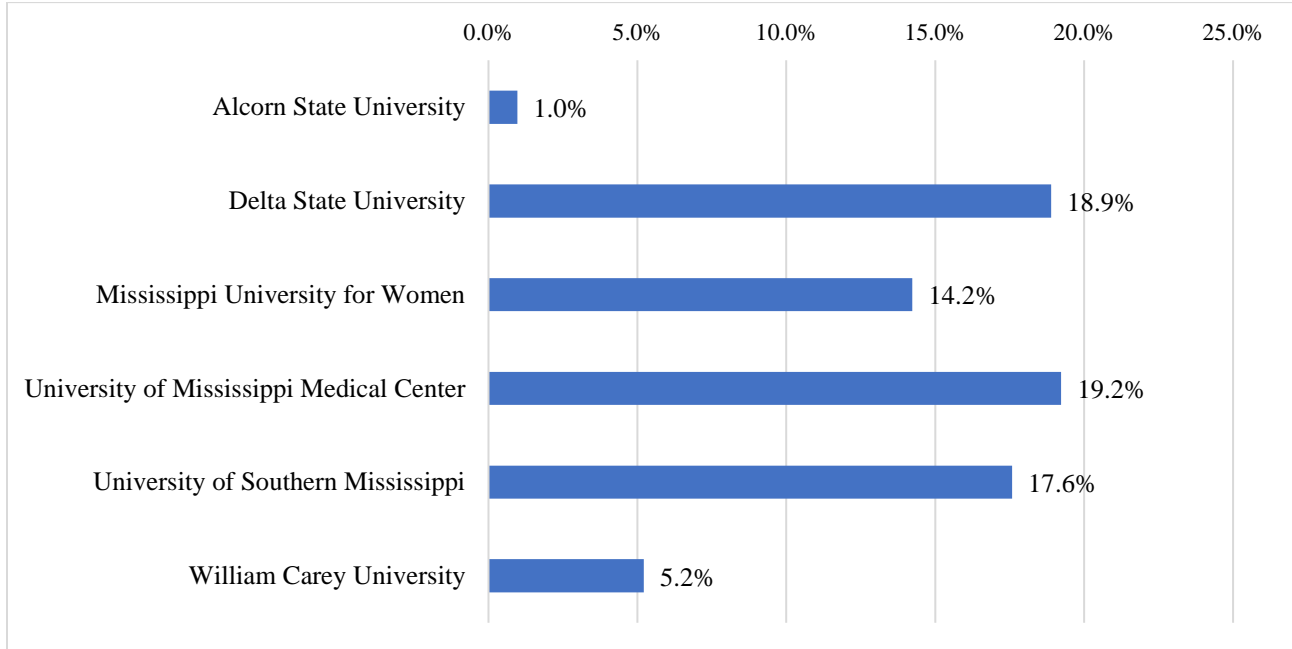
Baccalaureate Degree



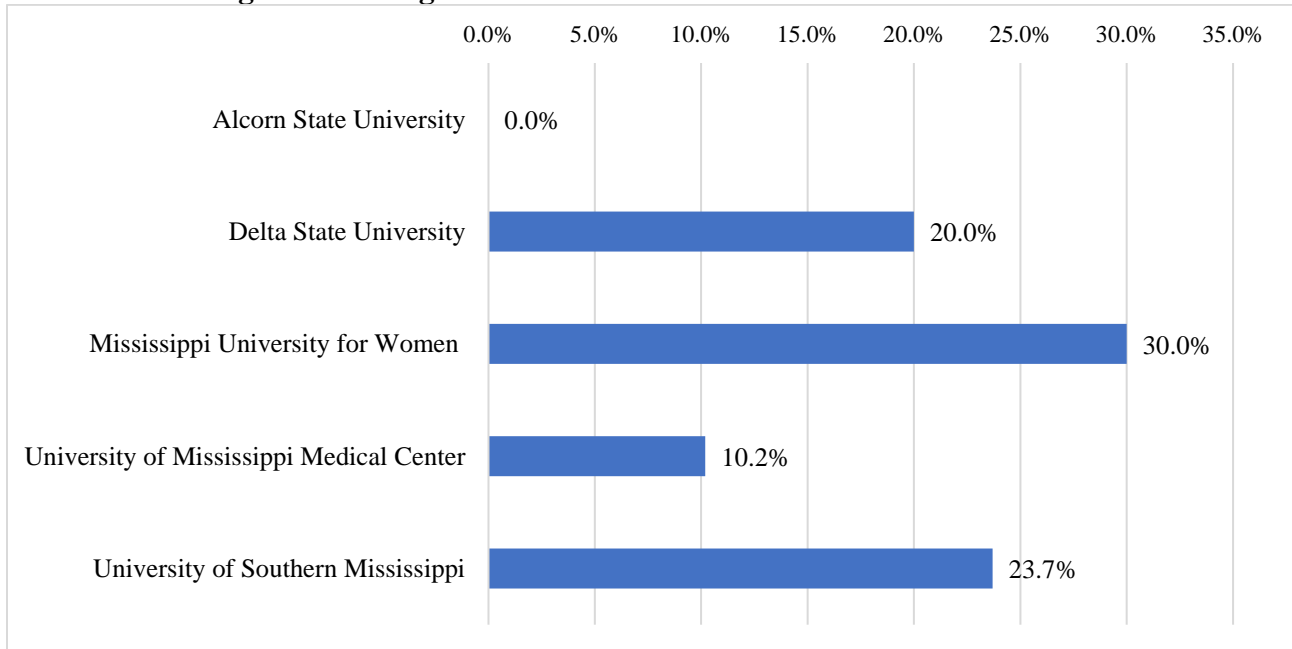
Note: Zero (0.0%) or positive values indicate three-year completion rates meet or exceed Expected Levels of Achievement (ELA) rates. Negative values indicate completion rates fell below ELA rates.

Degree Completion Rates Above or Below Expected Levels of Achievement (ELA)

Masters Degree



Doctor of Nursing Practice Degree



Note: Zero (0.0%) or positive values indicate three-year completion rates meet or exceed Expected Levels of Achievement (ELA) rates. Negative values indicate completion rates fell below ELA rates.

Nurse Practitioner and Nurse Anesthesia Certification Rates Calendar Years 2018-2020

STANDARD VI: Outcomes. 2. c. Certification Pass Rates:

Annual nurse practitioner certification exam pass rates for all test takers (1st and repeat) will be at 80% or above over a three-year period.

College/University Nursing Program	2018	2019	2020	3-Year Rate
Alcorn State University	88.89%	80.00%	71.43%	80.95%
Delta State University	100%	90.00%	100%	96.55%
Mississippi University for Women	97.37%	96.15%	96.67%	96.81%
University of Mississippi Medical Center	100%	100%	96.97%	99.17%
University of Southern Mississippi	88.07%	93.55%	81.25%	87.19%

Annual nurse anesthesia certification exam pass rates for all test takers (1st and repeat) will be at 80% or above over a three-year period. v

College/University Nursing Program	2018	2019	2020	3-Year Rate
University of Southern Mississippi	90.91%	100%	100%	96.77%

National Accreditation Status and Site Visit Schedule

III. STANDARDS FOR ACCREDITATION. *All Nursing Education Programs must be accredited by a national nursing education accrediting body.*

Nursing Program	Accreditation Status		Date of Next Accreditation Visit
	ACEN*	CCNE**	
Associate Degree			
Alcorn State University	Continuing Accreditation		Spring 2023
Coahoma Community College	Continuing Accreditation		Fall 2027
Copiah-Lincoln Community College	Continuing Accreditation		Spring 2026
East Central Community College	Continuing Accreditation		Fall 2026
East Mississippi Community College	Continuing Accreditation		Fall 2024
Hinds Community College	Continuing Accreditation		Fall 2026
Holmes Community College	Continuing Accreditation		Spring 2027
Itawamba Community College	Continuing Accreditation		Spring 2028
Jones County Junior College	Continuing Accreditation		Fall 2026
Meridian Community College	Continuing Accreditation		Spring 2026
Mississippi Delta Community College	Continuing Accreditation		Spring 2029
Mississippi Gulf Coast Comm College	Continuing Accreditation		Spring 2028
Mississippi University for Women	Continuing Accreditation		Fall 2021
Northeast Mississippi Community College	Continuing Accreditation		Spring 2023
Northwest Mississippi Comm College	Continuing Accreditation		Fall 2026
Pearl River Community College	Continuing Accreditation		Spring 2027
Southwest Mississippi Comm College	Continuing Accreditation		Spring 2028
Baccalaureate/Higher Degree			
Alcorn State University	Continuing Accreditation Continuing Accreditation With Conditions Full Accreditation		Fall 2023 BSN Fall 2022 MSN/Post- Masters Certificate Program Follow-Up Report Fall 2025 DNP
Belhaven University		Continuing Accreditation	Spring 2031
Delta State University		Continuing Accreditation Continuing Accreditation	Spring 2030 BSN/MSN/ DNP/Post-Graduate APRN
Mississippi College		Continuing Accreditation Full Accreditation	Spring 2022 BSN Fall 2025 MSN
Mississippi University for Women		Continuing Accreditation Continuing Accreditation	Spring 2030 BSN/MSN/ DNP/Post-Graduate APRN
University of Mississippi Medical Center		Continuing Accreditation Continuing Accreditation	Spring 2022 BSN/MSN DNP/Post-Graduate APRN
University of Southern Mississippi		Continuing Accreditation Continuing Accreditation Continuing Accreditation	Spring 2022 BSN/MSN Spring 2027 DNP/Post-Graduate APRN Fall 2023 NAP (COA)
William Carey University		Continuing Accreditation	Spring 2022 BSN/MSN

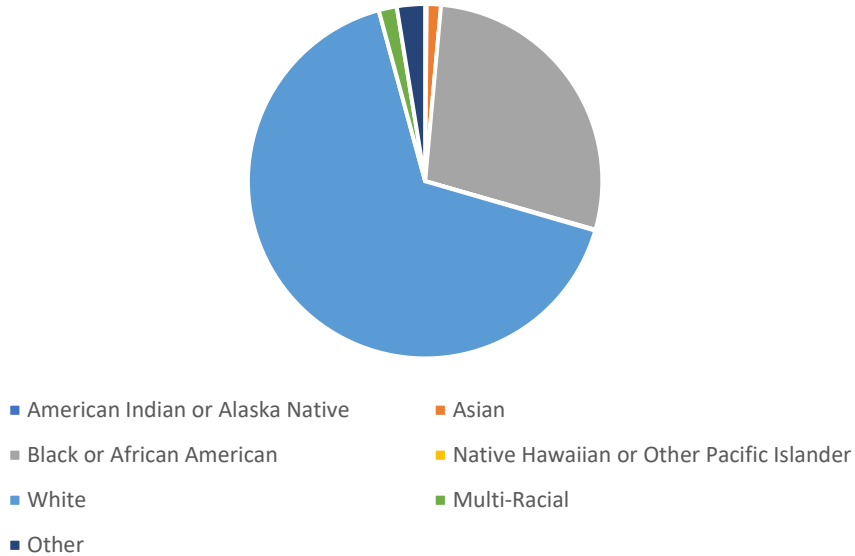
ACEN – Accreditation Commission for Education in Nursing. CCNE – Commission on Collegiate Nursing Education.
COA - Council on Accreditation of Nurse Anesthesia Educational Programs.

Demographic Make-up of Prelicensure RN Students in Mississippi

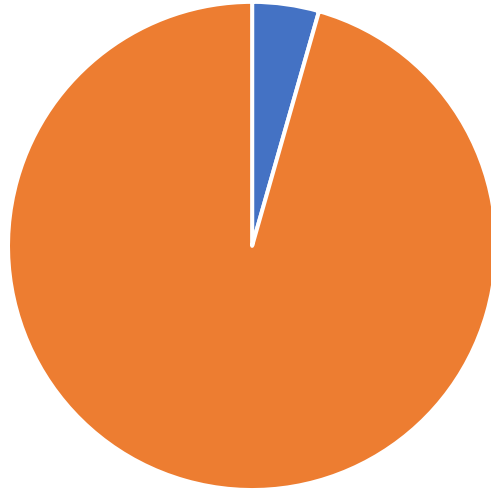
Data Provided by Annual Prelicensure Survey Report by National Council State Board of Nursing (NCSBN)

Average Age of Students in Associate Degree Programs:	26
Average Age of Students in Baccalaureate Degree Programs:	23
Average Age of Students in Combined Prelicensure Programs:	25

Racial Composition

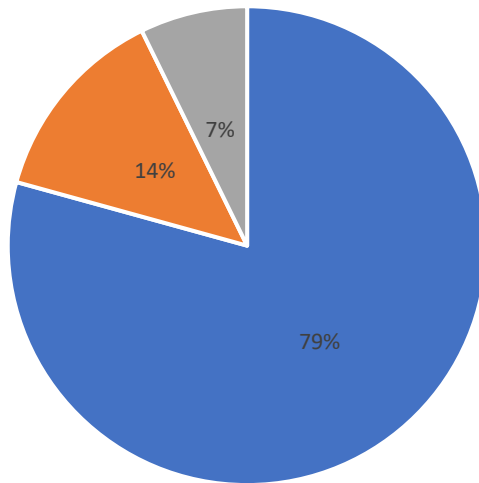


Ethnic Composition



■ Hispanic or Latino or Spanish Origin ■ Non-Hispanic or Latino or Spanish Origin

Gender



■ Female ■ Male ■ Other