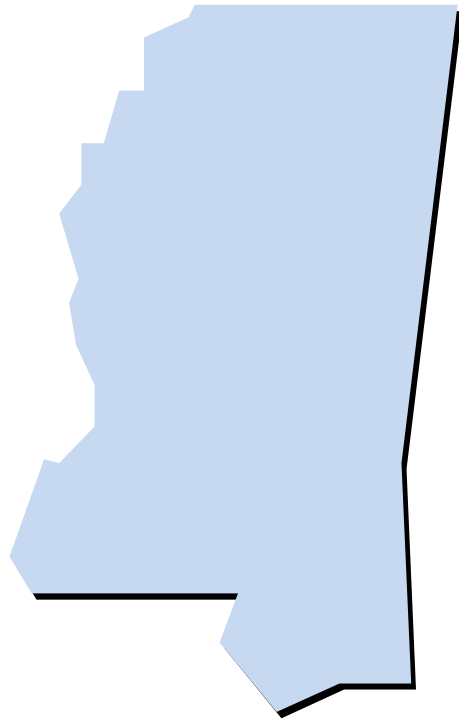


ANNUAL REPORT FOR MISSISSIPPI NURSING
DEGREE PROGRAMS

Nursing Education in
MISSISSIPPI



Janette S. McCrory, DNP, RN
Director of Nursing Education

May 20, 2021

Office of Academic and Student Affairs
Mississippi Institutions of Higher Learning

TABLE OF CONTENTS

Admissions by Academic Year	Page 3
Enrollment by Fall Term	Page 5
Graduate Program Enrollment by Clinical Practice Role	Page 7
Graduates by Academic Year	Page 8
Associate and Baccalaureate Graduates	Page 10
Masters and Doctoral Graduates	Page 11
NCLEX-RN® Pass Rates	Page 12
Student/Faculty Ratios	Page 13
Faculty Vacancies and Preparation by Institution	Page 14
Degree Completion Rates by Degree Level	Page 15
Nurse Practitioner and Nurse Anesthesia Certification Rates	Page 18
National Accreditation Status and Schedule	Page 19

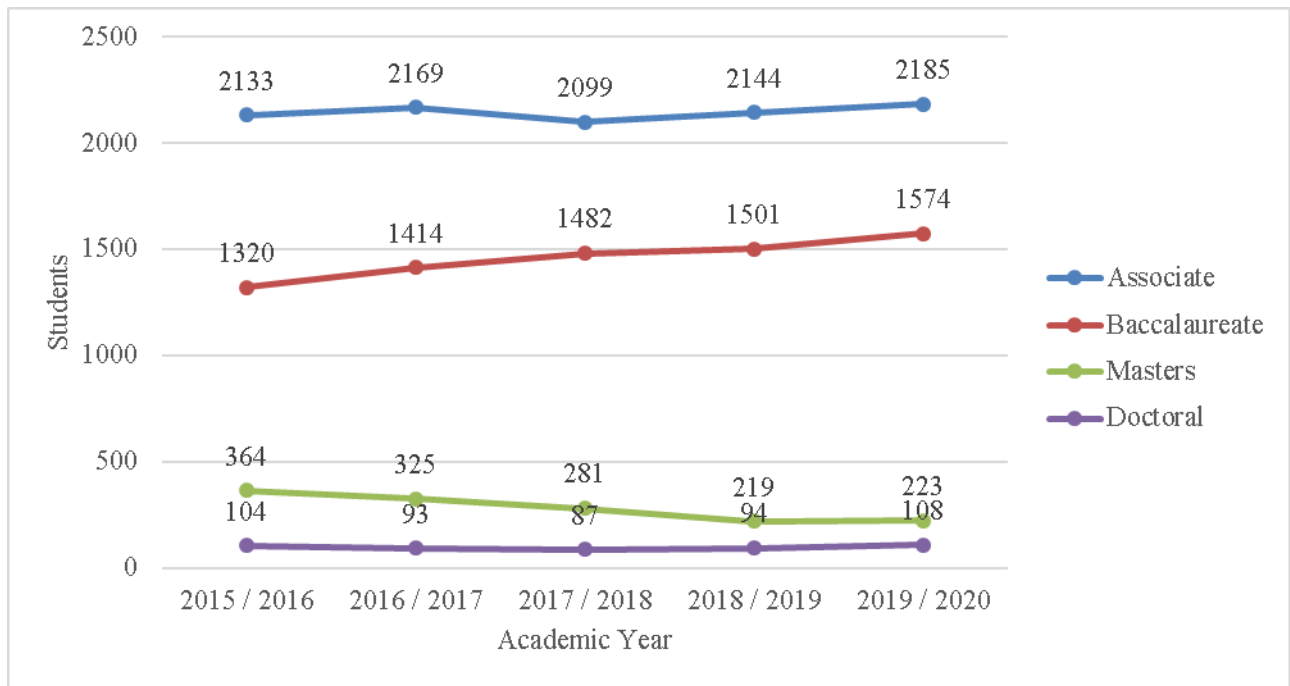
Admissions by Academic Year

College/University Nursing Program	2015/ 2016	2016 / 2017	2017 / 2018	2018 / 2019	2019/ 2020	5-Year Average	5-Year Change
Associate							
Alcorn State University	28	21	18	23	24	23	-14.3%
Coahoma Community College	19	31	29	30	31	28	63.2%
Copiah-Lincoln Community College	66	51	46	40	41	49	-37.9%
East Central Community College	65	55	49	63	58	58	-10.8%
East Mississippi Community College	27	29	33	47	71	41	163.0%
Hinds Community College	238	262	245	264	233	248	-2.1%
Holmes Community College	142	157	175	158	169	160	19.0%
Itawamba Community College	166	166	155	133	147	153	-11.4%
Jones County Junior College	85	94	92	82	81	87	-4.7%
Meridian Community College	305	306	260	303	295	294	-3.3%
Mississippi Delta Community College	63	59	74	67	79	68	25.4%
Mississippi Gulf Coast Community College	302	321	306	293	290	302	-4.0%
Mississippi University for Women	66	74	84	81	83	78	25.8%
Northeast Mississippi Community College	108	112	112	119	106	111	-1.9%
Northwest Mississippi Community College	189	174	152	195	205	183	8.5%
Pearl River Community College	160	131	132	128	124	135	-22.5%
Southwest Mississippi Community College	104	126	137	118	148	127	42.3%
Subtotal	2133	2169	2099	2144	2185	2146	2.4%
Baccalaureate							
Alcorn State University	61	39	36	41	33	42	-45.9%
Belhaven University	31	24	21	32	25	27	-19.4%
Delta State University	65	60	64	83	84	71	29.2%
Mississippi College	82	145	233	203	293	191	257.3%
Mississippi University for Women	401	431	402	398	471	421	17.5%
University of Mississippi Medical Center	336	336	353	324	313	332	-6.8%
University of Southern Mississippi	237	239	172	260	224	226	-5.5%
William Carey University	107	140	201	160	131	148	22.4%
Subtotal	1320	1414	1482	1501	1574	1458	19.2%
Masters							
Alcorn State University	23	15	14	8	7	13	-69.6%
Delta State University	14	11	8	6	10	10	-28.6%
Mississippi College ¹	N/A	N/A	N/A	N/A	11	11	N/A
Mississippi University for Women	38	36	38	31	29	34	-23.7%
University of Mississippi Medical Center	168	128	121	115	83	123	-50.6%
University of Southern Mississippi	78	98	80	38	66	72	-15.4%
William Carey University	43	37	20	21	17	28	-60.5%
Subtotal	364	325	281	219	223	291	-38.7%
Doctoral							
Alcorn State University ²	N/A	N/A	N/A	N/A	6	6	N/A
Delta State University	9	6	9	5	13	8	44.4%
Mississippi University for Women	11	13	6	6	2	8	-81.8%
University of Mississippi Medical Center	17	17	14	11	13	14	-23.5%
University of Southern Mississippi	37	29	26	41	47	36	27.0%
William Carey University	30	28	32	31	27	30	-10.0%
Subtotal	104	93	87	94	108	102	3.8%
TOTAL	3921	4001	3949	3958	4090	3997	4.3%

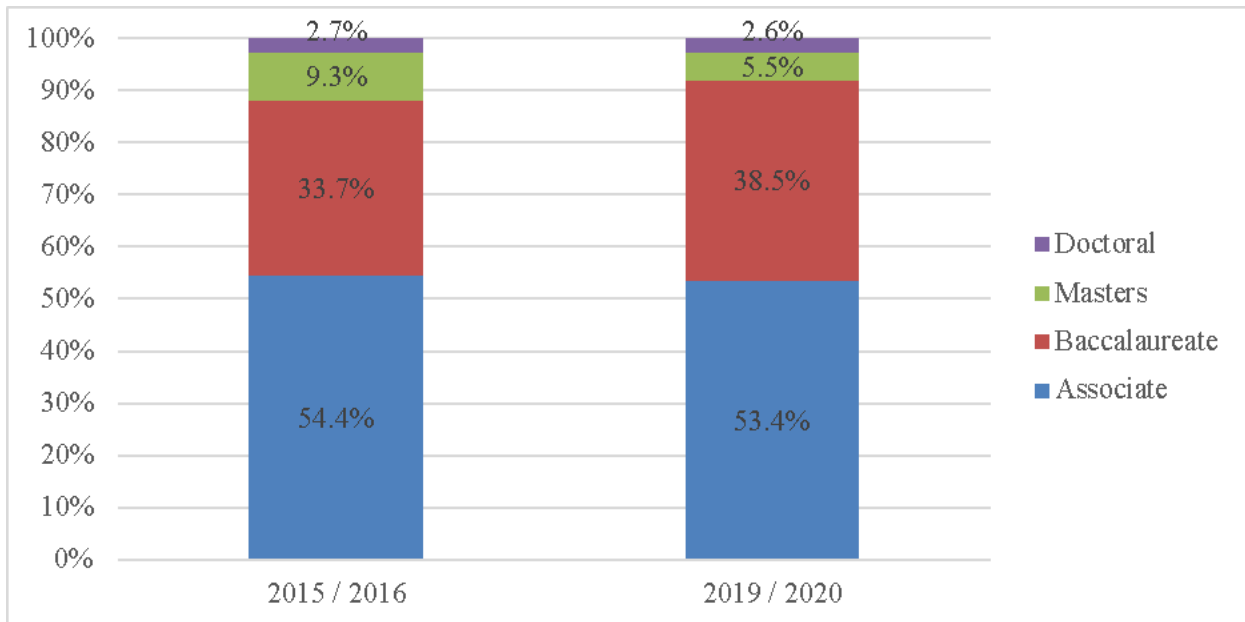
¹Mississippi College – admitted first MSN class August 2019.

²ASU – admitted first Doctor of Nursing Practice (DNP) class August 2019.

Admissions by Academic Year



- The overall total number of nursing admissions has increased by 4.3 percent from AY2015-16 to AY2019-20. This increase has been in the Associate (2.4%), Baccalaureate (19.2%), and Doctoral (3.8%) programs. Masters (-38.7%) programs experienced the only decrease.



- Nursing admissions by academic level have changed slightly from AY2015-16 to AY2019-20. Lower percentages of admissions are at the Masters level and higher percentages have been at the Baccalaureate level.

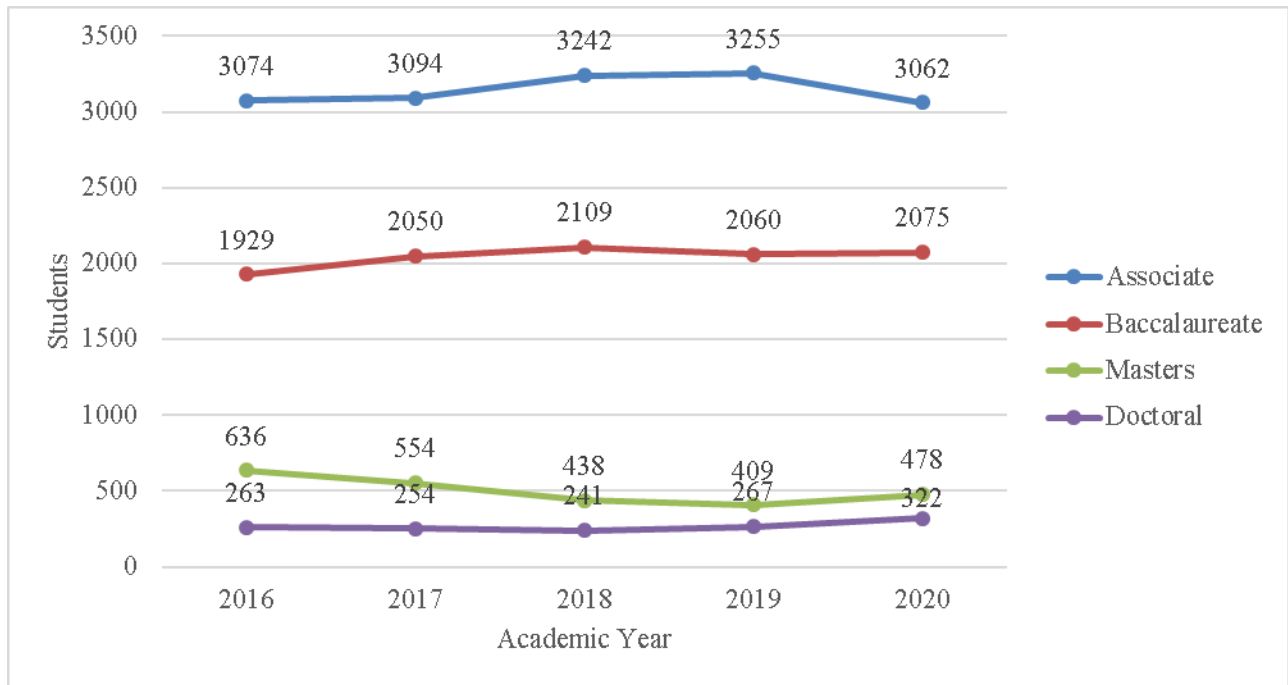
Enrollment by Fall Term

College/University Nursing Program	2016	2017	2018	2019	2020	5-Year Average	5-Year Change
Associate							
Alcorn State University	29	31	35	37	45	35	55.2%
Coahoma Community College	26	29	26	19	27	25	3.8%
Copiah-Lincoln Community College	91	79	78	68	67	77	-26.4%
East Central Community College	83	86	84	89	75	83	-9.6%
East Mississippi Community College	53	51	49	74	89	63	67.9%
Hinds Community College	404	378	396	386	367	386	-9.2%
Holmes Community College	191	196	250	288	292	243	52.9%
Itawamba Community College	246	245	233	220	218	232	-11.4%
Jones County Junior College	155	156	149	163	154	155	-0.6%
Meridian Community College	442	476	434	414	365	426	-17.4%
Mississippi Delta Community College	100	111	105	114	104	107	4.0%
Mississippi Gulf Coast Community College	332	368	456	442	370	394	11.4%
Mississippi University for Women	98	114	116	111	113	110	15.3%
Northeast Mississippi Community College	187	182	187	191	169	183	-9.6%
Northwest Mississippi Community College	273	239	259	245	230	249	-15.8%
Pearl River Community College	212	195	214	218	206	209	-2.8%
Southwest Mississippi Community College	152	158	171	176	171	166	12.5%
Subtotal	3074	3094	3242	3255	3062	3145	-0.4%
Baccalaureate							
Alcorn State University	58	64	55	54	66	59	13.8%
Belhaven University	55	48	51	59	53	53	-3.6%
Delta State University	148	146	158	155	120	145	-18.9%
Mississippi College	171	285	358	251	252	263	47.4%
Mississippi University for Women	490	457	456	532	529	493	8.0%
University of Mississippi Medical Center	436	399	390	390	436	410	0.0%
University of Southern Mississippi	413	428	439	412	409	420	-1.0%
William Carey University	158	223	202	207	210	200	32.9%
Subtotal	1929	2050	2109	2060	2075	2002	7.6%
Masters							
Alcorn State University	30	20	12	14	14	18	-53.3%
Delta State University	24	15	13	13	17	16	-29.2%
Mississippi College ¹	N/A	N/A	N/A	6	17	12	N/A
Mississippi University for Women	31	38	29	37	29	33	-6.5%
University of Mississippi Medical Center	330	277	227	195	278	261	-15.8%
University of Southern Mississippi	151	157	128	107	93	127	-38.4%
William Carey University	70	47	29	37	30	43	-57.1%
Subtotal	636	554	438	409	478	540	-24.8%
Doctoral							
Alcorn State University ²	N/A	N/A	N/A	6	13	10	N/A
Delta State University	16	21	14	15	15	16	-6.3%
Mississippi University for Women	13	9	9	9	17	11	30.8%
University of Mississippi Medical Center	66	65	40	44	50	53	-24.2%
University of Southern Mississippi	97	90	103	119	144	111	48.5%
William Carey University	71	69	75	74	83	74	16.9%
Subtotal	263	254	241	267	322	275	22.4%
TOTAL	5902	5952	6030	5991	5937	5963	0.6%

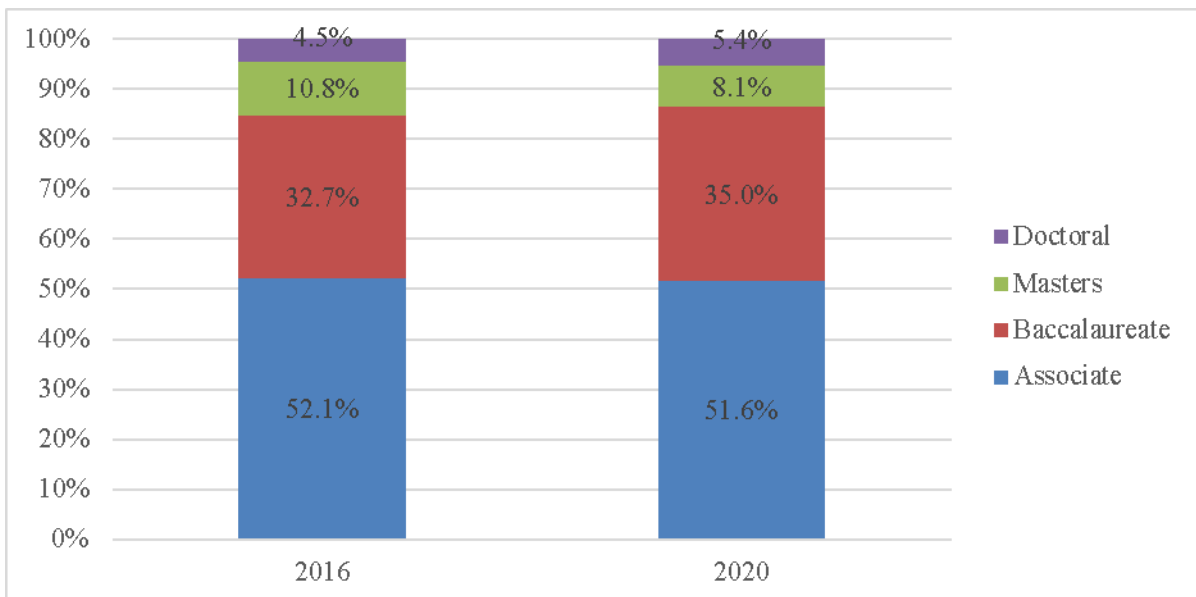
¹Mississippi College – admitted first MSN class August 2019.

²ASU – admitted first Doctor of Nursing Practice (DNP) class August 2019.

Enrollment by Fall Term



- Nursing enrollment has slightly increased (0.6%) from Fall 2016 to Fall 2020. Increases have been in the Baccalaureate (7.6%) and Doctoral (22.4%) programs. Enrollment in Associate (-0.4%) have remained relatively stable while Masters (-24.8%) programs have seen a decrease.



- Nursing enrollment by academic level has changed slightly from Fall 2016 to Fall 2020. Higher percentages of students are enrolling at the Baccalaureate and Doctoral levels while fewer percentages of students are enrolling at the Masters level.

Graduate Program Enrollment by Clinical Practice Role Fall 2020

Institution	Doctoral Enrollment			Masters Enrollment		Total Graduate Enrollment
	DNP	PhD	Other*	Role		
Alcorn State University ¹	13			Family NP Post-Masters Family NP Education	12 1 1	27
Delta State University	15			Family NP Post-Masters Family NP	16 1	32
Mississippi College ²				Clinical Nurse Leader	17	17
Mississippi University for Women	17			Family NP	29	46
University of Mississippi Medical Center	39	11		Administration/Executive Education Post-Masters Education Family NP Post-Masters Family NP Acute Care Adult Geri NP Post-Masters Acute Care Adult Geri NP Adult Geri NP Post-Masters Adult Geri NP Family Psych MH NP Post-Masters Family Psych MH NP Neonatal NP Pediatric Acute/Primary NP Post-Masters Pediatric Acute/Primary NP	34 31 1 99 6 10 13 14 3 36 12 5 12 2	328
University of Southern Mississippi ³	112	32		Family NP Post-Masters Family NP Family Psych MH NP Post-Masters Family Psych MH NP	38 8 8 39	237
William Carey University		83		Education	30	113
Total Graduate Enrollment Fall 2020	196	126			478	800
Total Graduate Enrollment Fall 2019	149	118			409	676
Total Graduate Enrollment Fall 2018	123	118			438	679
Total Graduate Enrollment Fall 2017	140	114			554	808
Total Graduate Enrollment Fall 2016	142	121			636	899

*Other – students with special circumstances or non-degree seeking

¹ASU – admitted first Doctor of Nursing Practice (DNP) class August 2019.

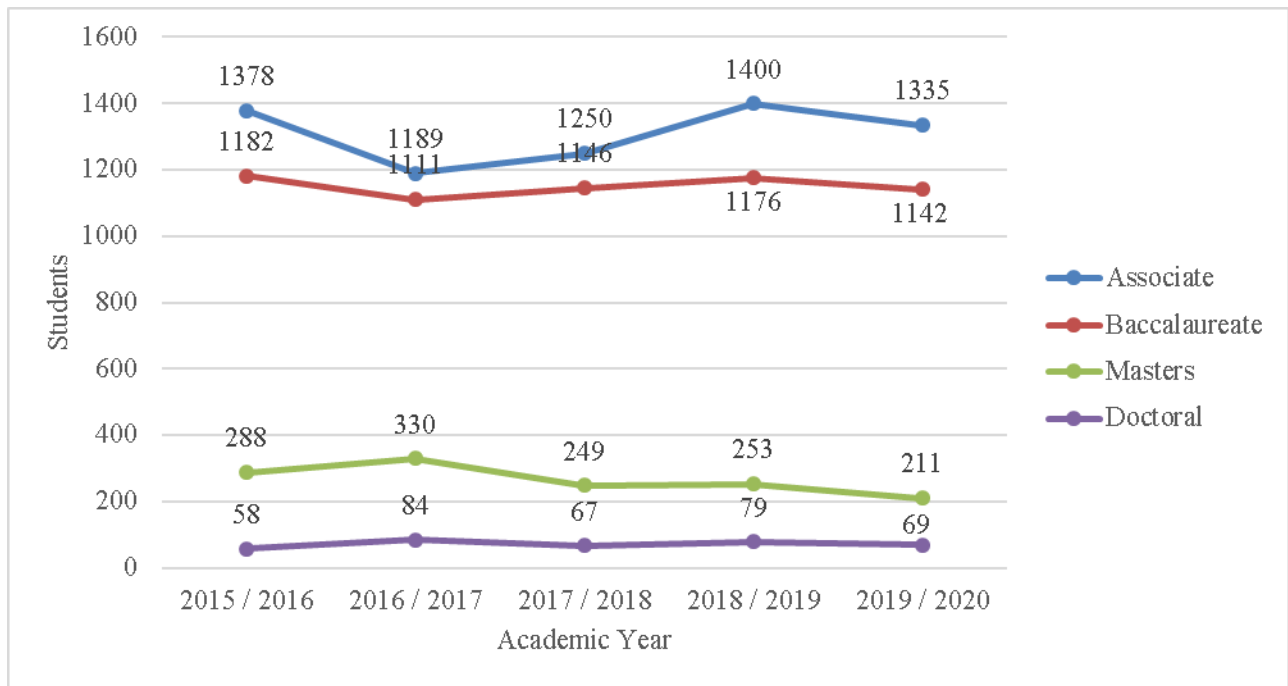
²Mississippi College – admitted first MSN class August 2019.

³USM – DNP enrollment includes Nurse Anesthesia Program (Post-BSN to DNP).

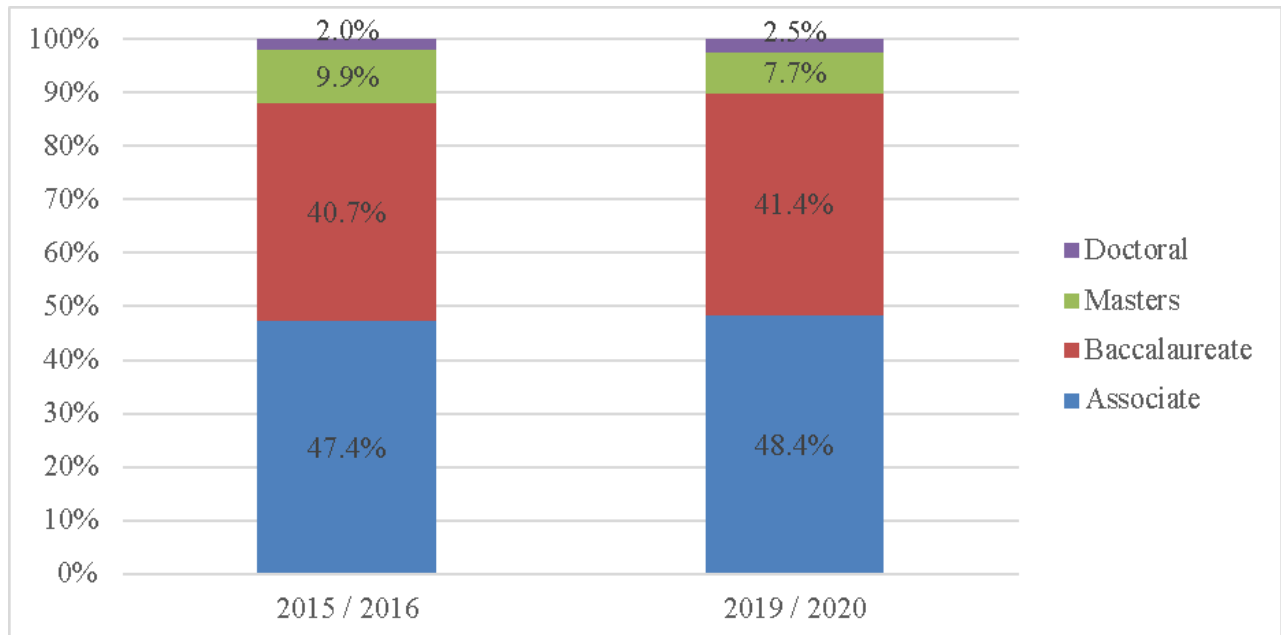
Graduates by Academic Year

College/University Nursing Program	2015 / 2016	2016 / 2017	2017/ 2018	2018/ 2019	2019/ 2020	5-Year Average	5-Year Change
Associate							
Alcorn State University	25	5	16	10	18	15	-28.0%
Coahoma Community College	9	19	22	22	22	19	144.4%
Copiah-Lincoln Community College	36	23	20	25	19	25	-47.2%
East Central Community College	59	36	42	41	36	43	-39.0%
East Mississippi Community College	24	24	23	20	26	23	8.3%
Hinds Community College	144	126	142	167	158	147	9.7%
Holmes Community College	96	63	72	120	85	87	-11.5%
Itawamba Community College	64	87	83	96	69	80	7.8%
Jones County Junior College	72	58	67	47	71	63	-1.4%
Meridian Community College	184	203	203	211	137	188	-25.5%
Mississippi Delta Community College	34	36	46	44	49	42	44.1%
Mississippi Gulf Coast Community College	290	140	177	137	173	183	-40.3%
Mississippi University for Women	41	41	52	53	47	47	14.6%
Northeast Mississippi Community College	79	65	60	64	83	70	5.1%
Northwest Mississippi Community College	99	115	83	176	168	128	69.7%
Pearl River Community College	67	86	76	80	92	80	37.3%
Southwest Mississippi Community College	55	62	66	87	82	70	49.1%
Subtotal	1378	1189	1250	1400	1335	1310	-3.1%
Baccalaureate							
Alcorn State University	34	19	43	18	24	28	-29.4%
Belhaven University	13	23	22	19	30	21	N/A
Delta State University	56	59	68	74	69	65	23.2%
Mississippi College	77	66	84	182	166	115	115.6%
Mississippi University for Women	429	382	393	330	335	374	-21.9%
University of Mississippi Medical Center	303	312	300	259	264	288	-12.9%
University of Southern Mississippi	195	166	152	190	163	173	-16.4%
William Carey University	75	84	84	104	91	88	21.3%
Subtotal	1182	1111	1146	1176	1142	1152	-3.4%
Masters							
Alcorn State University	6	17	9	5	7	9	16.7%
Delta State University	21	13	10	7	5	11	-76.2%
Mississippi University for Women	38	36	31	38	27	34	-28.9%
University of Mississippi Medical Center	138	151	113	101	96	120	-30.4%
University of Southern Mississippi	40	72	65	81	63	64	57.5%
William Carey University	45	41	21	21	13	28	-71.1%
Subtotal	288	330	249	253	211	266	-26.7%
Doctoral							
Delta State University	3	6	6	4	2	4	-33.3%
Mississippi University for Women	1	6	5	3	7	4	600.0%
University of Mississippi Medical Center	6	6	13	15	8	10	33.3%
University of Southern Mississippi	21	29	22	32	30	27	42.9%
William Carey University	27	37	21	25	22	26	-18.5%
Subtotal	58	84	67	79	69	71	19.0%
TOTAL	2906	2714	2712	2908	2757	2799	-5.1%

Graduates by Academic Year



- Nursing graduates have decreased by 5.1 percent from AY2015-16 to AY2019-20. Every academic level has experienced a decrease during this timeframe except the Doctoral (19.0%) level.



- Nursing graduates by academic level have changed slightly from AY2015-16 to AY2019-20. Higher percentages of students are graduating at the doctoral level.

Associate and Baccalaureate Graduates Academic Year 2019-2020

Institution/Degree	Generic Graduates ¹	LPN to RN Graduates	Other RN Graduates ²	RN to BSN Graduates	Total Graduates
Associate Degree					
Alcorn State University	13	5			18
Coahoma Community College		22			22
Copiah-Lincoln Community College	19				19
East Central Community College	24	12			36
East Mississippi Community College	17	9			26
Hinds Community College	108	47	3		158
Holmes Community College	62	23			85
Itawamba Community College	68	1			69
Jones County Junior College	70	1			71
Meridian Community College	113	18	6		137
Mississippi Delta Community College	33	16			49
Mississippi Gulf Coast Community College	143	30			173
Mississippi University Women	35	12			47
Northeast Mississippi Community College	62	21			83
Northwest Mississippi Community College	149	19			168
Pearl River Community College	76	16			92
Southwest Mississippi Community College	47	35			82
Subtotal	1039	287	9		1335
Baccalaureate Degree					
Alcorn State University	14			10	24
Belhaven University	23			7	30
Delta State University	31			38	69
Mississippi College	77		33	56	166
Mississippi University for Women	60		9	266	335
University of Mississippi Medical Center	88		118	58	264
University of Southern Mississippi	145		18		163
William Carey University	73			18	91
Subtotal	511		178	453	1142
TOTAL	1550	287	187	453	2477

¹Generic Graduates - Traditional track pre-licensure students

²Other RN Graduates – Accelerated 2nd Degree BSN, Dual Enrollment (ADN & BSN), Paramedic-to-RN, Respiratory Therapist-to-RN & Veteran BSN pre-licensure students.

**Masters and Doctoral Graduates
Academic Year 2019-2020**

Institution	Doctoral Graduates		Masters Graduates		Total Graduates
	DNP	PhD	Role		
Alcorn State University			Family NP	7	7
Delta State University	2		Family NP	5	7
Mississippi University for Women	7		Family NP	27	34
University of Mississippi Medical Center	3	5	Administration/Executive Education Family NP Post-Masters Family NP Acute Care Adult Geri NP Adult Geri NP Family Psych MH NP Post-Masters Family Psych MH NP Neonatal NP Acute Primary Care Pediatric NP	10 6 35 3 1 9 8 10 8 6	104
University of Southern Mississippi	28	2	Family NP Post-Masters Family NP Family Psych MH NP Post-Masters Family Psych MH NP	36 4 8 15	93
William Carey University		22	Education	13	35
Total Graduates AY 2019/2020	40	29		211	280
Total Graduates AY 2018/2019	44	35		253	332
Total Graduates AY 2017/2018	42	25		249	316
Total Graduates AY 2016/2017	40	44		330	414
Total Graduates AY 2015/2016	30	28		288	346

NCLEX-RN® Pass Rates
Mississippi Undergraduate Nursing Programs
Calendar Years 2018-2020

(Source: MS Board of Nursing/National Council of State Boards of Nursing)

STANDARD VI: Outcomes. 2. a. NCLEX Pass Rates: Annual NCLEX pass rates for all test takers (1st and repeat) will be at 80% or above over a three-year period.

Nursing Programs	2018	2019	2020	3-Year Pass Rate
Alcorn State University	78.57%	100%	100%	92.86%
Coahoma Community College	100%	95.45%	100%	98.33%
Copiah-Lincoln Community College	100%	100%	100%	100%
East Central Community College	97.62%	97.22%	97.22%	97.37%
East Mississippi Community College	95.45%	100%	100%	98.63%
Hinds Community College	93.92%	93.21%	95.77%	94.25%
Holmes Community College	98.77%	100%	91.67%	96.05%
Itawamba Community College	100%	94.79%	100%	97.98%
Jones County Junior College	94.20%	100%	97.18%	96.79%
Meridian Community College	94.69%	95.29%	97.08%	95.51%
Mississippi Delta Community College	97.83%	100%	95.92%	97.83%
Mississippi Gulf Coast Community College	100%	99.03%	98.51%	99.07%
Mississippi University for Women	100%	100%	100%	100%
Northeast Mississippi Community College	100%	98.46%	97.59%	98.56%
Northwest Mississippi Community College	100%	97.35%	97.62%	98.21%
Pearl River Community College	96.00%	96.35%	97.85%	96.80%
Southwest Mississippi Community College	100%	98.92%	97.50%	98.73%
Associate Degree Pass Rate	97.21%	96.72%	97.27%	
Alcorn State University	100%	100%	92.86%	92.15%
Belhaven University	79.17%	100%	100%	92.06%
Delta State University	97.56%	100%	97.22%	98.25%
Mississippi College	96.34%	95.12%	93.18%	94.88%
Mississippi University for Women	100%	98.41%	100%	99.44%
University of Mississippi Medical Center	100%	100%	99.39%	99.78%
University of Southern Mississippi	98.69%	99.46%	97.93%	98.76%
William Carey University	100%	94.20%	98.61%	97.55%
Bachelor Degree Pass Rate	98.13%	97.45%	98.04%	
ADN and BSN Pass Rate Combined	97.51%	96.96%	97.49%	
National Pass Rate (1st Write Only)	88.29%	88.18%	86.57%	
National Pass Rate (Repeat)	43.22%	44.02%	42.94%	
TOTAL Mississippi Graduates taking NCLEX-RN®	1805	1976	1885	

Student/Faculty Ratios Fall 2020

STANDARD IV. Curriculum. *Undergraduate student-to-faculty ratios must be no more than 15 to 1 for total enrollment, 10 to 1 for clinical laboratory courses that require direct supervision, and 15 to 1 for those courses that do not require direct supervision. Graduate student-to-faculty ratios must be no more than 15 to 1 for total enrollment, 15 to 1 in graduate clinical courses, 2 to 1 for advanced practice clinical courses that require direct supervision, and 6 to 1 for advanced practice clinical courses that do not require direct supervision.*

Nursing Program	Student Enrollment	Total Faculty Number (FTE)	Student/Faculty Total Enrollment Ratio	Meets Student/Faculty Clinical Ratio
Associate Degree				
Alcorn State University	45	5 (3.30)	9:1	Yes
Coahoma Community College	27	4 (4.0)	7:1	Yes
Copiah-Lincoln Community College	67	9 (9.0)	7:1	Yes
East Central Community College	75	10 (9.5)	8:1	Yes
East Mississippi Community College	89	6 (6)	15:1	Yes
Hinds Community College	367	36 (35.5)	10:1	Yes
Holmes Community College	292	36 (25.2)	8:1	Yes
Itawamba Community College	218	17 (16.5)	13:1	Yes
Jones County Junior College	154	16 (15.5)	10:1	Yes
Meridian Community College	365	37 (36)	10:1	Yes
Mississippi Delta Community College	104	12 (12)	9:1	Yes
Mississippi Gulf Coast Community College	370	40 (32.5)	9:1	Yes
Mississippi University for Women	113	13 (12.2)	9:1	Yes
Northeast Mississippi Community College	169	17 (14.6)	10:1	Yes
Northwest Mississippi Community College	230	22 (20.4)	11:1	Yes
Pearl River Community College	206	21 (19.2)	10:1	Yes
Southwest Mississippi Community College	171	15 (14.1)	11:1	Yes
Baccalaureate Degree				
Alcorn State University	66	10 (4.90)	7:1	Yes
Belhaven University	53	9 (5.47)	6:1	Yes
Delta State University	120	12 (9.44)	10:1	Yes
Mississippi College	252	30 (21.20)	8:1	Yes
Mississippi University for Women	529	39 (26.63)	14:1	Yes
University of Mississippi Medical Center	436	40 (39.3)	11:1	Yes
University of Southern Mississippi	409	36 (24.75)	11:1	Yes
William Carey University	210	20 (16.45)	11:1	Yes
Graduate Degree				
Alcorn State University ¹	27	13 (5.55)	2:1	Yes
Delta State University	32	8 (5.18)	4:1	Yes
Mississippi College ²	17	12 (3.91)	1:1	Yes
Mississippi University for Women	46	8 (7.50)	6:1	Yes
University of Mississippi Medical Center	317	33 (25.3)	10:1	Yes
University of Southern Mississippi	205	23 (15.25)	9:1	Yes
William Carey University	30	5 (1.1)	6:1	Yes
TOTAL	5811	614 (497)		

*Total Faculty Number may include duplicated numbers due to faculty teaching across degree levels.

*Graduate Degree Student Enrollment data for Master of Science in Nursing (MSN) and Doctor of Nursing Practice (DNP) programs.

¹ASU – admitted first Doctor of Nursing Practice (DNP) class August 2019.

²Mississippi College – admitted first MSN class August 2019.

Faculty Vacancies and Preparation by Institution Fall 2020

Institution	Program Vacancy				Faculty Preparation				Total Faculty FTE
	ADN	BSN	MSN	DNP/PhD	ADN/BSN ¹	MSN	Doctorate	Other ²	
Alcorn State University		1	1	1		6.60	6.75	0.40	13.75
Belhaven University						2.2	3.27		5.47
Coahoma Community College						3.0	1.0		4.00
Copiah-Lincoln Community College						9			9.00
Delta State University		1	1	1		7.63	6.99		14.62
East Central Community College						9.5			9.50
East Mississippi Community College						5.0	1.0		6.00
Hinds Community College	5					28.5	7		35.50
Holmes Community College						18.9	6.3		25.20
Itawamba Community College						3.5	13		16.50
Jones County Junior College						15.5			15.50
Meridian Community College						29	7		36.00
Mississippi College		2				18.0	6.99	.125	25.11
Mississippi Delta Community College						11.0	1		12.00
Mississippi Gulf Coast Community College	7					24.3	8.2		32.50
Mississippi University for Women						19.13	27.2		46.33
Northeast Mississippi Community College						3.0	11.6		14.60
Northwest Mississippi Community College						19.4	1.0		20.40
Pearl River Community College						16.2	3.0		19.20
Southwest Mississippi Community College					1.10	12	1.0		14.10
University of Mississippi Medical Center						23.1	36.8	4.7	64.60
University of Southern Mississippi		2		1		16.0	24.0		40.00
William Carey University						13.35	8.0		21.35
Total Fall 2018	12	6	2	3	1.1	313.81	181.1	5.22	501.23

Faculty preparation includes full-time, part-time, and adjunct.

¹ADN or BSN Prepared Faculty – approved faculty exception currently pursuing a master’s degree in nursing, with completion in 3 years

²Other (Non-Nurse Faculty) – EdD Higher Education, MA Higher Education, MS Instructional Technology, PhD Biochemistry, PhD Biostatistics, PhD Counseling Psychology, PhD Molecular Biology, PhD Molecular Medicine, PhD Instructional Systems and Workforce Development, PhD Pharmaceutical Science, and USM Nurse Anesthesia Program (Volunteer/no cost: 3 Anesthesiologist; 13 CRNA Clinical Instructors).

Degree Completion Rates by Degree Level

STANDARD VI: Outcomes. 2. b. Degree Completion Rates: *Expected levels of achievement for program completion are determined by the faculty, reflect program demographics, academic progression, program history, best practices, and will be within 150 percent of the stated program length over a three-year period.*

College/University Nursing Program	Academic Year			ELA*	3-Year Rate
	2017/2018	2018/2019	2019/2020		
Associate Degree					
Alcorn State University	72.73%	86.67%	72.73%	60%	78.38%
Coahoma Community College	75.86%	84.00%	87.50%	55%	82.05%
Copiah-Lincoln Community College	46.34%	58.54%	69.70%	50%	57.39%
East Central Community College	67.27%	83.67%	76.60%	55%	75.50%
East Mississippi Community College	71.79%	70.37%	89.66%	60%	76.84%
Hinds Community College	63.51%	73.46%	84.18%	60%	73.12%
Holmes Community College	57.46%	55.00%	67.46%	60%	60.00%
Itawamba Community College	60.51%	78.85%	64.49%	60%	66.67%
Jones County Junior College	83.10%	87.50%	82.76%	60%	84.46%
Meridian Community College	72.87%	72.76%	63.21%	60%	69.52%
Mississippi Delta Community College ¹	52.70%	72.13%	64.10%	60.66%	62.44%
Mississippi Gulf Coast Community College	62.99%	60.89%	65.28%	60%	63.16%
Mississippi University for Women	61.04%	71.60%	81.43%	60%	71.05%
Northeast Mississippi Community College	78.75%	74.67%	71.59%	60%	74.90%
Northwest Mississippi Community College ²	68.90%	73.30%	73.21%	61.66%	71.85%
Pearl River Community College	82.22%	76.24%	72.97%	60%	76.82%
Southwest Mississippi Community College	74.44%	70.00%	76.85%	60%	73.69%
Baccalaureate					
Alcorn State University ³	72.97%	100%	85.71%	63.33%	86.46%
Belhaven University	90.32%	91.67%	88.24%	80%	89.89%
Delta State University	86.08%	86.05%	88.46%	70%	86.83%
Mississippi College	97.30%	95.74%	94.32%	70%	95.35%
Mississippi University for Women	95.82%	90.10%	93.14%	70%	93.05%
University of Mississippi Medical Center ⁴	90.32%	97.74%	98.11%	80%	95.11%
University of Southern Mississippi	96.71%	89.47%	100%	80%	95.05%
William Carey University	81.52%	71.55%	88.14%	70%	80.37%
Masters					
Alcorn State University	85.00%	69.23%	60.00%	70%	74.42%
Delta State University	90.00%	83.33%	83.33%	70%	86.36%
Mississippi University for Women ⁵	100%	100%	93.10%	83.33%	97.96%
University of Mississippi Medical Center ⁶	84.67%	93.52%	97.92%	80%	90.96%
University of Southern Mississippi	100%	98.25%	95.24%	80%	97.67%
William Carey University	95.12%	81.82%	94.44%	90%	92.86%
Doctor of Nursing Practice					
Delta State University	100%	80.00%	100%	70%	92.31%
Mississippi University for Women	83.33%	100%	100%	80%	93.75%
University of Mississippi Medical Center ⁷	100%	93.75%	66.67%	80%	93.33%
University of Southern Mississippi	100%	96.00%	100%	75%	98.59%

*ELA – Expected levels of achievement

¹MDCC - ADN average ELA for three-year period (ELA 62% 2017/18; 60% 2018/19 & 2019/20)

²NWMC - ADN average ELA for three-year period (ELA 65% 2017/18; 60% 2018/19 & 2019/20)

³ASU – BSN average ELA for three-year period (ELA 70% 2017/18; 60% 2018/19 & 2019/20)

⁴UMMC – BSN average ELA for three-year period (ELA 85% 2017/18 & 2018/19; 70% 2019/20)

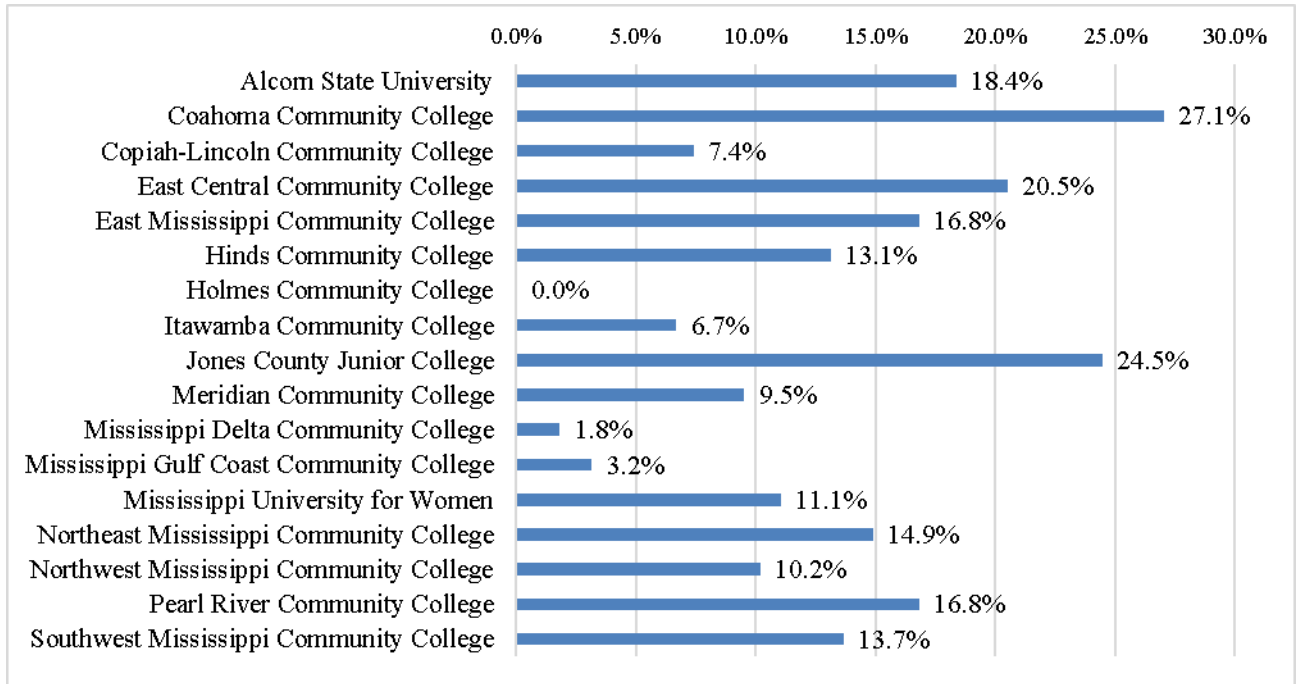
⁵MUW - MSN average ELA for three-year period (ELA 90% 2017/18; 80% 2018/19 & 2019/20)

⁶UMMC – MSN average ELA for three-year period (ELA 85% 2017/18 & 2018/19; 70% 2019/20)

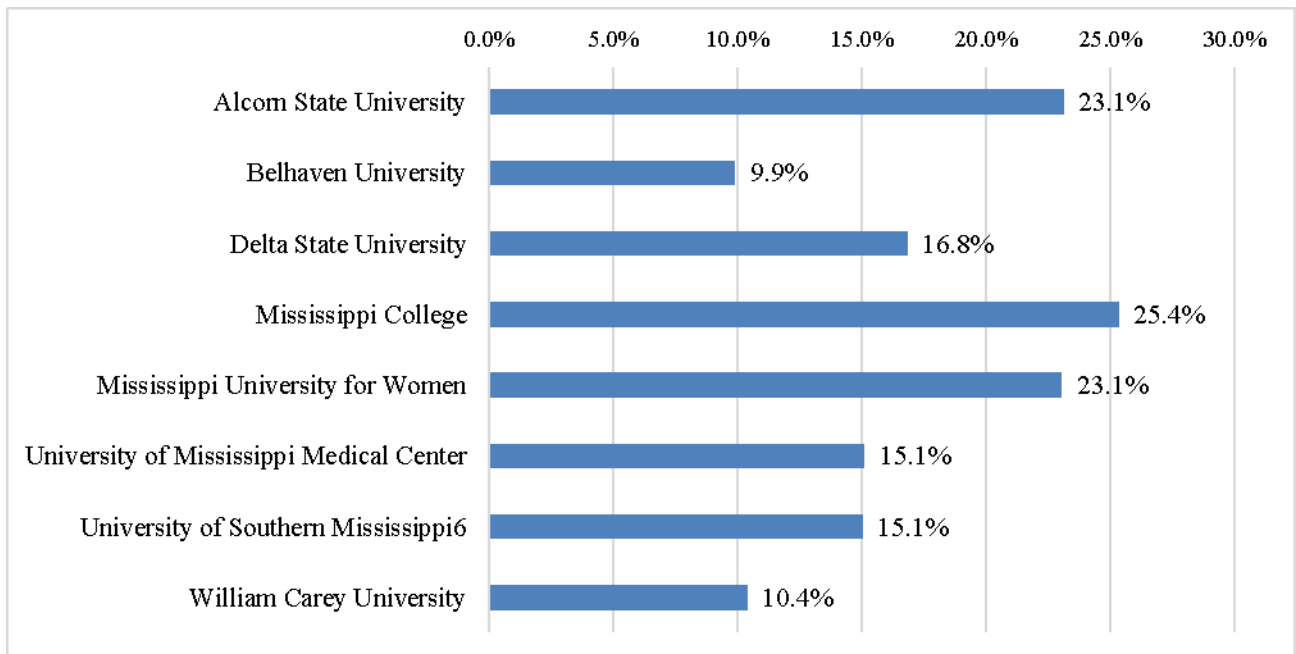
⁷UMMC – DNP average ELA for three-year period (ELA 85% 2017/18 & 2018/19; 70% 2019/20)

Degree Completion Rates Above or Below Expected Levels of Achievement (ELA)

Associate Degree



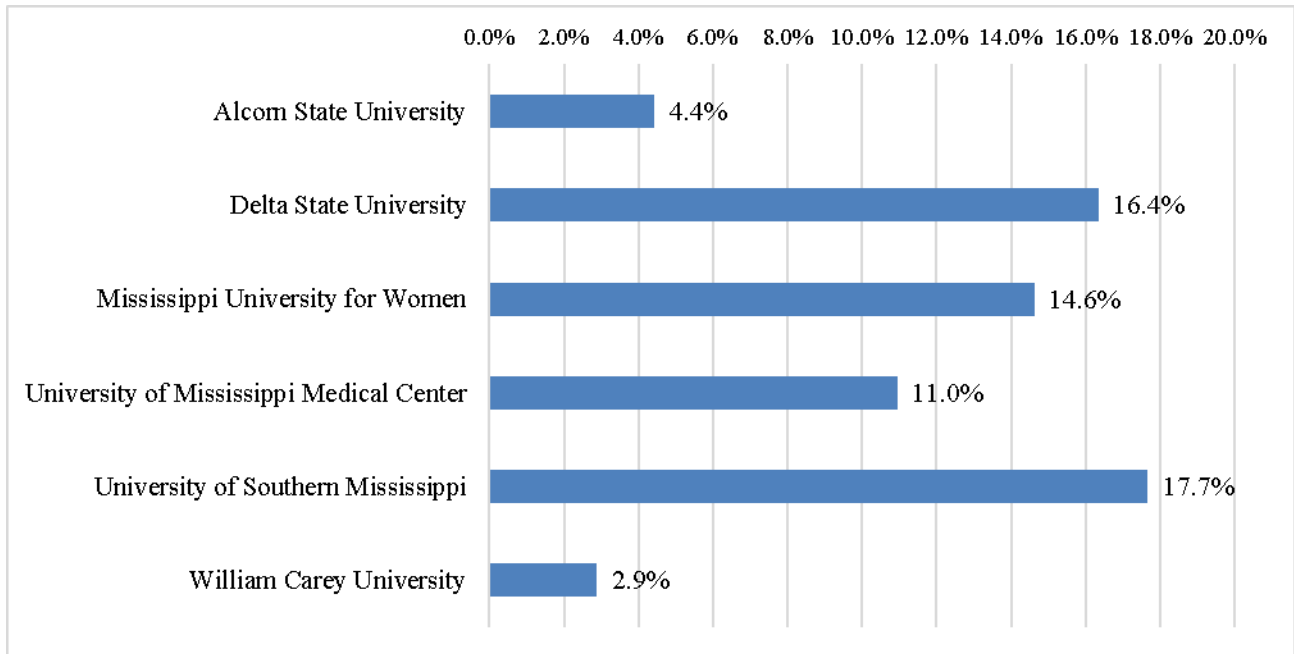
Baccalaureate Degree



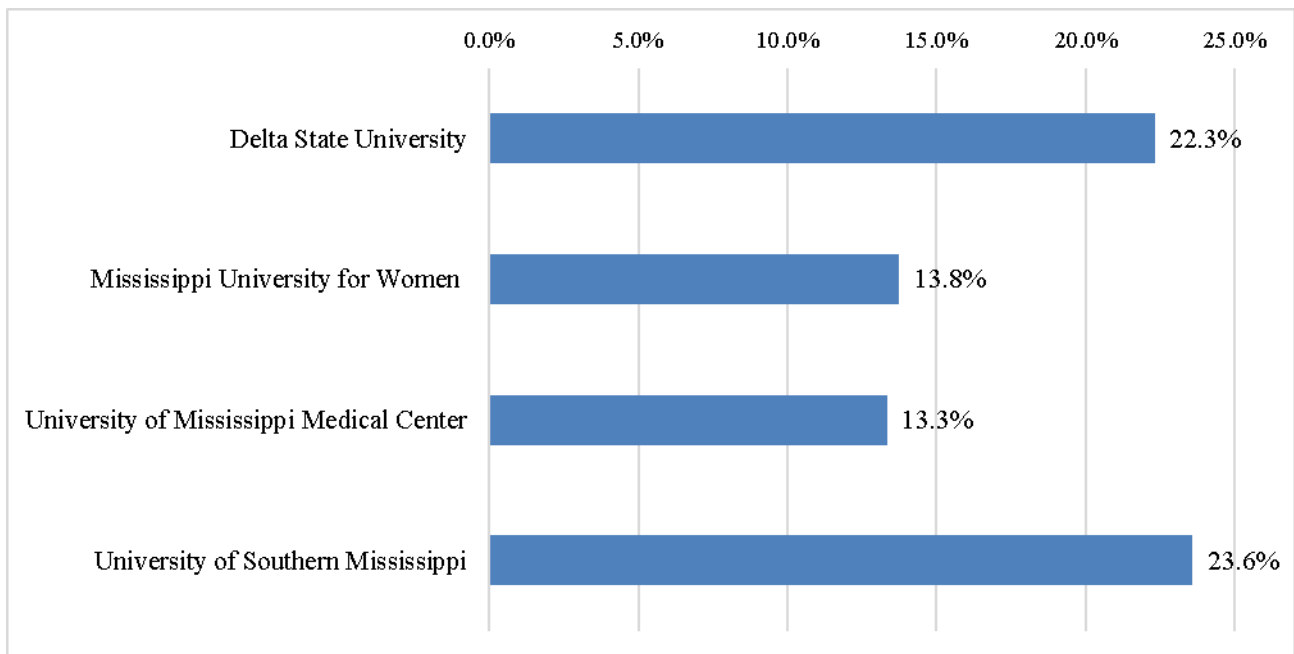
Note: Zero (0.0%) or positive values indicate three-year completion rates meet or exceed Expected Levels of Achievement (ELA) rates. Negative values indicate completion rates fell below ELA rates.

Degree Completion Rates Above or Below Expected Levels of Achievement (ELA)

Masters Degree



Doctor of Nursing Practice Degree



Note: Zero (0.0%) or positive values indicate three-year completion rates meet or exceed Expected Levels of Achievement (ELA) rates. Negative values indicate completion rates fell below ELA rates.

Nurse Practitioner and Nurse Anesthesia Certification Rates Calendar Years 2017-2019

STANDARD VI: Outcomes. 2. c. Certification Pass Rates:

Annual nurse practitioner certification exam pass rates for all test takers (1st and repeat) will be at 80% or above over a three-year period.

College/University Nursing Program	2017	2018	2019	3-Year Rate
Alcorn State University	94.12%	88.89%	80.00%	90.32%
Delta State University	92.31%	100%	90.00%	94.44%
Mississippi University for Women	96.77%	97.37%	96.15%	96.84%
University of Mississippi Medical Center	100%	100%	100%	100%
University of Southern Mississippi	93.94%	88.07%	93.55%	91.14%

Annual nurse anesthesia certification exam pass rates for all test takers (1st and repeat) will be at 80% or above over a three-year period.

College/University Nursing Program	2017	2018	2019	3-Year Rate
University of Southern Mississippi	89.66%	90.91%	100%	92.96%

National Accreditation Status and Site Visit Schedule

III. STANDARDS FOR ACCREDITATION. *All Nursing Education Programs must be accredited by a national nursing education accrediting body.*

Nursing Program	Accreditation Status		Date of Next Accreditation Visit
	ACEN*	CCNE**	
Associate Degree			
Alcorn State University	Continuing Accreditation		Spring 2023
Coahoma Community College	Continuing Accreditation		Fall 2027
Copiah-Lincoln Community College	Continuing Accreditation		Spring 2026
East Central Community College	Continuing Accreditation		Fall 2026
East Mississippi Community College	Continuing Accreditation		Fall 2024
Hinds Community College	Continuing Accreditation		Fall 2026
Holmes Community College	Continuing Accreditation		Spring 2027
Itawamba Community College	Continuing Accreditation		Spring 2028
Jones County Junior College	Continuing Accreditation		Fall 2026
Meridian Community College	Continuing Accreditation		Spring 2026
Mississippi Delta Community College	Continuing Accreditation		Spring 2021
Mississippi Gulf Coast Comm College	Continuing Accreditation		Spring 2028
Mississippi University for Women	Continuing Accreditation		Fall 2021
Northeast Mississippi Community College	Continuing Accreditation		Spring 2023
Northwest Mississippi Comm College	Continuing Accreditation		Fall 2026
Pearl River Community College	Continuing Accreditation		Spring 2027
Southwest Mississippi Comm College	Continuing Accreditation		Spring 2028
Baccalaureate/Higher Degree			
Alcorn State University	Continuing Accreditation Continuing Accreditation With Conditions Initial Accreditation		Fall 2023 BSN Fall 2022 MSN/Post- Masters Certificate Program Follow-Up Report Fall 2025 DNP
Belhaven University		Initial Accreditation	Spring 2021
Delta State University		Continuing Accreditation Full Accreditation	Spring 2030 BSN/MSN/ DNP/Post-Graduate APRN
Mississippi College		Continuing Accreditation Initial Accreditation Visit	Spring 2022 BSN Fall 2020 MSN
Mississippi University for Women		Continuing Accreditation Full Accreditation	Spring 2030 BSN/MSN/ DNP/Post-Graduate APRN
University of Mississippi Medical Center		Continuing Accreditation Continuing Accreditation	Spring 2022 BSN/MSN DNP/Post-Graduate APRN
University of Southern Mississippi		Continuing Accreditation Continuing Accreditation Continuing Accreditation	Spring 2022 BSN/MSN Spring 2027 DNP/Post-Graduate APRN Fall 2023 NAP (COA)
William Carey University		Continuing Accreditation	Spring 2022 BSN/MSN

ACEN – Accreditation Commission for Education in Nursing. CCNE – Commission on Collegiate Nursing Education.
COA - Council on Accreditation of Nurse Anesthesia Educational Programs.