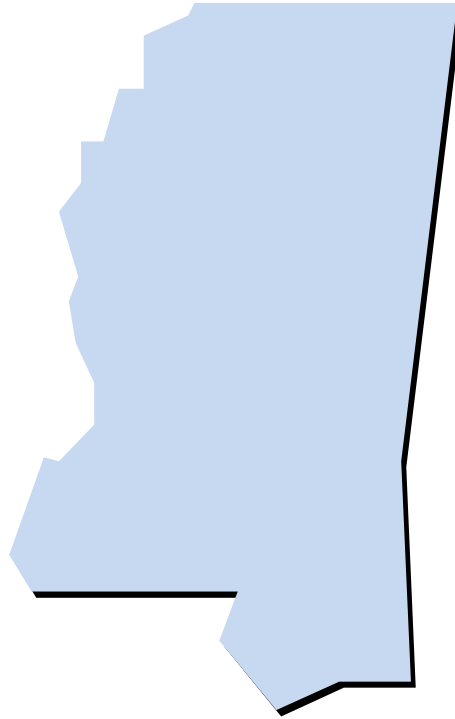


ANNUAL REPORT FOR MISSISSIPPI NURSING
DEGREE PROGRAMS

Nursing Education in
MISSISSIPPI



Janette S. McCrory, DNP, RN
Director of Nursing Education

May 16, 2019

Office of Academic and Student Affairs
Mississippi Institutions of Higher Learning

TABLE OF CONTENTS

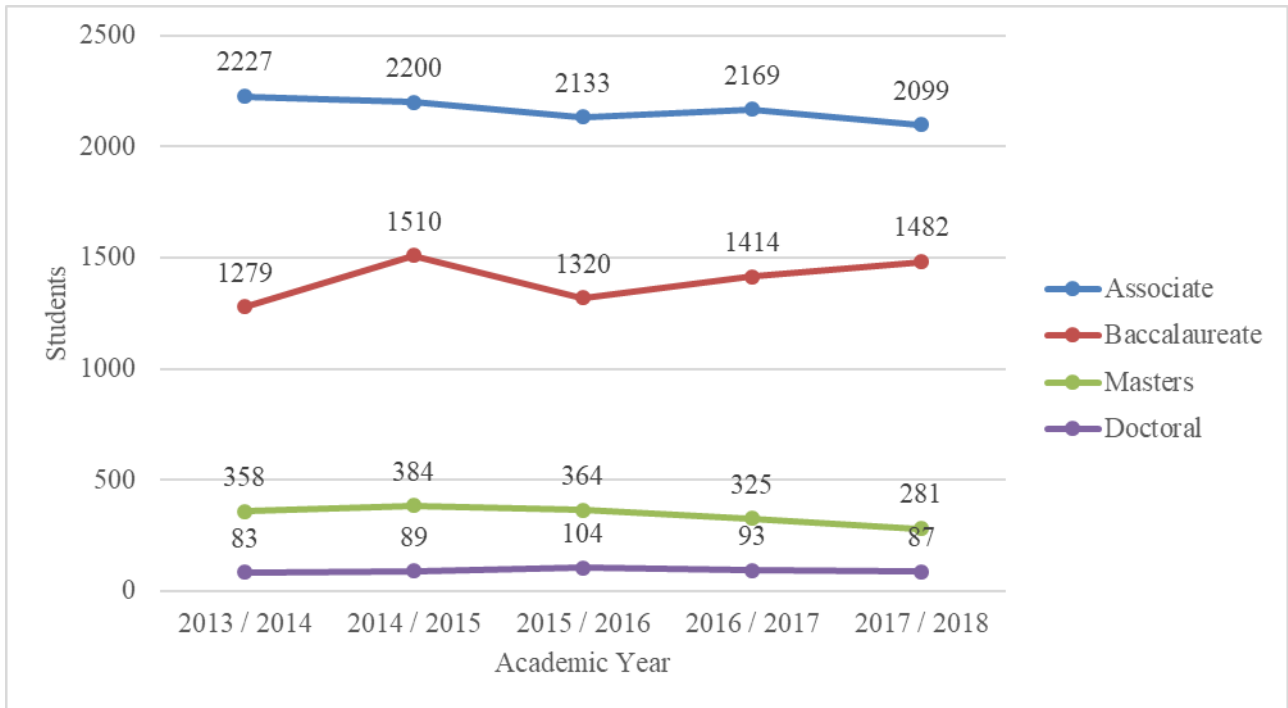
Admissions by Academic Year	Page 3
Enrollment by Fall Term	Page 5
Graduate Program Enrollment by Clinical Practice Role	Page 7
Graduates by Academic Year	Page 8
Associate and Baccalaureate Graduates	Page 10
Masters and Doctoral Graduates	Page 11
NCLEX-RN® Pass Rates	Page 12
Student/Faculty Ratios	Page 13
Faculty Vacancies and Preparation by Institution	Page 14
Degree Completion Rates by Degree Level	Page 15
Nurse Practitioner and Nurse Anesthesia Certification Rates	Page 18
National Accreditation Status and Schedule	Page 19

Admissions by Academic Year

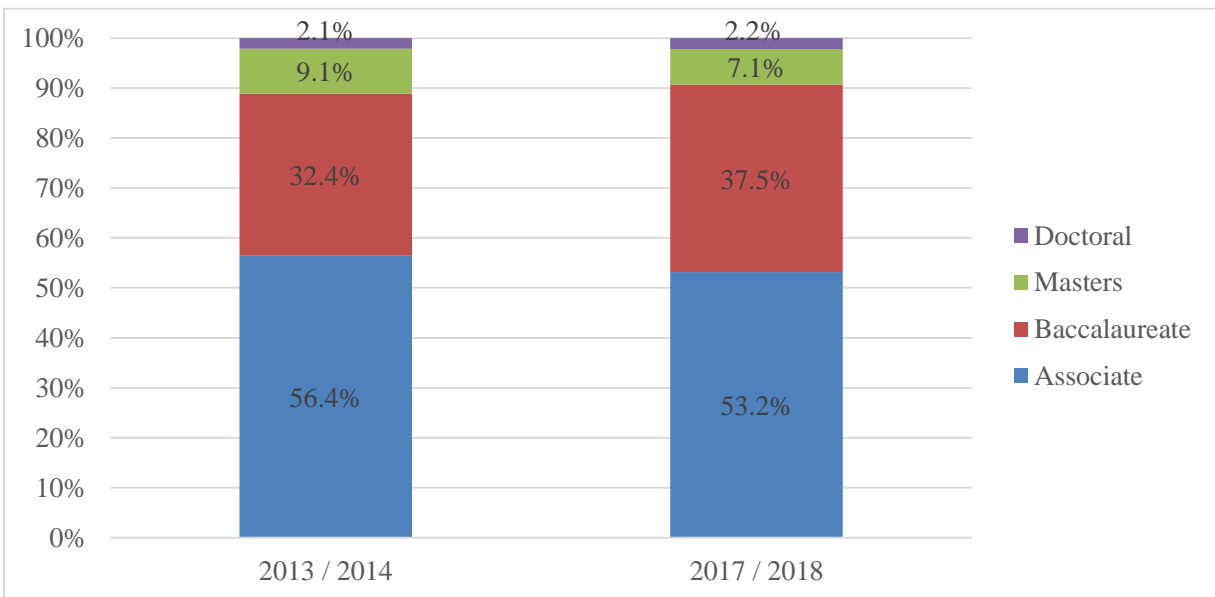
College/University Nursing Program	2013 / 2014	2014 / 2015	2015 / 2016	2016 / 2017	2017/ 2018	5-Year Average	5-Year Change
Associate							
Alcorn State University	48	35	28	21	18	30	-62.5%
Coahoma Community College	25	23	19	31	29	25	16.0%
Copiah-Lincoln Community College	65	67	66	51	46	59	-29.2%
East Central Community College	68	63	65	55	49	60	-27.9%
East Mississippi Community College	22	39	27	29	33	30	50.0%
Hinds Community College	260	267	238	262	245	254	-5.8%
Holmes Community College	187	166	142	157	175	165	-6.4%
Itawamba Community College	169	166	166	166	155	164	-8.3%
Jones County Junior College	79	95	85	94	92	89	16.5%
Meridian Community College	268	302	305	306	260	288	-3.0%
Mississippi Delta Community College	79	68	63	59	74	69	-6.3%
Mississippi Gulf Coast Community College	329	302	302	321	306	312	-7.0%
Mississippi University for Women	70	73	66	74	84	73	20.0%
Northeast Mississippi Community College	127	116	108	112	112	115	-11.8%
Northwest Mississippi Community College	162	174	189	174	152	170	-6.2%
Pearl River Community College	166	141	160	131	132	146	-20.5%
Southwest Mississippi Community College	103	103	104	126	137	115	33.0%
Subtotal	2227	2200	2133	2169	2099	2166	-5.7%
Baccalaureate							
Alcorn State University	50	63	61	39	36	50	-28.0%
Belhaven University ¹	N/A	18	31	24	21	24	N/A
Delta State University	49	84	65	60	64	64	30.6%
Mississippi College	80	74	82	145	233	123	191.3%
Mississippi University for Women	442	601	401	431	402	455	-9.0%
University of Mississippi Medical Center	276	318	336	336	353	324	27.9%
University of Southern Mississippi	246	221	237	239	172	223	-30.1%
William Carey University	136	131	107	140	201	143	47.8%
Subtotal	1279	1510	1320	1414	1482	1401	15.9%
Masters							
Alcorn State University	35	12	23	15	14	20	-60.0%
Delta State University	15	20	14	11	8	14	-46.7%
Mississippi University for Women	41	42	38	36	38	39	-7.3%
University of Mississippi Medical Center	155	201	168	128	121	155	-21.9%
University of Southern Mississippi	61	56	78	98	80	75	31.1%
William Carey University	51	53	43	37	20	41	-60.8%
Subtotal	358	384	364	325	281	342	-21.5%
Doctoral							
Delta State University	6	17	9	6	9	9	50.0%
Mississippi University for Women	6	1	11	13	6	7	0.0%
University of Mississippi Medical Center	12	17	17	17	14	15	16.7%
University of Southern Mississippi	33	26	37	29	26	30	-21.2%
William Carey University	26	28	30	28	32	29	23.1%
Subtotal	83	89	104	93	87	91	4.8%
TOTAL	3947	4183	3921	4001	3949	4000	0.1%

¹ Belhaven University – new program August 2014 with first graduating class May 2016

Admissions by Academic Year



- The overall total number of nursing admissions has increased by 0.1 percent from AY2013-14 to AY2017-18. This increase has been in the Baccalaureate (15.9%) and Doctoral (4.8%) programs. Admissions to Associate (-5.7%) and Masters (-21.5%) programs have declined.

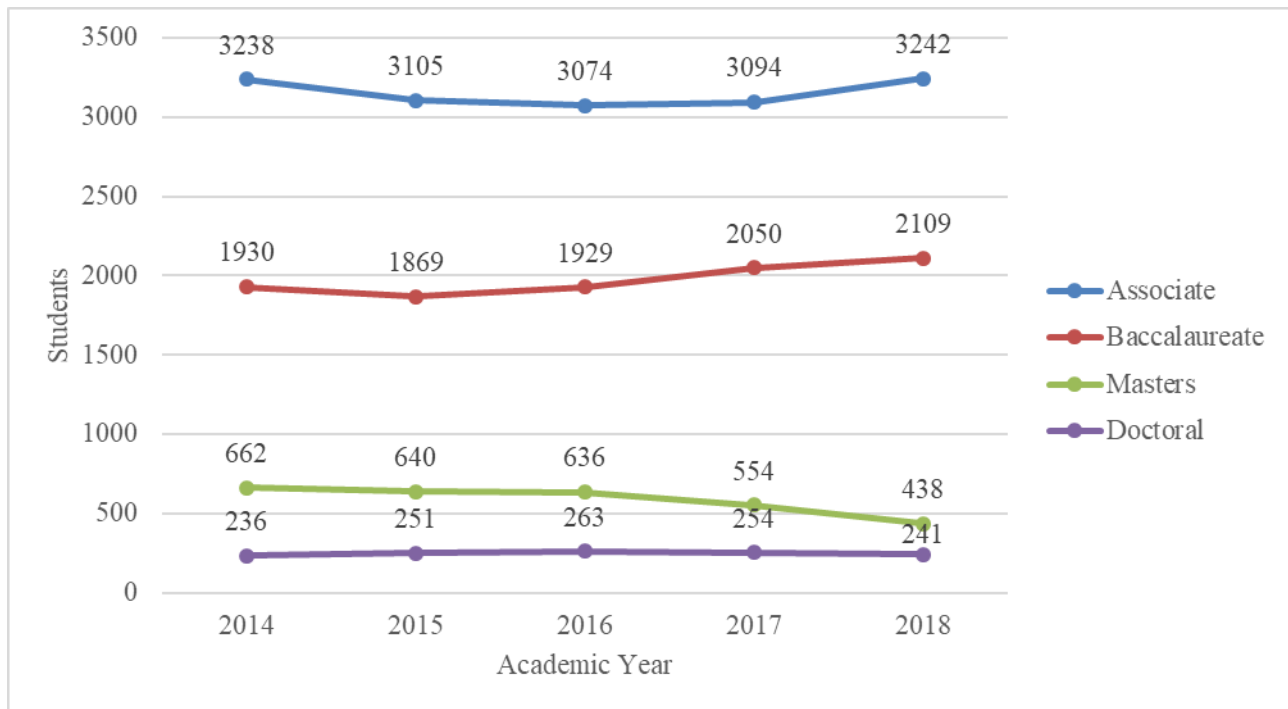


- Nursing admissions by academic level have changed slightly from AY2013-14 to AY2017-18. Higher percentages of admissions are at the baccalaureate level.

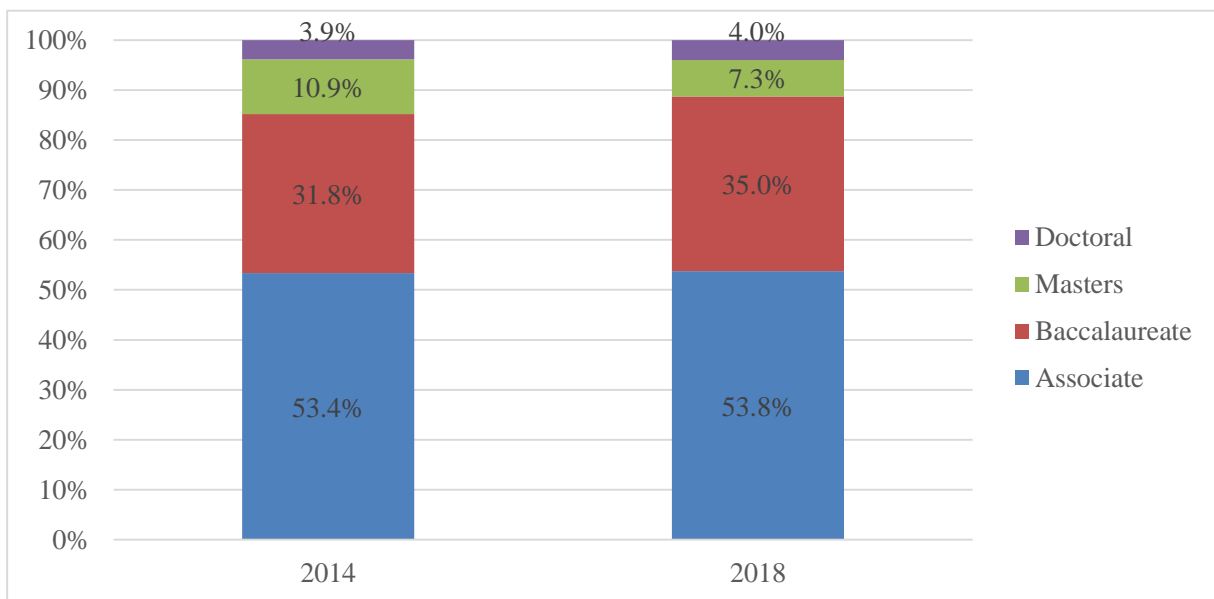
Enrollment by Fall Term

College/University Nursing Program	2014	2015	2016	2017	2018	5-Year Average	5-Year Change
Associate							
Alcorn State University	59	46	29	31	35	40	-40.7%
Coahoma Community College	21	23	26	29	26	25	23.8%
Copiah-Lincoln Community College	99	84	91	79	78	86	-21.2%
East Central Community College	109	102	83	86	84	93	-22.9%
East Mississippi Community College	42	50	53	51	49	49	16.7%
Hinds Community College	476	396	404	378	396	410	-16.8%
Holmes Community College	202	223	191	196	250	212	23.8%
Itawamba Community College	239	224	246	245	233	237	-2.5%
Jones County Junior College	148	157	155	156	149	153	0.7%
Meridian Community College	389	391	442	476	434	426	11.6%
Mississippi Delta Community College	104	101	100	111	105	104	1.0%
Mississippi Gulf Coast Community College	434	407	332	368	456	399	5.1%
Mississippi University for Women	99	97	98	114	116	105	17.2%
Northeast Mississippi Community College	196	195	187	182	187	189	-4.6%
Northwest Mississippi Community College	242	279	273	239	259	258	7.0%
Pearl River Community College	239	195	212	195	214	211	-10.5%
Southwest Mississippi Community College	140	135	152	158	171	151	22.1%
Subtotal	3238	3105	3074	3094	3242	3151	0.1%
Baccalaureate							
Alcorn State University	80	61	58	64	55	64	-31.3%
Belhaven University	18	46	55	48	51	44	183.3%
Delta State University	141	160	148	146	158	151	12.1%
Mississippi College	159	156	171	285	358	226	125.2%
Mississippi University for Women	530	461	490	457	456	479	-14.0%
University of Mississippi Medical Center	417	416	436	399	390	412	-6.5%
University of Southern Mississippi	411	412	413	428	439	421	6.8%
William Carey University	174	157	158	223	202	183	16.1%
Subtotal	1930	1869	1929	2050	2109	1977	9.3%
Masters							
Alcorn State University	35	28	30	20	12	25	-65.7%
Delta State University	36	33	24	15	13	24	-63.9%
Mississippi University for Women	42	36	31	38	29	35	-31.0%
University of Mississippi Medical Center	355	353	330	277	227	308	-36.1%
University of Southern Mississippi	111	111	151	157	128	132	15.3%
William Carey University	83	79	70	47	29	62	-65.1%
Subtotal	662	640	636	554	438	586	-33.8%
Doctoral							
Delta State University	22	19	16	21	14	18	-36.4%
Mississippi University for Women	3	12	13	9	9	9	200.0%
University of Mississippi Medical Center	57	55	66	65	40	57	-29.8%
University of Southern Mississippi	77	91	97	90	103	92	33.8%
William Carey University	77	74	71	69	75	73	-2.6%
Subtotal	236	251	263	254	241	249	2.1%
TOTAL	6066	5865	5902	5952	6030	5963	-0.6%

Enrollment by Fall Term



- Nursing enrollment has remained relatively stable (-0.6%) from Fall 2014 to Fall 2018. Increases have been in the Associate (0.1%), Baccalaureate (9.3%) and Doctoral (2.1%) programs. Enrollment in Masters (-33.8%) programs have seen a decrease.



- Nursing enrollment by academic level has changed slightly from Fall 2014 to Fall 2018. Higher percentages of students are enrolling at the baccalaureate and doctoral levels.

Graduate Program Enrollment by Clinical Practice Role Fall 2018

Institution	Doctoral Enrollment			Masters Enrollment		Total Graduate Enrollment
	DNP	PhD	Other*	Role		
Alcorn State University				Family NP	12	12
Delta State University	14			Family NP Post-Masters Family NP	11 2	27
Mississippi University for Women	9			Family NP	29	38
University of Mississippi Medical Center	22	18		Administration/Executive Education Post-Masters Education Family NP Post-Masters Family NP Acute Care Adult Geri NP Post-Masters Acute Care Adult Geri NP Adult Geri NP Post-Masters Adult Geri NP Family Psych MH NP Post-Masters Family Psych MH NP Neonatal NP Post-Masters Neonatal NP Pediatric Acute/Primary NP	30 26 1 82 3 10 1 19 1 30 3 10 1 10	267
University of Southern Mississippi ¹	78	25		Family NP Post-Masters Family NP Family Psych MH NP Post-Masters Family Psych MH NP	94 12 8 14	231
William Carey University		75		Education MSN/MBA Dual Degree	26 3	104
Total Graduate Enrollment Fall 2018	123	118			438	679
Total Graduate Enrollment Fall 2017	140	114			554	808
Total Graduate Enrollment Fall 2016	142	121			636	899
Total Graduate Enrollment Fall 2015	129	122			640	891
Total Graduate Enrollment Fall 2014	109	120	7		662	898

*Other – students with special circumstances or non-degree seeking

¹USM – DNP enrollment includes Nurse Anesthesia Program (Post-BSN to DNP).

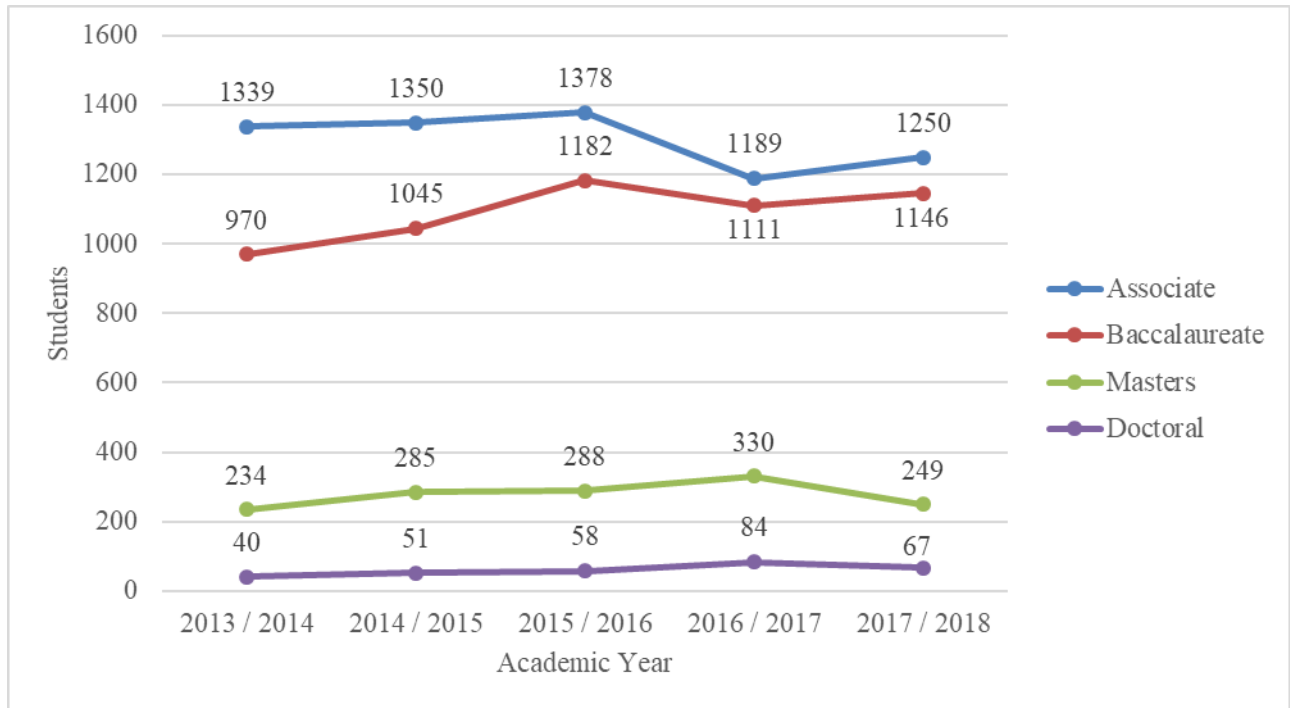
Graduates by Academic Year

College/University Nursing Program	2013 / 2014	2014 / 2015	2015 / 2016	2016 / 2017	2017/ 2018	5-Year Average	5-Year Change
Associate							
Alcorn State University	41	29	25	5	16	23	-61.0%
Coahoma Community College	11	16	9	19	22	15	100.0%
Copiah-Lincoln Community College	52	41	36	23	20	34	-61.5%
East Central Community College	54	51	59	36	42	48	-22.2%
East Mississippi Community College	14	21	24	24	23	21	64.3%
Hinds Community College	219	240	144	126	142	174	-35.2%
Holmes Community College	117	66	96	63	72	83	-38.5%
Itawamba Community College	91	99	64	87	83	85	-8.8%
Jones County Junior College	52	51	72	58	67	60	28.8%
Meridian Community College	162	118	184	203	203	174	25.3%
Mississippi Delta Community College	49	48	34	36	46	43	-6.1%
Mississippi Gulf Coast Community College	105	156	290	140	177	174	68.6%
Mississippi University for Women	42	46	41	41	52	44	23.8%
Northeast Mississippi Community College	69	79	79	65	60	70	-13.0%
Northwest Mississippi Community College	103	106	99	115	83	101	-19.4%
Pearl River Community College	89	111	67	86	76	86	-14.6%
Southwest Mississippi Community College	69	72	55	62	66	65	-4.3%
Subtotal	1339	1350	1378	1189	1250	1301	-6.6%
Baccalaureate							
Alcorn State University	40	44	34	19	43	36	7.5%
Belhaven University ¹	N/A	N/A	13	23	22	19	N/A
Delta State University	31	35	56	59	68	50	119.4%
Mississippi College	67	72	77	66	84	73	25.4%
Mississippi University for Women	294	384	429	382	393	376	33.7%
University of Mississippi Medical Center	257	255	303	312	300	285	16.7%
University of Southern Mississippi	178	168	195	166	152	172	-14.6%
William Carey University	103	87	75	84	84	87	-18.4%
Subtotal	970	1045	1182	1111	1146	1091	18.1%
Masters							
Alcorn State University	22	16	6	17	9	14	-59.1%
Delta State University	16	15	21	13	10	15	-37.5%
Mississippi University for Women	39	39	38	36	31	37	-20.5%
University of Mississippi Medical Center	65	117	138	151	113	117	73.8%
University of Southern Mississippi	41	55	40	72	65	55	58.5%
William Carey University	51	43	45	41	21	40	-58.8%
Subtotal	234	285	288	330	249	277	6.4%
Doctoral							
Delta State University ²	N/A	4	3	6	6	5	N/A
Mississippi University for Women	5	2	1	6	5	4	0.0%
University of Mississippi Medical Center	7	4	6	6	13	7	85.7%
University of Southern Mississippi	7	15	21	29	22	19	214.3%
William Carey University	21	26	27	37	21	26	0.0%
Subtotal	40	51	58	84	67	60	67.5%
TOTAL	2583	2731	2906	2714	2712	2729	5.0%

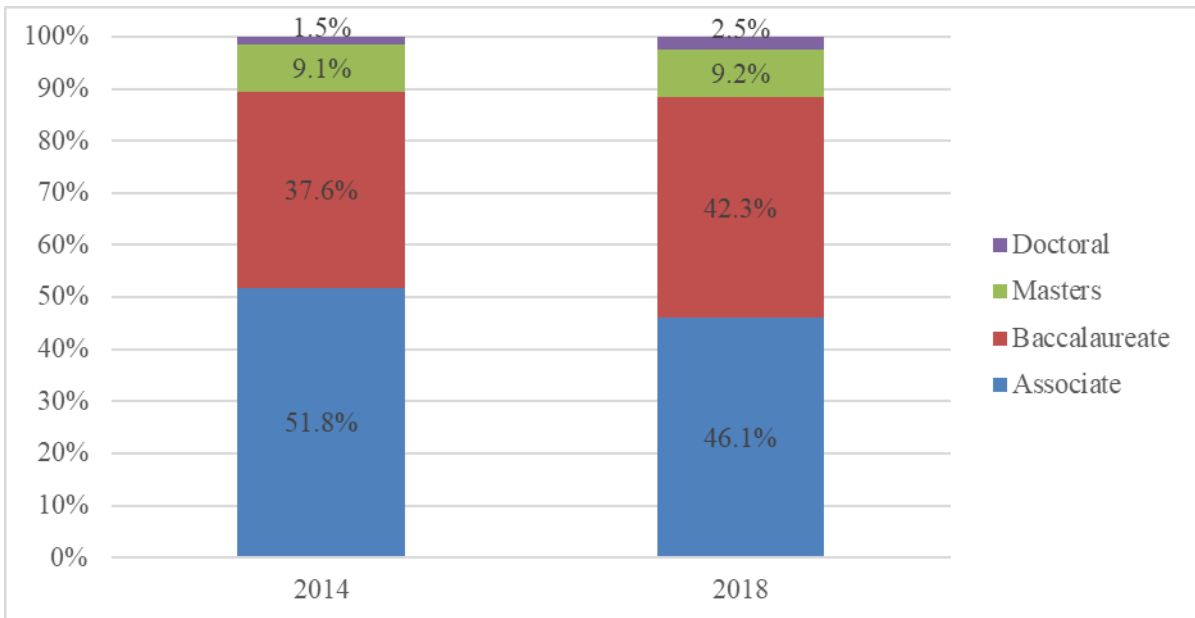
¹ Belhaven University – new program August 2014 with first graduating class May 2016

² DSU – new Doctor of Nursing Practice (DNP) program August 2013

Graduates by Academic Year



- Nursing graduates have increased by 5.0 percent from AY2013-14 to AY2017-18. Most of this increase has been in the baccalaureate (18.1%), masters (6.4%), and doctoral (67.5%) programs.



- Nursing graduates by academic level have changed slightly from AY2013-14 to AY2017-18. Higher percentages of students are graduating at the baccalaureate level.

Associate and Baccalaureate Graduates Academic Year 2017-2018

Institution/Degree	Generic Graduates ¹	LPN to RN Graduates	Other RN Graduates ²	RN to BSN Graduates	Total Graduates
Associate Degree					
Alcorn State University	16				16
Coahoma Community College		22			22
Copiah-Lincoln Community College	20				20
East Central Community College	36	6			42
East Mississippi Community College	23				23
Hinds Community College	94	36	12		142
Holmes Community College	53	19			72
Itawamba Community College	80	3			83
Jones County Junior College	66	1			67
Meridian Community College	178	22	3		203
Mississippi Delta Community College	36	10			46
Mississippi Gulf Coast Community College	153	24			177
Mississippi University Women	33	19			52
Northeast Mississippi Community College	48	12			60
Northwest Mississippi Community College	74	9			83
Pearl River Community College	56	20			76
Southwest Mississippi Community College	35	31			66
Subtotal	1001	234	15		1250
Baccalaureate Degree					
Alcorn State University	28			15	43
Belhaven University	20			2	22
Delta State University	41			27	68
Mississippi College	69		13	2	84
Mississippi University for Women	55		9	329	393
University of Mississippi Medical Center	87		54	159	300
University of Southern Mississippi	150		2		152
William Carey University	65			19	84
Subtotal	515		78	553	1146
TOTAL	1516	234	93	553	2396

¹Generic Graduates - Traditional track pre-licensure students

²Other RN Graduates – Accelerated 2nd Degree BSN, Dual Enrollment (ADN & BSN), Paramedic-to-RN, Respiratory Therapist-to-RN & Veteran BSN pre-licensure students.

**Masters and Doctoral Graduates
Academic Year 2017-2018**

Institution	Doctoral Graduates		Masters Graduates		Total Graduates
	DNP	PhD	Role		
Alcorn State University			Education Family NP	1 8	9
Delta State University	6		Family NP Post-Masters Family NP	9 1	16
Mississippi University for Women	5		Family NP	31	36
University of Mississippi Medical Center	11	2	Administration/Executive Post-Masters Administration/Executive Education Family NP Post-Masters Family NP Acute Care Adult Geri NP Adult Geri NP Post-Masters Adult Geri NP Family Psych MH NP Post-Masters Family Psych MH NP Neonatal NP Pediatric NP	16 1 8 31 4 5 17 1 18 4 3 5	126
University of Southern Mississippi	20	2	Family NP Post-Masters Family NP Family Psych MH NP Post-Masters Family Psych MH NP	41 8 11 5	87
William Carey University		21	Education MSN/MBA	19 2	42
Total Graduates AY 2017/2018	42	25		249	316
Total Graduates AY 2016/2017	40	44		330	414
Total Graduates AY 2015/2016	30	28		288	346
Total Graduates AY 2014/2015	19	32		285	336
Total Graduates AY 2013/2014	16	24		234	274

**NCLEX-RN® Pass Rates
Mississippi Undergraduate Nursing Programs
Calendar Years 2016-2018**

(Source: MS Board of Nursing/National Council of State Boards of Nursing)

STANDARD VI: Outcomes. 2. a. NCLEX Pass Rates: Annual NCLEX pass rates for all test takers (1st and repeat) will be at 80% or above over a three-year period.

Nursing Programs	2016	2017	2018	3-Year Pass Rate
Alcorn State University	88.00%	87.50%	78.57%	85.11%
Coahoma Community College	100%	100%	100%	100%
Copiah-Lincoln Community College	100%	95.65%	100%	98.73%
East Central Community College	91.67%	94.44%	97.62%	94.44%
East Mississippi Community College	90.48%	100%	95.45%	95.38%
Hinds Community College	93.46%	95.89%	93.92%	94.41%
Holmes Community College	100%	98.36%	98.77%	98.98%
Itawamba Community College	96.77%	95.45%	100%	97.42%
Jones County Junior College	97.14%	92.86%	94.20%	94.87%
Meridian Community College	92.02%	88.33%	94.69%	91.83%
Mississippi Delta Community College	100%	91.67%	97.83%	96.55%
Mississippi Gulf Coast Community College	98.70%	99.32%	100%	99.31%
Mississippi University for Women	97.56%	100%	100%	99.25%
Northeast Mississippi Community College	98.73%	96.92%	100%	98.53%
Northwest Mississippi Community College	100%	97.37%	100%	98.98%
Pearl River Community College	92.75%	97.67%	96.00%	95.65%
Southwest Mississippi Community College	96.49%	98.63%	100%	98.45%
Associate Degree Pass Rate	95.91%	95.67%	97.21%	96.27%
Alcorn State University	95.24%	87.50%	100%	95.38%
Belhaven University	92.31%	95.00%	79.17%	87.72%
Delta State University	100%	97.22%	97.56%	98.25%
Mississippi College	89.33%	94.03%	96.34%	93.30%
Mississippi University for Women	100%	100%	100%	100%
University of Mississippi Medical Center	94.96%	96.40%	100%	97.24%
University of Southern Mississippi	96.95%	95.03%	98.69%	96.86%
William Carey University	100%	97.01%	100%	98.93%
Bachelor Degree Pass Rate	96.13%	95.96%	98.13%	96.76%
ADN and BSN Pass Rate Combined	95.98%	95.76%	97.51%	96.43%
National Pass Rate (1st Write Only)	84.57%	87.11%	88.29%	
National Pass Rate (Repeat)	46.14%	45.56%	43.22%	
TOTAL Mississippi Graduates taking NCLEX-RN®	1741	1770	1805	

Student/Faculty Ratios Fall 2018

STANDARD IV. Curriculum. *Undergraduate student-to-faculty ratios must be no more than 15 to 1 for total enrollment, 10 to 1 for clinical laboratory courses that require direct supervision, and 15 to 1 for those courses that do not require direct supervision. Graduate student-to-faculty ratios must be no more than 15 to 1 for total enrollment, 15 to 1 in graduate clinical courses, 2 to 1 for advanced practice clinical courses that require direct supervision, and 6 to 1 for advanced practice clinical courses that do not require direct supervision.*

Nursing Program	Student Enrollment	Total Faculty Number* (FTE)	Student/Faculty Total Enrollment Ratio	Meets Student/Faculty Clinical Ratio**
Associate Degree				
Alcorn State University	35	3 (2.5)	12:1	Yes
Coahoma Community College	26	4 (4.0)	7:1	Yes
Copiah-Lincoln Community College	78	10 (10)	8:1	Yes
East Central Community College	84	10 (9.3)	8:1	Yes
East Mississippi Community College	49	6 (6)	8:1	Yes
Hinds Community College	396	46 (44)	9:1	Yes
Holmes Community College	250	31 (22.7)	8:1	Yes
Itawamba Community College	233	17 (16.12)	14:1	Yes
Jones County Junior College	149	16 (15.5)	9:1	Yes
Meridian Community College	434	40 (39.2)	11:1	Yes
Mississippi Delta Community College	105	12 (12)	9:1	Yes
Mississippi Gulf Coast Community College	456	41 (34.8)	11:1	Yes
Mississippi University for Women	116	12 (11.25)	10:1	Yes
Northeast Mississippi Community College	187	15 (14.10)	12:1	Yes
Northwest Mississippi Community College	259	28 (21.6)	9:1	Yes
Pearl River Community College	214	21 (19.2)	10:1	Yes
Southwest Mississippi Community College	171	15 (13.2)	11:1	Yes
Baccalaureate Degree				
Alcorn State University	55	8 (5.75)	7:1	Yes
Belhaven University	51	8 (7.30)	6:1	Yes
Delta State University	158	15 (11.73)	11:1	Yes
Mississippi College	358	42 (25.35)	9:1	Yes
Mississippi University for Women	456	41 (27.22)	11:1	Yes
University of Mississippi Medical Center	390	39 (38.40)	10:1	Yes
University of Southern Mississippi	439	49 (31.6)	9:1	Yes
William Carey University	202	30 (17)	7:1	Yes
Graduate Degree¹				
Alcorn State University	12	10 (3.75)	1:1	Yes
Delta State University	27	10 (4.71)	3:1	Yes
Mississippi University for Women	38	15 (7.5)	3:1	Yes
University of Mississippi Medical Center	249	45 (30.25)	6:1	Yes
University of Southern Mississippi	206	22 (13.15)	9:1	Yes
William Carey University	29	12 (3.1)	2:1	Yes
TOTAL	5912	673 (522.78)		

*Total Faculty Number may include duplicated numbers due to faculty teaching across degree levels.

** Student/Faculty Clinical Ratio based on verification in the annual report submitted by Deans and Directors of Schools of Nursing

¹Graduate Degree Student Enrollment data for Master of Science in Nursing (MSN) and Doctor of Nursing Practice (DNP) programs

Faculty Vacancies and Preparation by Institution Fall 2018

Institution	Program Vacancy				Faculty Preparation				Total Faculty FTE
	ADN	BSN	MSN	DNP/PhD	ADN/BSN ¹	MSN	Doctorate	Other ²	
Alcorn State University		1	1			5.9	6.0	.10	12.00
Belhaven University						4.3	3.0		7.30
Coahoma Community College						2.0	2.0		4.00
Copiah-Lincoln Community College						10.0			10.00
Delta State University		1			.49	8.25	7.70		16.44
East Central Community College						8.30	1.0		9.3
East Mississippi Community College						6.0			6.00
Hinds Community College	1					36	8		44.00
Holmes Community College						20.7	2		22.7
Itawamba Community College						2.12	14		16.12
Jones County Junior College						15.5			15.50
Meridian Community College					1.0	33.2	5		39.20
Mississippi College					0.5	18.6	6.25		25.35
Mississippi Delta Community College						12			12.00
Mississippi Gulf Coast Community College	1					26.8	8		34.80
Mississippi University for Women						24.68	21.29		45.97
Northeast Mississippi Community College						9.10	5.0		14.10
Northwest Mississippi Community College						21.6			21.60
Pearl River Community College						16.2	3.0		19.20
Southwest Mississippi Community College					1.10	12.10			13.20
University of Mississippi Medical Center					1.0	23.40	40.85	3.4	68.65
University of Southern Mississippi		1		1		17.25	27.5		44.75
William Carey University						10.8	18.7		29.50
Total Fall 2018	2	3	1	1	4.09	344.8	179.29	3.5	531.68

Faculty preparation includes full-time, part-time, and adjunct.

¹ADN or BSN Prepared Faculty – approved faculty exception currently pursuing a master’s degree in nursing, with completion in 3 years

²Other (Non-Nurse Faculty) – Anesthesiologists (USM: 2 volunteer/no cost), Medical Doctor, PhD Biochemistry, PhD Biostatistics, PhD Clinical Health Sciences, PhD Counseling Psychology, PhD Immunoparasitology/Molecular Biology and PhD Instructional Systems and Workforce Development

Degree Completion Rates by Degree Level

STANDARD VI: Outcomes. 2. b. Degree Completion Rates: *Expected levels of achievement for program completion are determined by the faculty, reflect program demographics, academic progression, program history, best practices, and will be within 150 percent of the stated program length over a three-year period.*

College/University Nursing Program	Academic Year			ELA*	3-Year Rate
	2015/2016	2016/2017	2017/2018		
Associate Degree					
Alcorn State University ¹	70.83%	73.08%	72.73%	63.33%	71.76%
Coahoma Community College	56.25%	61.29%	75.86%	55%	65.79%
Copiah-Lincoln Community College ²	52.94%	46.94%	46.34%	51.66%	49.37%
East Central Community College ³	87.69%	76.92%	67.27%	56.66%	77.91%
East Mississippi Community College	75.00%	70.59%	71.79%	60%	72.16%
Hinds Community College	84.31%	72.51%	63.51%	60%	74.32%
Holmes Community College	63.16%	60.40%	57.46%	60%	60.46%
Itawamba Community College	56.89%	52.41%	60.51%	60%	56.53%
Jones County Junior College	92.19%	94.34%	83.10%	60%	89.36%
Meridian Community College	63.95%	72.04%	72.87%	60%	69.83%
Mississippi Delta Community College ⁴	60.27%	71.11%	52.70%	61.33%	59.90%
Mississippi Gulf Coast Community College	64.83%	57.61%	62.99%	60%	62.04%
Mississippi University for Women	63.64%	77.61%	61.04%	60%	67.14%
Northeast Mississippi Community College	73.58%	75.56%	78.75%	60%	75.72%
Northwest Mississippi Community College	80.38%	71.84%	68.90%	65%	73.59%
Pearl River Community College	84.26%	89.16%	82.22%	60%	85.05%
Southwest Mississippi Community College	78.26%	75.86%	74.44%	60%	76.25%
Baccalaureate					
Alcorn State University	85.11%	80.65%	72.97%	70%	80.00%
Belhaven University	86.67%	94.44%	90.32%	80%	90.63%
Delta State University	87.50%	80.82%	86.08%	70%	84.72%
Mississippi College	93.24%	94.52%	97.30%	70%	95.02%
Mississippi University for Women ⁵	95.42%	94.66%	95.82%	71.66%	95.31%
University of Mississippi Medical Center	96.37%	94.83%	90.32%	85%	93.84%
University of Southern Mississippi ⁶	97.95%	95.95%	96.71%	76.66%	96.92%
William Carey University	79.63%	73.53%	81.52%	70%	78.15%
Masters					
Alcorn State University	69.57%	80.00%	85.00%	70%	77.36%
Delta State University	95.00%	92.86%	90.00%	70%	93.18%
Mississippi University for Women	100%	97.06%	100%	90%	99.03%
University of Mississippi Medical Center	91.30%	96.79%	84.67%	85%	90.99%
University of Southern Mississippi	100%	95.83%	100%	80%	98.17%
William Carey University	100%	93.18%	95.12%	90%	94.90%
Doctor of Nursing Practice					
Delta State University	100%	100%	100%	70%	100%
Mississippi University for Women	100%	100%	83.33%	80%	93.33%
University of Mississippi Medical Center	100%	100%	100%	85%	100%
University of Southern Mississippi	95.00%	95.83%	100%	75%	97.01%

*ELA – Expected levels of achievement

¹ASU - ADN average ELA for three-year period (ELA 70% 2015/16; 60% 2016/17 & 2017/18)

²CLCC - ADN average ELA for three-year period (ELA 55% 2015/16; 50% 2016/17 & 2017/18)

³ECCC - ADN average ELA for three-year period (ELA 60% 2015/16; 55% 2016/17 & 2017/18)

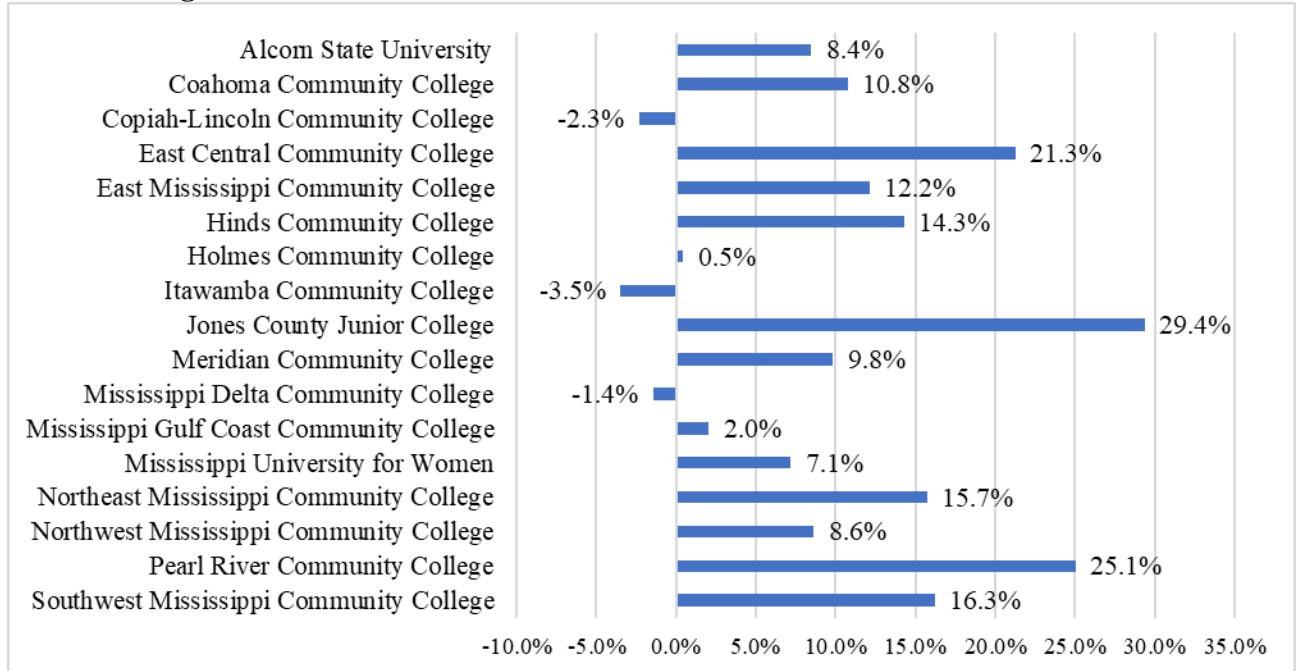
⁴MDCC - ADN average ELA for three-year period (ELA 60% 2015/16; 62% 2016/17 & 2017/18)

⁵MUW - BSN average ELA for three-year period (ELA 75% 2015/16; 70% 2016/17 & 2017/18)

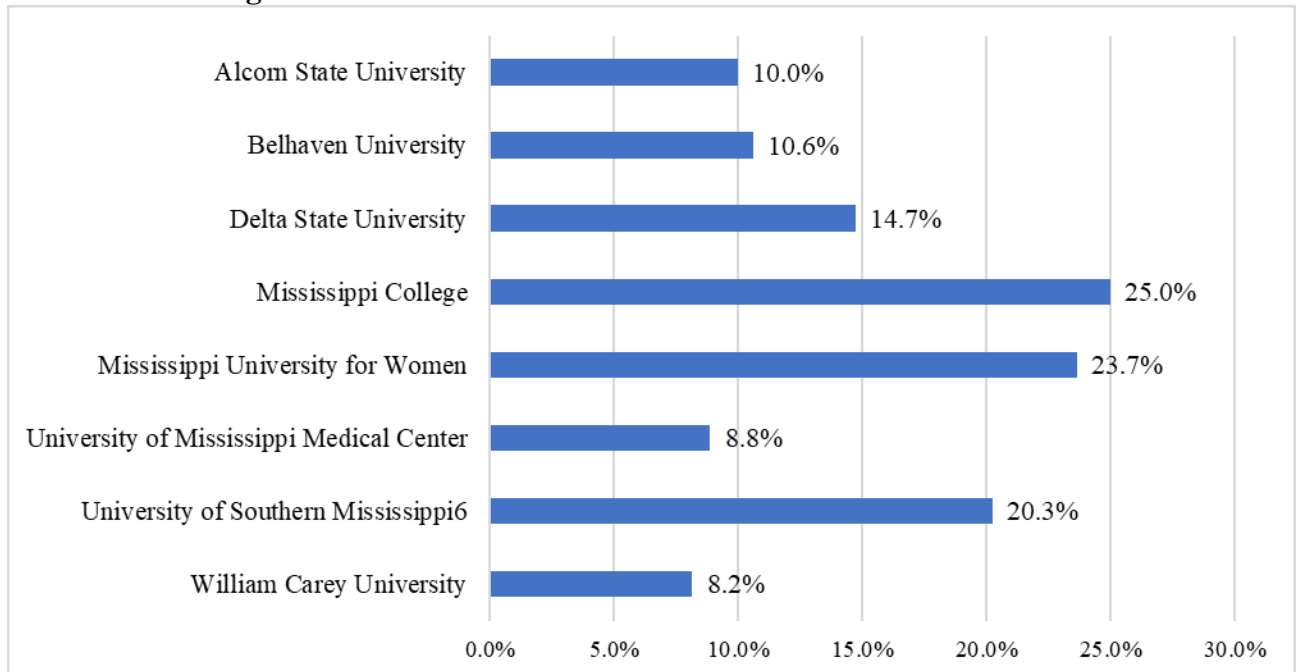
⁶USM - BSN average ELA for three-year period (ELA 75% 2015/16 & 2016/17; 80% 2017/18)

Degree Completion Rates Above or Below Expected Levels of Achievement (ELA)

Associate Degree



Baccalaureate Degree

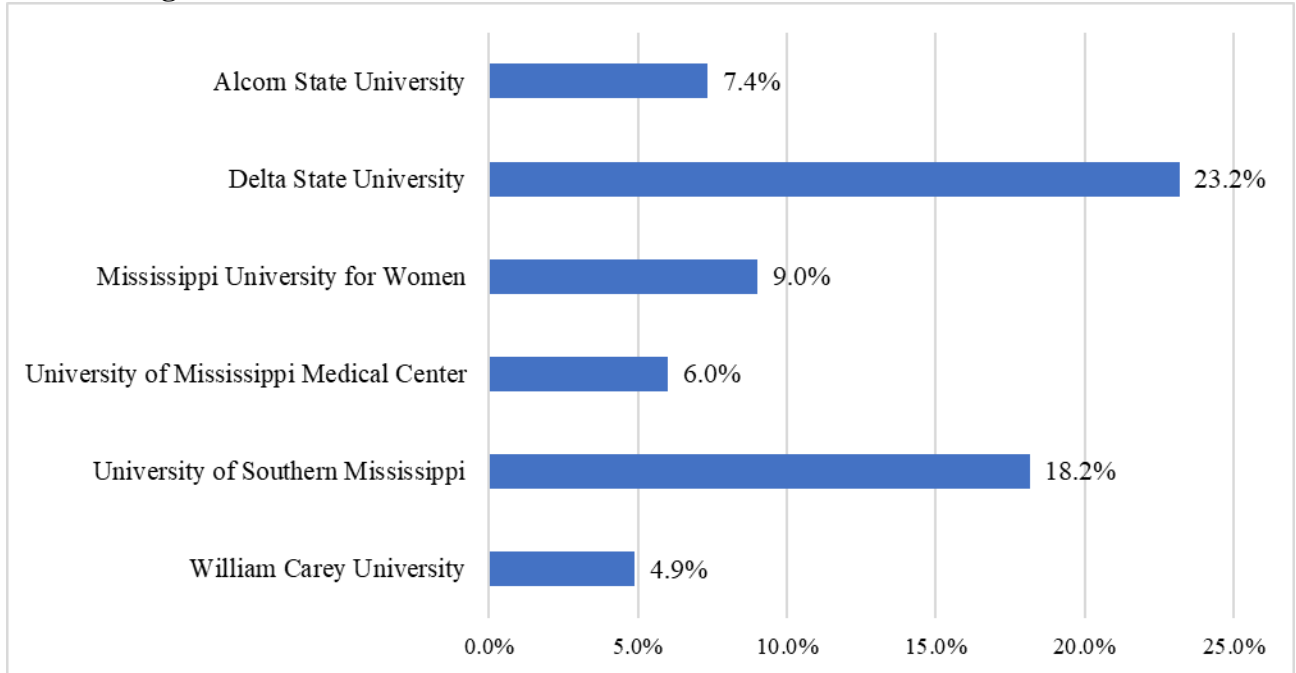


*Belhaven University – new program August 2014 with first graduating class May 2016

Note: Zero (0.0%) or positive values indicate three-year completion rates meet or exceed Expected Levels of Achievement (ELA) rates. Negative values indicate completion rates fell below ELA rates.

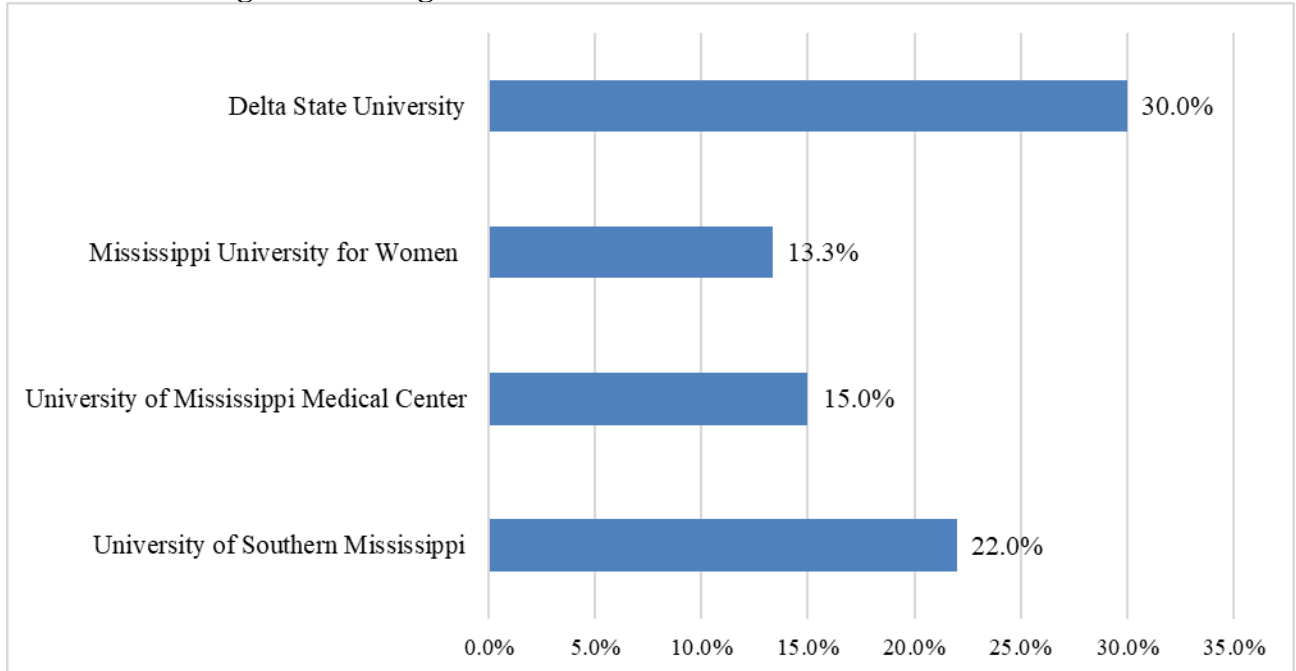
Degree Completion Rates Above or Below Expected Levels of Achievement (ELA)

Masters Degree



Note: Zero (0.0%) or positive values indicate three-year completion rates meet or exceed Expected Levels of Achievement (ELA) rates. Negative values indicate completion rates fell below ELA rates.

Doctor of Nursing Practice Degree



Note: Zero (0.0%) or positive values indicate three-year completion rates meet or exceed Expected Levels of Achievement (ELA) rates. Negative values indicate completion rates fell below ELA rates.

Nurse Practitioner and Nurse Anesthesia Certification Rates Calendar Years 2015-2017

STANDARD VI: Outcomes. 2. c. Certification Pass Rates:

Annual nurse practitioner certification exam pass rates for all test takers (1st and repeat) will be at 80% or above over a three-year period.

College/University Nursing Program	2015	2016	2017	3-Year Rate
Alcorn State University	93.33%	71.43%	94.12%	89.74%
Delta State University	93.33%	100%	92.31%	95.65%
Mississippi University for Women	100%	96.97%	96.77%	98.04%
University of Mississippi Medical Center	100%	100%	100%	100%
University of Southern Mississippi	90.48%	96.88%	93.94%	93.57%

Annual nurse anesthesia certification exam pass rates for all test takers (1st and repeat) will be at 80% or above over a three-year period.

College/University Nursing Program	2015	2016	2017	3-Year Rate
University of Southern Mississippi	100%	95.00%	89.66%	92.45%

USM – Post-BSN to DNP Nurse Anesthesia Program (NAP) admitted first cohort January 2013, with first graduating class December 2015.

National Accreditation Status and Site Visit Schedule

III. STANDARDS FOR ACCREDITATION. *All Nursing Education Programs must be accredited by a national nursing education accrediting body.*

Nursing Program	Accreditation Status		Date of Next Accreditation Visit
	ACEN*	CCNE**	
Associate Degree			
Alcorn State University	Continuing Accreditation		Spring 2023
Coahoma Community College	Initial Accreditation		Fall 2019
Copiah-Lincoln Community College	Continuing Accreditation With Conditions		Spring 2020 Follow-Up Report
East Central Community College	Continuing Accreditation		Fall 2026
East Mississippi Community College	Continuing Accreditation		Fall 2024
Hinds Community College	Continuing Accreditation		Fall 2026
Holmes Community College	Continuing Accreditation		Spring 2019
Itawamba Community College	Continuing Accreditation		Spring 2020
Jones County Junior College	Continuing Accreditation		Fall 2026
Meridian Community College	Continuing Accreditation		Spring 2026
Mississippi Delta Community College	Continuing Accreditation		Spring 2021
Mississippi Gulf Coast Community College	Continuing Accreditation		Spring 2020
Mississippi University for Women	Continuing Accreditation		Fall 2021
Northeast Mississippi Community College	Continuing Accreditation		Spring 2023
Northwest Mississippi Community College	Continuing Accreditation With Conditions		Fall 2019 Follow-Up Report
Pearl River Community College	Continuing Accreditation		Spring 2019
Southwest Mississippi Community College	Continuing Accreditation		Spring 2020
Baccalaureate/Higher Degree			
Alcorn State University	Continuing Accreditation Continuing Accreditation		Fall 2023 BSN Fall 2020 MSN
Belhaven University		Initial Accreditation	Spring 2021
Delta State University		Continuing Accreditation Initial Accreditation	Spring 2020 BSN/MSN/ DNP/Post-Graduate APRN
Mississippi College		Continuing Accreditation	Spring 2022 BSN
Mississippi University for Women		Continuing Accreditation Initial Accreditation	Spring 2020 BSN/MSN/ DNP/Post-Graduate APRN
University of Mississippi Medical Center		Continuing Accreditation Continuing Accreditation	Spring 2022 BSN/MSN Spring 2027 DNP/Post-Graduate APRN
University of Southern Mississippi ¹		Continuing Accreditation Continuing Accreditation Continuing Accreditation	Spring 2022 BSN/MSN Spring 2027 DNP/Post-Graduate APRN Spring 2019 NAP (COA)
William Carey University		Continuing Accreditation	Spring 2022 BSN/MSN

*ACEN – Accreditation Commission for Education in Nursing

**CCNE – Commission on Collegiate Nursing Education

¹USM – Spring 2012 Initial Accreditation by the Council on Accreditation (COA) of Nurse Anesthesia Educational Programs