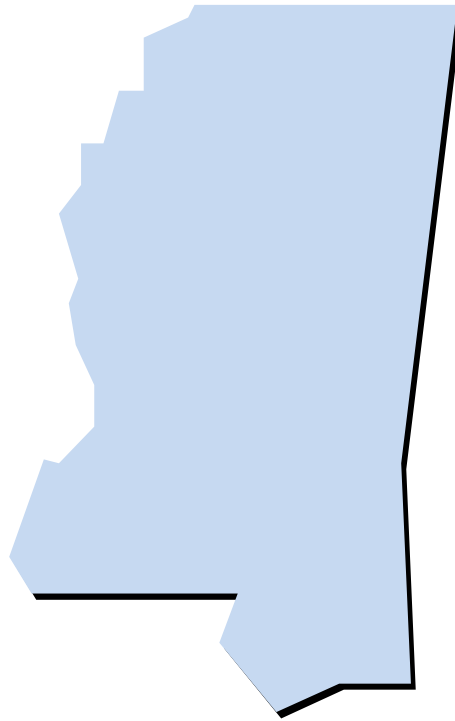


ANNUAL REPORT FOR MISSISSIPPI NURSING
DEGREE PROGRAMS

Nursing Education in
MISSISSIPPI



Janette S. McCrory, DNP, RN
Director of Nursing Education

May 17, 2018

Office of Academic and Student Affairs
Mississippi Institutions of Higher Learning

TABLE OF CONTENTS

Admissions by Academic Year	Page 3
Enrollment by Fall Term	Page 5
Graduate Program Enrollment by Clinical Practice Role	Page 7
Graduates by Academic Year	Page 8
Associate and Baccalaureate Graduates	Page 10
Masters and Doctoral Graduates	Page 11
NCLEX-RN® Pass Rates	Page 12
Student/Faculty Ratios	Page 13
Faculty Vacancies and Preparation by Institution	Page 14
Degree Completion Rates by Degree Level	Page 15
Nurse Practitioner and Nurse Anesthesia Certification Rates	Page 17
National Accreditation Status and Schedule	Page 18

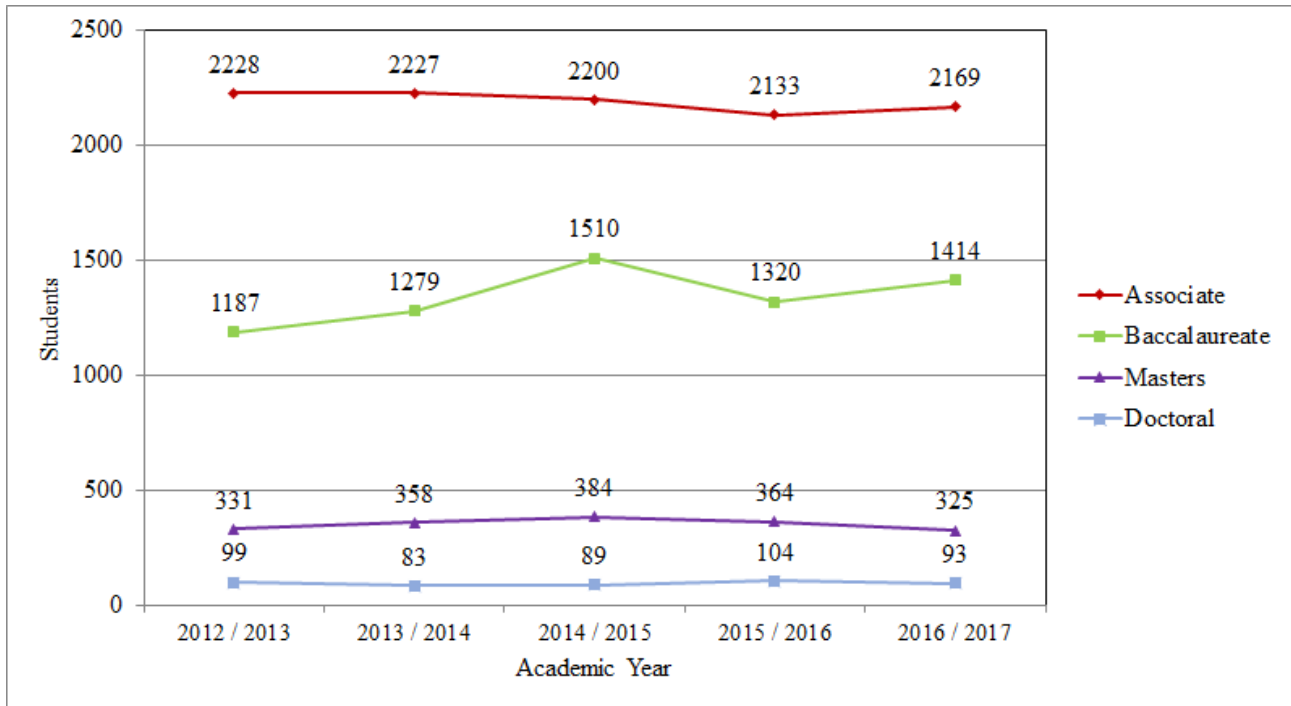
Admissions by Academic Year

College/University Nursing Program	2012 / 2013	2013 / 2014	2014 / 2015	2015 / 2016	2016/ 2017	5-Year Average	5-Year Change
Associate							
Alcorn State University	45	48	35	28	21	35	-53.3%
Coahoma Community College	36	25	23	19	31	27	-13.9%
Copiah-Lincoln Community College	74	65	67	66	51	65	-31.1%
East Central Community College	89	68	63	65	55	68	-38.2%
East Mississippi Community College	30	22	39	27	29	29	-3.3%
Hinds Community College	290	260	267	238	262	263	-9.7%
Holmes Community College	165	187	166	142	157	163	-4.8%
Itawamba Community College	169	169	166	166	166	167	-1.8%
Jones County Junior College	98	79	95	85	94	90	-4.1%
Meridian Community College	274	268	302	305	306	291	11.7%
Mississippi Delta Community College	79	79	68	63	59	70	-25.3%
Mississippi Gulf Coast Community College	318	329	302	302	321	314	0.9%
Mississippi University for Women	60	70	73	66	74	69	23.3%
Northeast Mississippi Community College	122	127	116	108	112	117	-8.2%
Northwest Mississippi Community College	160	162	174	189	174	172	8.8%
Pearl River Community College	132	166	141	160	131	146	-0.8%
Southwest Mississippi Community College	87	103	103	104	126	105	44.8%
Subtotal	2228	2227	2200	2133	2169	2191	-2.6%
Baccalaureate							
Alcorn State University	55	50	63	61	39	54	-29.1%
Belhaven University ¹	N/A	N/A	18	31	24	24	N/A
Delta State University	41	49	84	65	60	60	46.3%
Mississippi College	81	80	74	82	145	92	79.0%
Mississippi University for Women	436	442	601	401	431	462	-1.1%
University of Mississippi Medical Center	215	276	318	336	336	296	56.3%
University of Southern Mississippi	235	246	221	237	239	236	1.7%
William Carey University	124	136	131	107	140	128	12.9%
Subtotal	1187	1279	1510	1320	1414	1352	19.1%
Masters							
Alcorn State University	26	35	12	23	15	22	-42.3%
Delta State University	23	15	20	14	11	17	-52.2%
Mississippi University for Women	40	41	42	38	36	39	-10.0%
University of Mississippi Medical Center	96	155	201	168	128	150	33.3%
University of Southern Mississippi	62	61	56	78	98	71	58.1%
William Carey University	84	51	53	43	37	54	-56.0%
Subtotal	331	358	384	364	325	352	-1.8%
Doctoral							
Delta State University ²	N/A	6	17	9	6	10	N/A
Mississippi University for Women	5	6	1	11	13	7	160.0%
University of Mississippi Medical Center	19	12	17	17	17	16	-10.5%
University of Southern Mississippi	31	33	26	37	29	31	-6.5%
William Carey University	44	26	28	30	28	31	-36.4%
Subtotal	99	83	89	104	93	96	-6.1%
TOTAL	3845	3947	4183	3921	4001	3979	4.1%

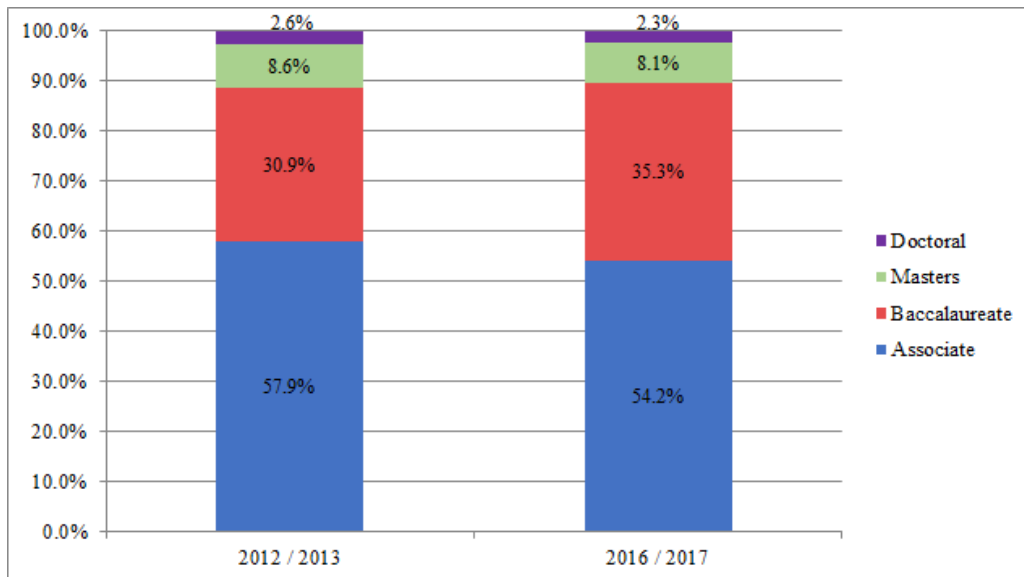
¹ Belhaven University – new program August 2014 with first graduating class May 2016

² DSU – new Doctor of Nursing Practice (DNP) program August 2013

Admissions by Academic Year



- The overall total number of nursing admissions has increased by 4.1 percent from AY2012-13 to AY2016-17. This increase has been in the Baccalaureate (19.1%) programs. Admissions to Associate (-2.6%), Masters (-1.8%), and Doctoral (-6.1%) programs have declined slightly.



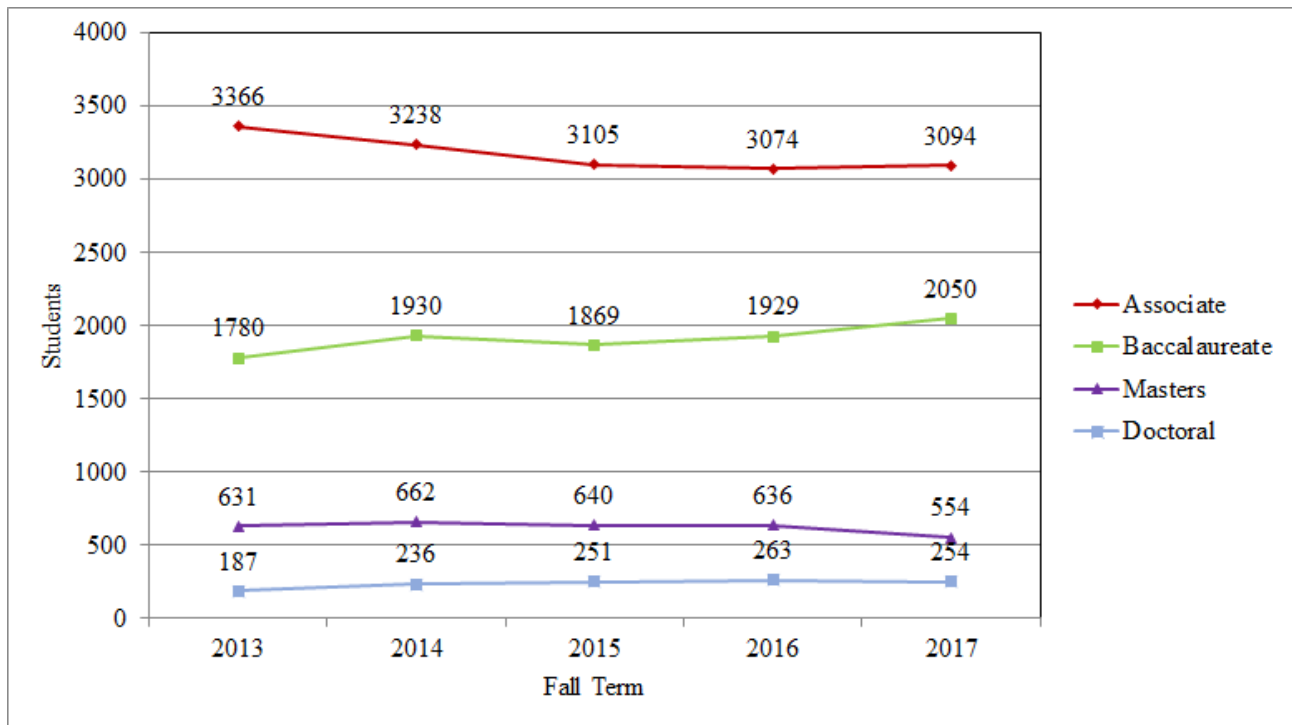
- Nursing admissions by academic level have changed slightly from AY2012-13 to AY2016-17. Higher percentages of admissions are at the baccalaureate level.

Enrollment by Fall Term

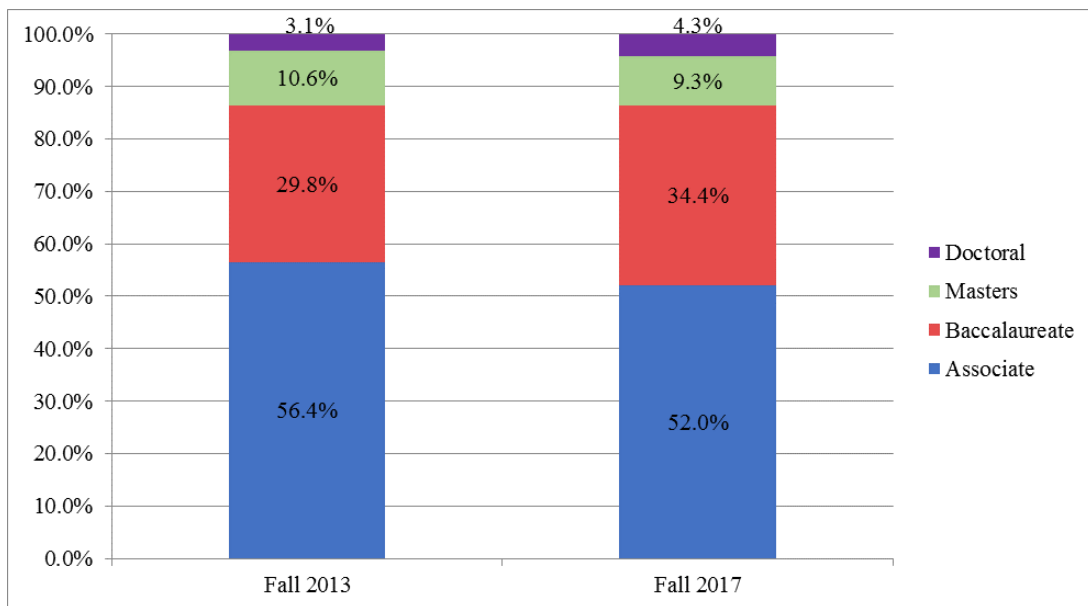
College/University Nursing Program	2013	2014	2015	2016	2017	5-Year Average	5-Year Change
Associate							
Alcorn State University	78	59	46	29	31	49	-60.3%
Coahoma Community College	29	21	23	26	29	26	0.0%
Copiah-Lincoln Community College	105	99	84	91	79	92	-24.8%
East Central Community College	108	109	102	83	86	98	-20.4%
East Mississippi Community College	41	42	50	53	51	47	24.4%
Hinds Community College	472	476	396	404	378	425	-19.9%
Holmes Community College	278	202	223	191	196	218	-29.5%
Itawamba Community College	270	239	224	246	245	245	-9.3%
Jones County Junior College	139	148	157	155	156	151	12.2%
Meridian Community College	380	389	391	442	476	416	25.3%
Mississippi Delta Community College	118	104	101	100	111	107	-5.9%
Mississippi Gulf Coast Community College	389	434	407	332	368	386	-5.4%
Mississippi University for Women	96	99	97	98	114	101	18.8%
Northeast Mississippi Community College	199	196	195	187	182	192	-8.5%
Northwest Mississippi Community College	257	242	279	273	239	258	-7.0%
Pearl River Community College	254	239	195	212	195	219	-23.2%
Southwest Mississippi Community College	153	140	135	152	158	148	3.3%
Subtotal	3366	3238	3105	3074	3094	3175	-8.1%
Baccalaureate							
Alcorn State University	78	80	61	58	64	68	-17.9%
Belhaven University ¹	N/A	18	46	55	48	42	N/A
Delta State University	95	141	160	148	146	138	53.7%
Mississippi College	144	159	156	171	285	183	97.9%
Mississippi University for Women	499	530	461	490	457	487	-8.4%
University of Mississippi Medical Center	373	417	416	436	399	408	7.0%
University of Southern Mississippi	416	411	412	413	428	416	2.9%
William Carey University	175	174	157	158	223	177	27.4%
Subtotal	1780	1930	1869	1929	2050	1912	15.2%
Masters							
Alcorn State University	66	35	28	30	20	36	-69.7%
Delta State University	38	36	33	24	15	29	-60.5%
Mississippi University for Women	42	42	36	31	38	38	-9.5%
University of Mississippi Medical Center	288	355	353	330	277	321	-3.8%
University of Southern Mississippi	113	111	111	151	157	129	38.9%
William Carey University	84	83	79	70	47	73	-44.0%
Subtotal	631	662	640	636	554	625	-12.2%
Doctoral							
Delta State University	6	22	19	16	21	17	250.0%
Mississippi University for Women	5	3	12	13	9	8	80.0%
University of Mississippi Medical Center	42	57	55	66	65	57	54.8%
University of Southern Mississippi	60	77	91	97	90	83	50.0%
William Carey University	74	77	74	71	69	73	-6.8%
Subtotal	187	236	251	263	254	238	35.8%
TOTAL	5964	6066	5865	5902	5952	5950	-0.2%

¹ Belhaven University – new program August 2014 with first graduating class May 2016

Enrollment by Fall Term



- Nursing enrollment has remained relatively stable (-0.2%) from Fall 2013 to Fall 2017. Increases have been in the Baccalaureate (15.2%) and Doctoral (35.8%) programs. Enrollment in Associate (-8.1%) and Masters (-12.2%) programs have seen a decrease.



- Nursing enrollment by academic level has changed slightly from Fall 2013 to Fall 2017. Higher percentages of students are enrolling at the baccalaureate and doctoral levels.

Graduate Program Enrollment by Clinical Practice Role Fall 2017

Institution	Doctoral Enrollment			Masters Enrollment		Total Graduate Enrollment
	DNP	PhD	Other*	Role		
Alcorn State University				Education Family NP	2 18	20
Delta State University	21			Family NP Post-Masters Family NP	14 1	36
Mississippi University for Women	9			Family NP Post-Masters Family NP	35 3	47
University of Mississippi Medical Center	41	24		Administration/Executive Post-Masters Administration/Executive Education Post-Masters Education Family NP Post-Masters Family NP Acute Care Adult Geri NP Post-Masters Acute Care Adult Geri NP Adult Geri NP Post-Masters Adult Geri NP Family Psych MH NP Post-Masters Family Psych MH NP Neonatal NP Post-Masters Neonatal NP Pediatric Acute/Primary NP	36 2 29 2 87 6 13 1 29 2 36 4 12 1 17	342
University of Southern Mississippi ¹	69	21		Family NP Post-Masters Family NP Family Psych MH NP Post-Masters Family Psych MH NP	106 14 15 22	247
William Carey University		69		Education MSN/MBA Dual Degree	39 8	116
Total Graduate Enrollment Fall 2017	140	114			554	808
Total Graduate Enrollment Fall 2016	142	121			636	899
Total Graduate Enrollment Fall 2015	129	122			640	891
Total Graduate Enrollment Fall 2014	109	120	7		662	898
Total Graduate Enrollment Fall 2013	76	110	1		631	818

*Other – students with special circumstances or non-degree seeking

¹USM – DNP enrollment includes Nurse Anesthesia Program (Post-BSN to DNP).

Graduates by Academic Year

College/University Nursing Program	2012 / 2013	2013 / 2014	2014 / 2015	2015 / 2016	2016/ 2017	5-Year Average	5-Year Change
Associate							
Alcorn State University	27	41	29	25	5	25	-81.5%
Coahoma Community College	13	11	16	9	19	14	46.2%
Copiah-Lincoln Community College	50	52	41	36	23	40	-54.0%
East Central Community College	38	54	51	59	36	48	-5.3%
East Mississippi Community College	28	14	21	24	24	22	-14.3%
Hinds Community College	207	219	240	144	126	187	-39.1%
Holmes Community College	119	117	66	96	63	92	-47.1%
Itawamba Community College	73	91	99	64	87	83	19.2%
Jones County Junior College	61	52	51	72	58	59	-4.9%
Meridian Community College	158	162	118	184	203	165	28.5%
Mississippi Delta Community College	51	49	48	34	36	44	-29.4%
Mississippi Gulf Coast Community College	85	105	156	290	140	155	64.7%
Mississippi University for Women	47	42	46	41	41	43	-12.8%
Northeast Mississippi Community College	110	69	79	79	65	80	-40.9%
Northwest Mississippi Community College	119	103	106	99	115	108	-3.4%
Pearl River Community College	96	89	111	67	86	90	-10.4%
Southwest Mississippi Community College	84	69	72	55	62	68	-26.2%
Subtotal	1366	1339	1350	1378	1189	1324	-13.0%
Baccalaureate							
Alcorn State University	63	40	44	34	19	40	-69.8%
Belhaven University ¹	N/A	N/A	N/A	13	23	18	N/A
Delta State University	39	31	35	56	59	44	51.3%
Mississippi College	66	67	72	77	66	70	0.0%
Mississippi University for Women	336	294	384	429	382	365	13.7%
University of Mississippi Medical Center	124	257	255	303	312	250	151.6%
University of Southern Mississippi	198	178	168	195	166	181	-16.2%
William Carey University	126	103	87	75	84	95	-33.3%
Subtotal	952	970	1045	1182	1111	1052	16.7%
Masters							
Alcorn State University	25	22	16	6	17	17	-32.0%
Delta State University	13	16	15	21	13	16	0.0%
Mississippi University for Women	40	39	39	38	36	38	-10.0%
University of Mississippi Medical Center	58	65	117	138	151	106	160.3%
University of Southern Mississippi	45	41	55	40	72	51	60.0%
William Carey University	31	51	43	45	41	42	32.3%
Subtotal	212	234	285	288	330	270	55.7%
Doctoral							
Delta State University ²	N/A	N/A	4	3	6	4	N/A
Mississippi University for Women ³	N/A	5	2	1	6	4	N/A
University of Mississippi Medical Center	9	7	4	6	6	6	-33.3%
University of Southern Mississippi	10	7	15	21	29	16	190.0%
William Carey University ⁴	N/A	21	26	27	37	28	N/A
Subtotal	19	40	51	58	84	50	342.1%
TOTAL	2549	2583	2731	2906	2714	2697	6.5%

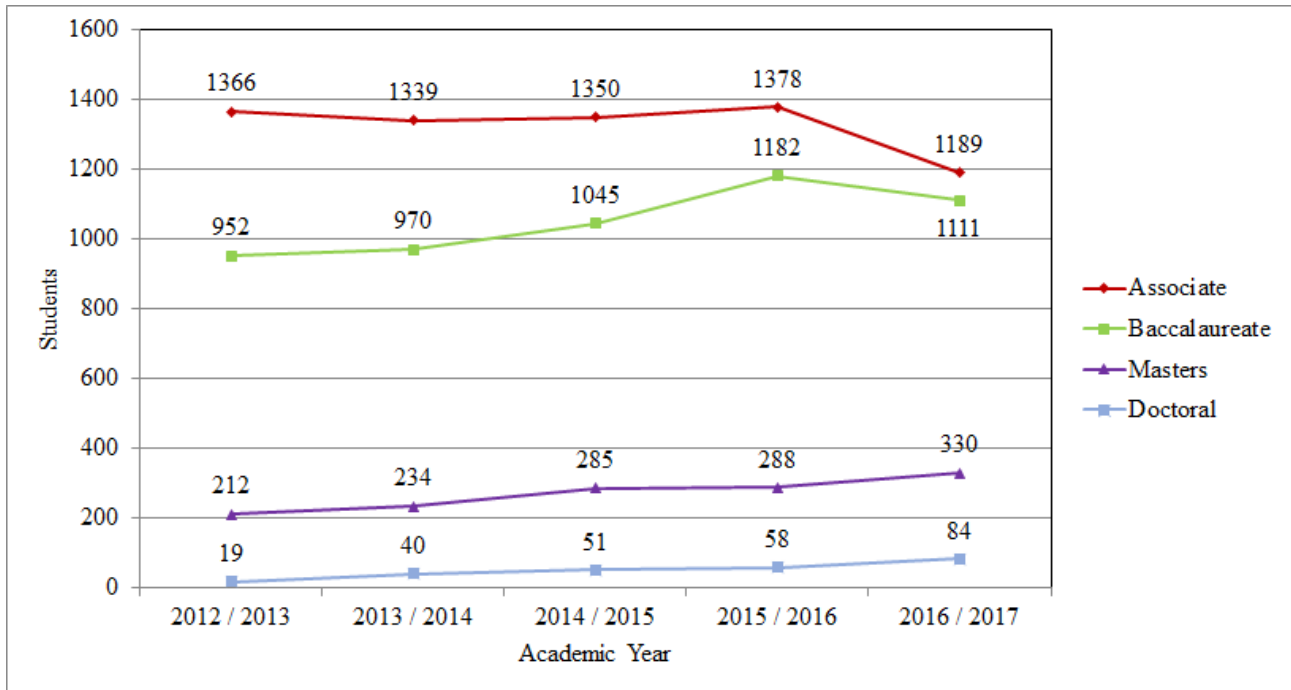
¹ Belhaven University – new program August 2014 with first graduating class May 2016

² DSU – new Doctor of Nursing Practice (DNP) program August 2013

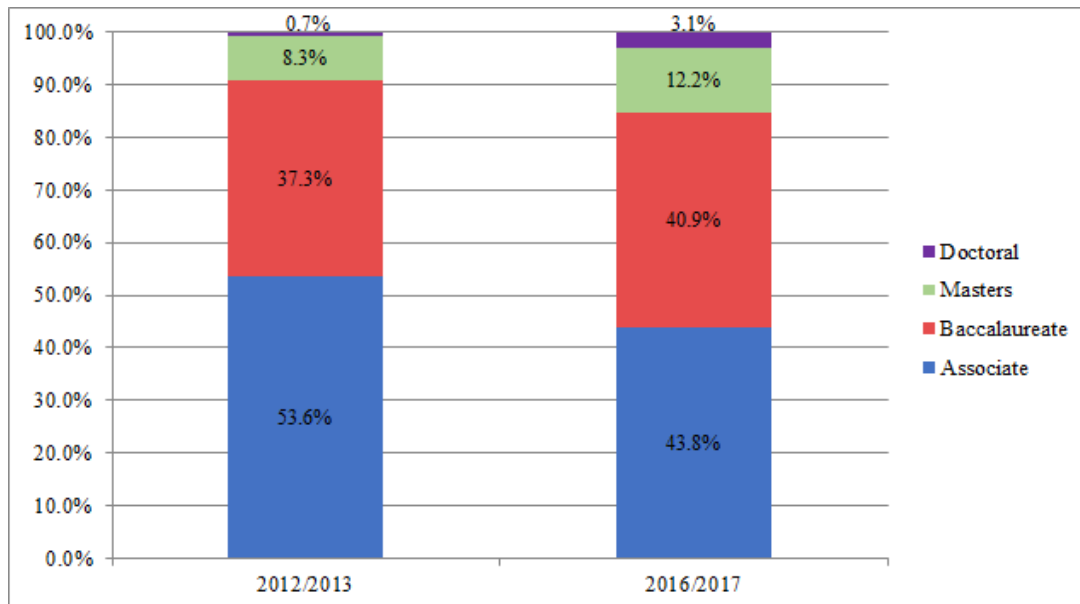
³ MUW – new Doctor of Nursing Practice (DNP) program January 2013

⁴ WCU – new PhD in Nursing Education and Administration program Fall 2012

Graduates by Academic Year



- Nursing graduates have increased by 6.5 percent from AY2012-13 to AY2016-17. Most of this increase has been in the baccalaureate (16.7%), masters (55.7%), and doctoral (342.1%) programs.



- Nursing graduates by academic level have changed slightly from AY2012-13 to AY2016-17. Higher percentages of students are graduating at the baccalaureate and graduate levels.

Associate and Baccalaureate Graduates Academic Year 2016-2017

Institution/Degree	Generic Graduates ¹	LPN to RN Graduates	Other RN Graduates ²	RN to BSN Graduates	Total Graduates
Associate Degree					
Alcorn State University	5				5
Coahoma Community College		19			19
Copiah-Lincoln Community College	23				23
East Central Community College	25	11			36
East Mississippi Community College	24				24
Hinds Community College	97	29			126
Holmes Community College	50	13			63
Itawamba Community College	81	6			87
Jones County Junior College	56	2			58
Meridian Community College	178	25			203
Mississippi Delta Community College	26	10			36
Mississippi Gulf Coast Community College	117	23			140
Mississippi University Women	23	18			41
Northeast Mississippi Community College	54	11			65
Northwest Mississippi Community College	102	13			115
Pearl River Community College	70	16			86
Southwest Mississippi Community College	37	25			62
Subtotal	968	221			1189
Baccalaureate Degree					
Alcorn State University	16			3	19
Belhaven University	20			3	23
Delta State University	39			20	59
Mississippi College	66				66
Mississippi University for Women	63		4	315	382
University of Mississippi Medical Center	89		54	169	312
University of Southern Mississippi	160			6	166
William Carey University	67			17	84
Subtotal	520		58	533	1111
TOTAL	1488	221	58	533	2300

¹Generic Graduates - Traditional track pre-licensure students

²Other RN Graduates – Accelerated 2nd Degree BSN, Dual Enrollment (ADN & BSN), Paramedic-to-RN & Respiratory Therapist-to-RN pre-licensure students

**Masters and Doctoral Graduates
Academic Year 2016-2017**

Institution	Doctoral Graduates		Masters Graduates		Total Graduates
	DNP	PhD	Role		
Alcorn State University			Education Family NP	2 15	17
Delta State University	6		Family NP	13	19
Mississippi University for Women	6		Family NP Post-Masters Family NP	34 2	42
University of Mississippi Medical Center	4	2	Administration/Executive Education Family NP Post-Masters Family NP Acute Care Adult Geri NP Post-Masters Adult Geri NP Adult Geri NP Post-Masters Adult Geri NP Family Psych MH NP Post-Masters Family Psych MH NP	20 17 38 6 14 4 24 1 22 5	157
University of Southern Mississippi	24	5	Family NP Post-Masters Family NP Family Psych MH NP Post-Masters Family Psych MH NP	44 12 11 5	101
William Carey University		37	Education MSN/MBA	37 4	78
Total Graduates AY 2016/2017	40	44		330	414
Total Graduates AY 2015/2016	30	28		288	346
Total Graduates AY 2014/2015	19	32		285	336
Total Graduates AY 2013/2014	16	24		234	274
Total Graduates AY 2012/2013	13	6		212	231

**NCLEX-RN® Pass Rates
Mississippi Undergraduate Nursing Programs
Calendar Years 2015-2017**

(Source: MS Board of Nursing/National Council of State Boards of Nursing)

STANDARD VI: Outcomes. 2. a. NCLEX Pass Rates: Annual NCLEX pass rates for all test takers (1st and repeat) will be at 80% or above over a three-year period.

Nursing Programs	2015	2016	2017	3-Year Pass Rate
Alcorn State University	41.94%	88.00%	87.50%	65.63%
Coahoma Community College	100%	100%	100%	100.00%
Copiah-Lincoln Community College	90.48%	100%	95.65%	95.05%
East Central Community College	92.16%	91.67%	94.44%	92.59%
East Mississippi Community College	62.50%	90.48%	100%	83.58%
Hinds Community College	92.83%	93.46%	95.89%	98.84%
Holmes Community College	97.06%	100%	98.36%	98.36%
Itawamba Community College	98.53%	96.77%	95.45%	96.79%
Jones County Junior College	90.57%	97.14%	92.86%	93.85%
Meridian Community College	92.91%	92.02%	88.33%	90.91%
Mississippi Delta Community College	97.73%	100%	91.67%	96.49%
Mississippi Gulf Coast Community College	96.95%	98.70%	99.32%	98.28%
Mississippi University for Women	100%	97.56%	100%	99.22%
Northeast Mississippi Community College	96.20%	98.73%	96.92%	97.31%
Northwest Mississippi Community College	97.12%	100%	97.37%	98.11%
Pearl River Community College	83.49%	92.75%	97.67%	90.53%
Southwest Mississippi Community College	97.26%	96.49%	98.63%	97.54%
Associate Degree Pass Rate	92.44%	95.91%	95.67%	94.59%
Alcorn State University	80.00%	95.24%	87.50%	87.10%
Belhaven University ¹	N/A	92.31%	95.00%	N/A
Delta State University	95.00%	100%	97.22%	97.85%
Mississippi College	87.32%	89.33%	94.03%	90.14%
Mississippi University for Women	97.37%	100%	100%	99.36%
University of Mississippi Medical Center	96.80%	94.96%	96.40%	96.08%
University of Southern Mississippi	100%	96.95%	95.03%	97.24%
William Carey University	94.34%	100%	97.01%	96.18%
Bachelor Degree Pass Rate	95.19%	96.13%	95.96%	95.78%
ADN and BSN Pass Rate Combined	93.16%	95.98%	95.76%	94.95%
National Pass Rate (1st Write Only)	84.53%	84.57%	87.11%	
National Pass Rate (Repeat)	44.52%	46.14%	45.56%	
TOTAL Mississippi Graduates taking NCLEX-RN®	1814	1741	1770	

¹Belhaven University – new program August 2014 with first graduating class May 2016

Student/Faculty Ratios Fall 2017

STANDARD IV. Curriculum. *Undergraduate student-to-faculty ratios must be no more than 15 to 1 for total enrollment, 10 to 1 for clinical laboratory courses that require direct supervision, and 15 to 1 for those courses that do not require direct supervision. Graduate student-to-faculty ratios must be no more than 15 to 1 for total enrollment, 15 to 1 in graduate clinical courses, 2 to 1 for advanced practice clinical courses that require direct supervision, and 6 to 1 for advanced practice clinical courses that do not require direct supervision.*

Nursing Program	Student Enrollment	Total Faculty Number* (FTE)	Student/Faculty Total Enrollment Ratio	Meets Student/Faculty Clinical Ratio**
Associate Degree				
Alcorn State University	31	4 (2.6)	8:1	Yes
Coahoma Community College	29	5 (4.0)	6:1	Yes
Copiah-Lincoln Community College	79	10 (10.0)	8:1	Yes
East Central Community College	86	9 (8.75)	10:1	Yes
East Mississippi Community College	51	6 (6:0)	9:1	Yes
Hinds Community College	378	45 (42.5)	8:1	Yes
Holmes Community College	196	29 (22.6)	7:1	Yes
Itawamba Community College	245	17 (17.0)	14:1	Yes
Jones County Junior College	156	15 (14.25)	10:1	Yes
Meridian Community College	476	40 (38.7)	12:1	Yes
Mississippi Delta Community College	111	11 (11.0)	10:1	Yes
Mississippi Gulf Coast Community College	368	36 (31.6)	10:1	Yes
Mississippi University for Women	114	11 (11.0)	10:1	Yes
Northeast Mississippi Community College	182	14 (14.0)	13:1	Yes
Northwest Mississippi Community College	239	30 (22.0)	8:1	Yes
Pearl River Community College	195	21 (18.6)	9:1	Yes
Southwest Mississippi Community College	158	15 (13.20)	11:1	Yes
Baccalaureate Degree				
Alcorn State University	64	9 (5.7)	7:1	Yes
Belhaven University	48	9 (7.6)	5:1	Yes
Delta State University	146	15 (9.96)	10:1	Yes
Mississippi College	285	32 (25.2)	9:1	Yes
Mississippi University for Women	457	41 (26.82)	11:1	Yes
University of Mississippi Medical Center	399	42 (37.2)	10:1	Yes
University of Southern Mississippi	428	40 (30.45)	11:1	Yes
William Carey University	223	32 (15.2)	7:1	Yes
Graduate Degree¹				
Alcorn State University	20	11 (4.85)	2:1	Yes
Delta State University	36	15 (8.59)	2:1	Yes
Mississippi University for Women	47	16 (7.5)	3:1	Yes
University of Mississippi Medical Center	318	45 (32.05)	7:1	Yes
University of Southern Mississippi	226	27 (16.9)	8:1	Yes
William Carey University	47	11 (3.8)	4:1	Yes
TOTAL	5838	663 (519.62)		

*Total Faculty Number may include duplicated numbers due to faculty teaching across degree levels.

** Student/Faculty Clinical Ratio based on verification in the annual report submitted by Deans and Directors of Schools of Nursing

¹Graduate Degree Student Enrollment data for Master of Science in Nursing (MSN) and Doctor of Nursing Practice (DNP) programs

Faculty Vacancies and Preparation by Institution Fall 2017

Institution	Program Vacancy				Faculty Preparation				Total Faculty FTE
	ADN	BSN	MSN	DNP/PhD	ADN/BSN ¹	MSN	Doctorate	Other ²	
Alcorn State University						7.2	5.95		13.15
Belhaven University						5.6	2.0		7.60
Coahoma Community College	0.5					2.5	1.5		4.00
Copiah-Lincoln Community College						10.0			10.00
Delta State University		1	1			8.18	9.97		18.15
East Central Community College						7.75	1.0		8.75
East Mississippi Community College						5.0	1.0		6.00
Hinds Community College	2				2.0	33.5	7.0		42.50
Holmes Community College						19.6	3		22.60
Itawamba Community College						6	11		17.00
Jones County Junior College						13.25	1		14.25
Meridian Community College						34.2	4.5		38.70
Mississippi College		2			0.5	18.6	6.1		25.20
Mississippi Delta Community College						11			11.00
Mississippi Gulf Coast Community College	3					28.6	3		31.60
Mississippi University for Women						24.28	21.04		45.32
Northeast Mississippi Community College						12.0	2.0		14.00
Northwest Mississippi Community College					0.4	21.6			22.00
Pearl River Community College	1					14.6	4.0		18.60
Southwest Mississippi Community College					0.2	13			13.20
University of Mississippi Medical Center						25	40.65	3.6	69.25
University of Southern Mississippi			1			14.6	32.45	0.3	47.35
William Carey University		1	1			9.2	14.9		24.10
Total Fall 2016	6.5	4	3		3.1	345.26	172.06	3.9	524.32

Faculty preparation includes full-time, part-time, and adjunct.

¹ADN or BSN Prepared Faculty – approved faculty exception currently pursuing a master’s degree in nursing, with completion in 3 years

²Other (Non-Nurse Faculty) – Anesthesiologists, Medical Doctor, PhD Biochemistry, PhD Biostatistics, PhD Clinical Health Sciences, PhD Counseling Psychology, PhD Epidemiology, PhD Exercise Physiology, and PhD Instructional Systems and Workforce Development

Degree Completion Rates by Degree Level

STANDARD VI: Outcomes. 2. b. Degree Completion Rates: *Expected levels of achievement for program completion are determined by the faculty, reflect program demographics, academic progression, program history, best practices, and will be within 150 percent of the stated program length over a three-year period.*

College/University Nursing Program	Academic Year			ELA*	3-Year Rate
	2014/2015	2015/2016	2016/2017		
Associate Degree					
Alcorn State University ¹	80.56%	70.83%	73.08%	66.60%	74.55%
Coahoma Community College	64.00%	56.25%	61.29%	55%	61.11%
Copiah-Lincoln Community College ²	63.08%	52.94%	46.94%	53.33%	54.95%
East Central Community College ³	66.25%	87.69%	76.92%	58.33%	76.14%
East Mississippi Community College	82.76%	75.00%	70.59%	60%	75.86%
Hinds Community College	90.53%	84.31%	72.51%	60%	82.84%
Holmes Community College	60.00%	63.16%	60.40%	60%	61.28%
Itawamba Community College	60.00%	56.89%	52.41%	60%	56.43%
Jones County Junior College	85.14%	92.19%	94.34%	60%	90.05%
Meridian Community College	60.15%	63.95%	72.04%	60%	65.59%
Mississippi Delta Community College ⁴	64.86%	60.27%	71.11%	60.66%	64.58%
Mississippi Gulf Coast Community College	60.37%	64.83%	57.61%	60%	61.20%
Mississippi University for Women	63.93%	63.64%	77.61%	60%	68.56%
Northeast Mississippi Community College	76.74%	73.58%	75.56%	60%	75.18%
Northwest Mississippi Community College	80.38%	80.38%	71.84%	65%	77.35%
Pearl River Community College	87.74%	84.26%	89.16%	60%	86.87%
Southwest Mississippi Community College	82.95%	78.26%	75.86%	60%	79.41%
Baccalaureate					
Alcorn State University	80.00%	85.11%	80.65%	70%	81.95%
Belhaven University ⁵	N/A	86.67%	94.44%	80%	N/A
Delta State University	85.37%	87.50%	80.82%	70%	84.27%
Mississippi College	88.89%	93.24%	94.52%	70%	92.24%
Mississippi University for Women ⁶	91.28%	95.42%	94.66%	73.33%	93.76%
University of Mississippi Medical Center	96.86%	96.37%	94.83%	85%	95.94%
University of Southern Mississippi	98.81%	97.95%	95.95%	75%	97.57%
William Carey University	74.39%	79.63%	73.53%	70%	76.03%
Masters					
Alcorn State University	80.95%	69.57%	80.00%	70%	75.93%
Delta State University	100%	95.00%	92.86%	70%	95.92%
Mississippi University for Women	93.18%	100%	97.06%	90%	96.55%
University of Mississippi Medical Center	95.87%	91.30%	96.79%	85%	94.70%
University of Southern Mississippi	94.29%	100%	95.83%	80%	96.15%
William Carey University	94.12%	100%	93.18%	90%	94.44%
Doctor of Nursing Practice**					
Delta State University	100%	100%	100%	70%	100%
Mississippi University for Women ⁶	100%	100%	100%	83.33%	100%
University of Mississippi Medical Center	100%	100%	100%	85%	100%
University of Southern Mississippi	100%	95.00%	95.83%	75%	96.43%

*ELA – Expected levels of achievement

**Doctor of Nursing Practice – new compliance requirement 2014/2015

¹ASU - ADN average ELA for three-year period (ELA 70% 2014/15 & 2015/16; 60% 2016/17)

²CLCC - ADN average ELA for three-year period (ELA 55% 2014/15 & 2015/16; 50% 2016/17)

³ECCC - ADN average ELA for three-year period (ELA 60% 2014/15 & 2015/16; 55% 2016/17)

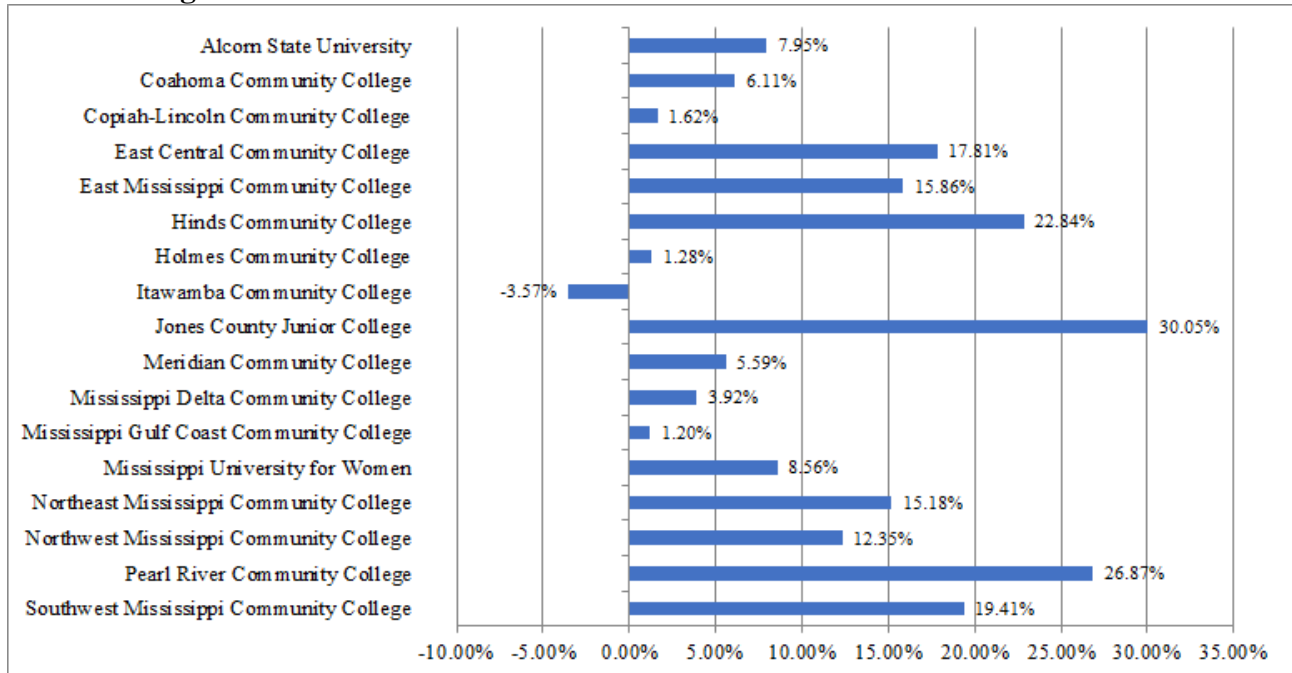
⁴MDCC – ADN average ELA for three-year period (ELA 60% 2014/15 & 2015/16; 62% 2016/17)

⁵Belhaven University – new BSN program August 2014 with first graduating class May 2016

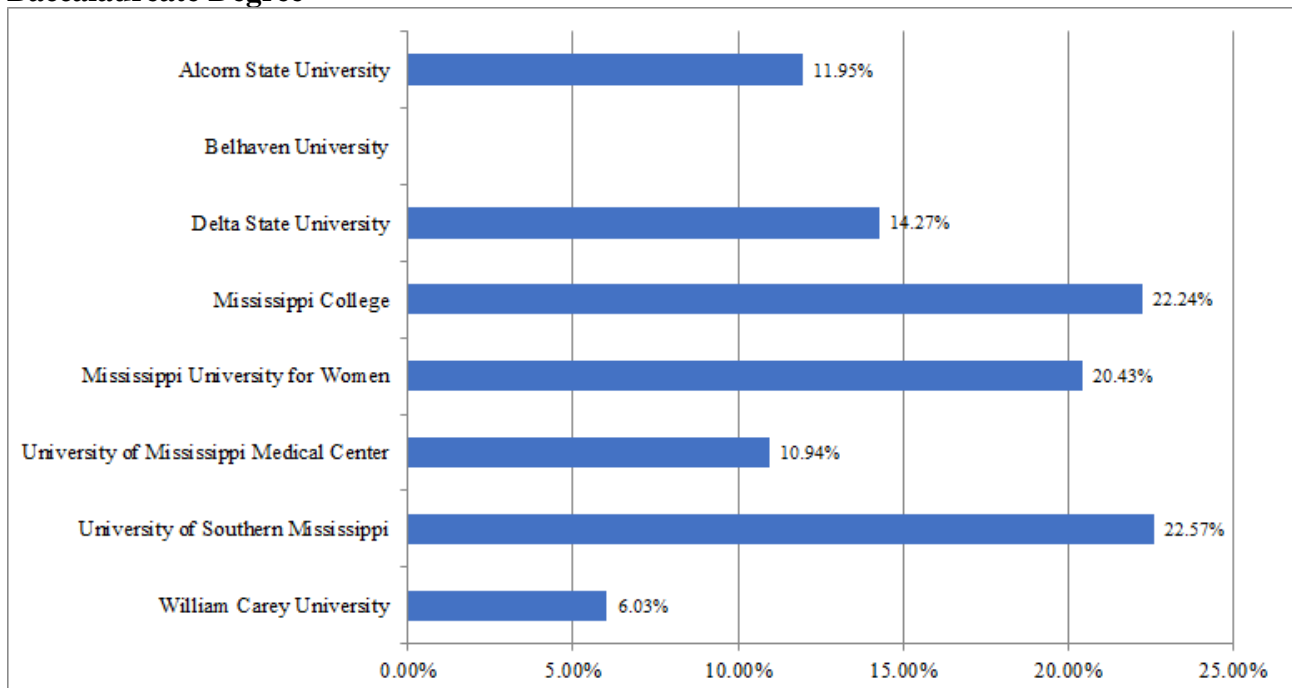
⁶MUW – BSN average ELA for three-year period (ELA 75% 2014/15 & 2015/16; 70% 2016/17); DNP average ELA for three-year period (ELA 90% for 2014/15; 80% for 2015/16 & 2016/17)

Degree Completion Rates Above or Below Expected Levels of Achievement (ELA)

Associate Degree



Baccalaureate Degree

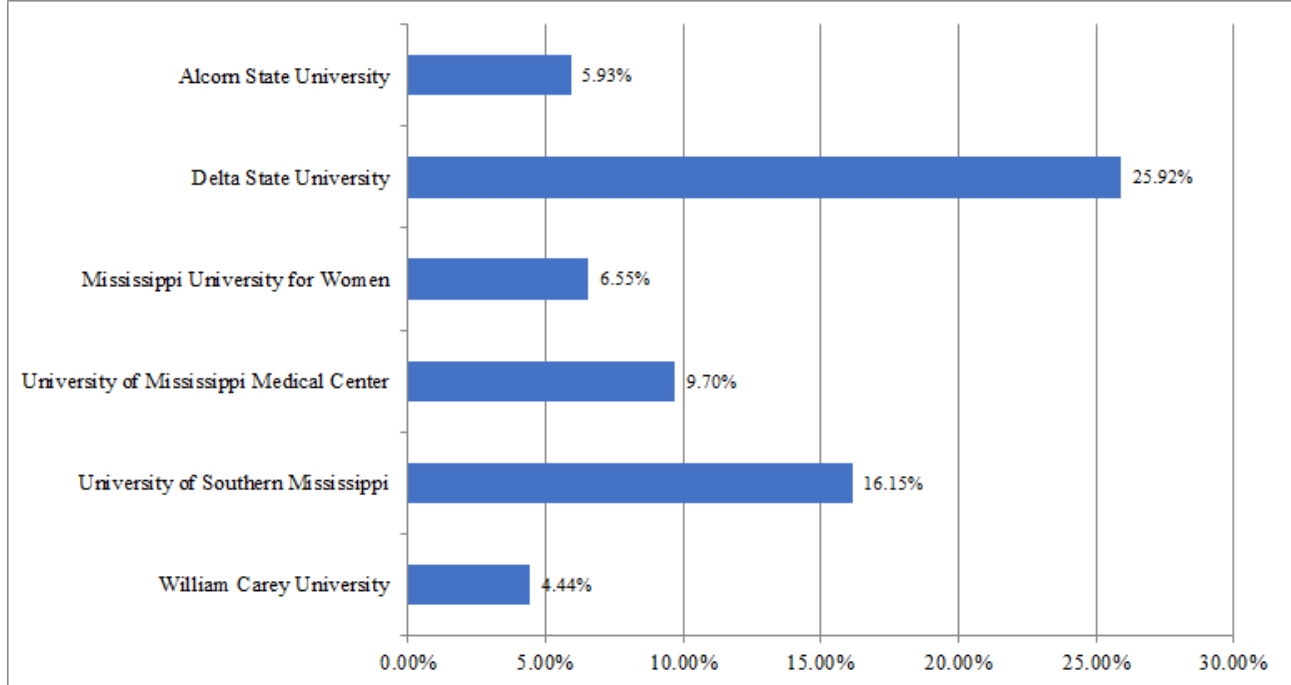


*Belhaven University – new program August 2014 with first graduating class May 2016

Note: Zero (0.0%) or positive values indicate three-year completion rates meet or exceed Expected Levels of Achievement (ELA) rates. Negative values indicate completion rates fell below ELA rates.

Degree Completion Rates Above or Below Expected Levels of Achievement (ELA)

Masters Degree



Note: Zero (0.0%) or positive values indicate three-year completion rates meet or exceed Expected Levels of Achievement (ELA) rates. Negative values indicate completion rates fell below ELA rates.

Nurse Practitioner and Nurse Anesthesia Certification Rates Calendar Years 2014-2016

STANDARD VI: Outcomes. 2. c. Certification Pass Rates:

Annual nurse practitioner certification exam pass rates for all test takers (1st and repeat) will be at 80% or above over a three-year period.

College/University Nursing Program	2014	2015	2016	3-Year Rate
Alcorn State University	100%	93.33%	71.43%	93.02%
Delta State University	100%	93.33%	100%	97.96%
Mississippi University for Women	100%	100%	96.97%	99.09%
University of Mississippi Medical Center	100%	100%	100%	100%
University of Southern Mississippi	88.71%	90.48%	96.88%	91.18%

Annual nurse anesthesia certification exam pass rates for all test takers (1st and repeat) will be at 80% or above over a three-year period.

College/University Nursing Program	2014	2015	2016	3-Year Rate
University of Southern Mississippi	N/A	100%	95.99%	N/A

USM – Post-BSN to DNP Nurse Anesthesia Program (NAP) admitted first cohort January 2013, with first graduating class December 2015.

National Accreditation Status and Site Visit Schedule

III. STANDARDS FOR ACCREDITATION. *All Nursing Education Programs must be accredited by a national nursing education accrediting body.*

Nursing Program	Accreditation Status		Date of Next Accreditation Visit
	ACEN*	CCNE**	
Associate Degree			
Alcorn State University	Continuing Accreditation		Spring 2023
Coahoma Community College	Initial Accreditation		Fall 2019
Copiah-Lincoln Community College	Continuing Accreditation		Spring 2018
East Central Community College	Continuing Accreditation		Fall 2018
East Mississippi Community College	Continuing Accreditation		Fall 2024
Hinds Community College	Continuing Accreditation		Fall 2018
Holmes Community College	Continuing Accreditation		Spring 2019
Itawamba Community College	Continuing Accreditation		Spring 2020
Jones County Junior College	Continuing Accreditation		Fall 2018
Meridian Community College	Continuing Accreditation		Spring 2018
Mississippi Delta Community College	Continuing Accreditation		Spring 2021
Mississippi Gulf Coast Community College	Continuing Accreditation		Spring 2020
Mississippi University for Women	Continuing Accreditation		Fall 2021
Northeast Mississippi Community College	Continuing Accreditation		Spring 2023
Northwest Mississippi Community College	Continuing Accreditation		Fall 2018
Pearl River Community College	Continuing Accreditation		Spring 2019
Southwest Mississippi Community College	Continuing Accreditation		Spring 2020
Baccalaureate/Higher Degree			
Alcorn State University	Continuing Accreditation Continuing Accreditation		Fall 2023 BSN Fall 2020 MSN
Belhaven University		Initial Accreditation	Spring 2021
Delta State University		Continuing Accreditation Initial Accreditation	Spring 2020 BSN/MSN/ DNP/Post-Graduate APRN
Mississippi College		Continuing Accreditation	Spring 2022 BSN
Mississippi University for Women		Continuing Accreditation Initial Accreditation	Spring 2020 BSN/MSN/ DNP/Post-Graduate APRN
University of Mississippi Medical Center		Continuing Accreditation Continuing Accreditation	Spring 2022 BSN/MSN Spring 2027 DNP/Post-Graduate APRN
University of Southern Mississippi ¹		Continuing Accreditation Continuing Accreditation	Spring 2022 BSN/MSN Spring 2027 DNP/Post-Graduate APRN
William Carey University		Continuing Accreditation	Fall 2019 NAP (COA) Spring 2022 BSN/MSN

*ACEN – Accreditation Commission for Education in Nursing

**CCNE – Commission on Collegiate Nursing Education

¹USM – Spring 2012 Initial Accreditation by the Council on Accreditation (COA) of Nurse Anesthesia Educational Programs