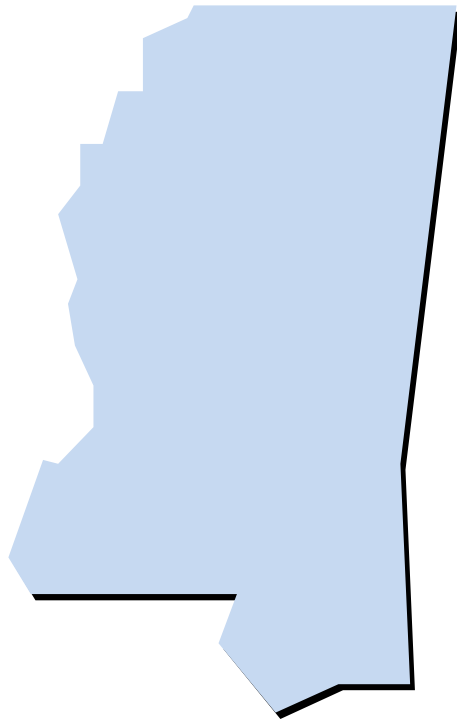


ANNUAL REPORT FOR MISSISSIPPI NURSING
DEGREE PROGRAMS

Nursing Education in
MISSISSIPPI



Janette S. McCrory, DNP, RN
Director of Nursing Education

May 18, 2017

Office of Academic and Student Affairs
Mississippi Institutions of Higher Learning

TABLE OF CONTENTS

Admissions by Academic Year	Page 3
Enrollment by Fall Term	Page 5
Graduate Program Enrollment by Clinical Practice Role	Page 7
Graduates by Academic Year	Page 8
Associate and Baccalaureate Graduates	Page 10
Masters and Doctoral Graduates	Page 11
NCLEX-RN® Pass Rates	Page 12
Student/Faculty Ratios	Page 13
Faculty Vacancies and Preparation by Institution	Page 14
Degree Completion Rates by Degree Level	Page 15
Nurse Practitioner & Nurse Anesthesia Certification Rates	Page 17
National Accreditation Status and Schedule	Page 18

Admissions by Academic Year

College/University Nursing Program	2011 / 2012	2012 / 2013	2013 / 2014	2014 / 2015	2015/ 2016	5-Year Average	5-Year Change
Associate							
Alcorn State University	36	45	48	35	28	38	-22.2%
Coahoma Community College	36	36	25	23	19	28	-47.2%
Copiah-Lincoln Community College	80	74	65	67	66	70	-17.5%
East Central Community College	91	89	68	63	65	75	-28.6%
East Mississippi Community College	20	30	22	39	27	28	35.0%
Hinds Community College	283	290	260	267	238	268	-15.9%
Holmes Community College	169	165	187	166	142	166	-16.0%
Itawamba Community College	171	169	169	166	166	168	-2.9%
Jones County Junior College	110	98	79	95	85	93	-22.7%
Meridian Community College	231	274	268	302	305	276	32.0%
Mississippi Delta Community College	95	79	79	68	63	77	-33.7%
Mississippi Gulf Coast Community College	190	318	329	302	302	288	58.9%
Mississippi University for Women	50	60	70	73	66	64	32.0%
Northeast Mississippi Community College	109	122	127	116	108	116	-0.9%
Northwest Mississippi Community College	154	160	162	174	189	168	22.7%
Pearl River Community College	146	132	166	141	160	149	9.6%
Southwest Mississippi Community College	125	87	103	103	104	104	-16.8%
Subtotal	2096	2228	2227	2200	2133	2177	1.8%
Baccalaureate							
Alcorn State University	92	55	50	63	61	64	-33.7%
Belhaven University ¹	N/A	N/A	N/A	18	31	N/A	N/A
Delta State University	63	41	49	84	65	60	3.2%
Mississippi College	78	81	80	74	82	79	5.1%
Mississippi University for Women	343	436	442	601	401	445	16.9%
University of Mississippi Medical Center	137	215	276	318	336	256	145.3%
University of Southern Mississippi	251	235	246	221	237	238	-5.6%
William Carey University	153	124	136	131	107	130	-30.1%
Subtotal	1117	1187	1279	1510	1320	1283	18.2%
Masters							
Alcorn State University	35	26	35	12	23	26	-34.3%
Delta State University	15	23	15	20	14	17	-6.7%
Mississippi University for Women	41	40	41	42	38	40	-7.3%
University of Mississippi Medical Center	109	96	155	201	168	146	54.1%
University of Southern Mississippi	48	62	61	56	78	61	62.5%
William Carey University	78	84	51	53	43	62	-44.9%
Subtotal	326	331	358	384	364	353	11.7%
Doctoral							
Delta State University ²	N/A	N/A	6	17	9	N/A	N/A
Mississippi University for Women ³	N/A	5	6	1	11	N/A	N/A
University of Mississippi Medical Center	9	19	12	17	17	15	88.9%
University of Southern Mississippi	17	31	33	26	37	29	117.6%
William Carey University ⁴	N/A	44	26	28	30	N/A	N/A
Subtotal	26	99	83	89	104	80	300.0%
TOTAL	3565	3845	3947	4183	3921	3892	10.0%

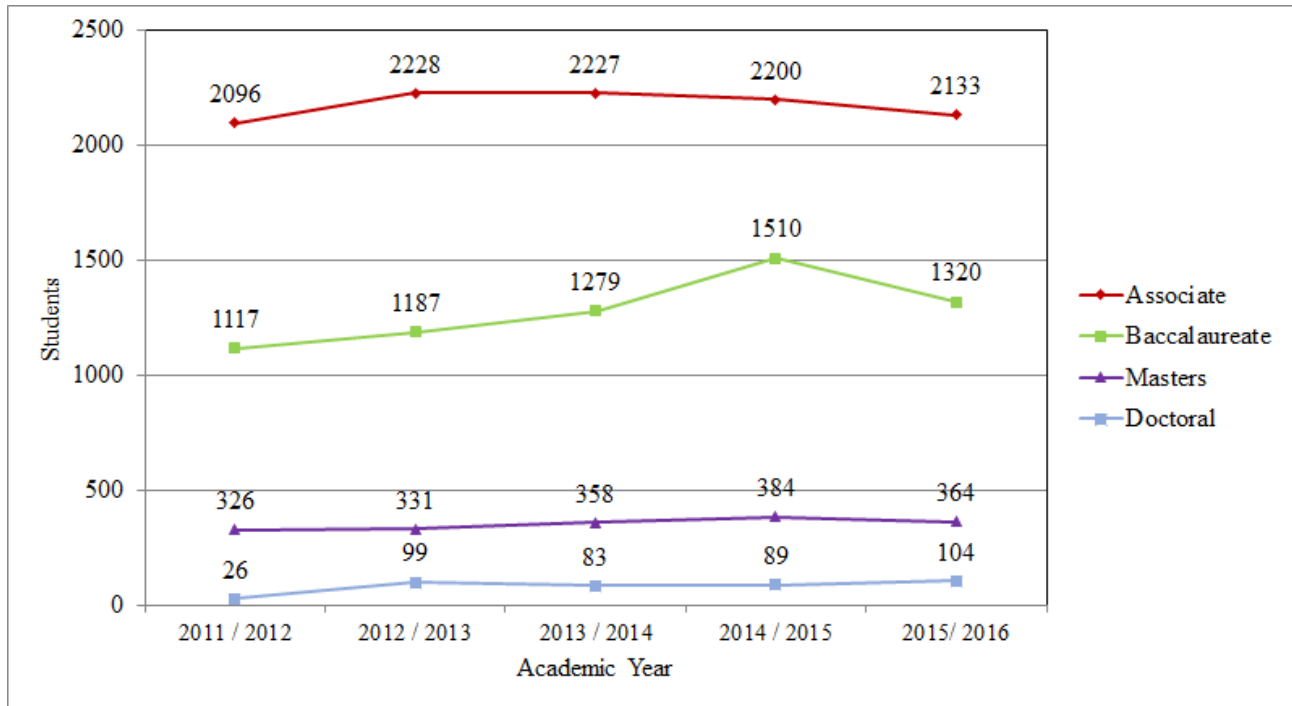
¹ Belhaven University – new program August 2014 with first graduating class May 2016

² DSU – new Doctor of Nursing Practice (DNP) program August 2013

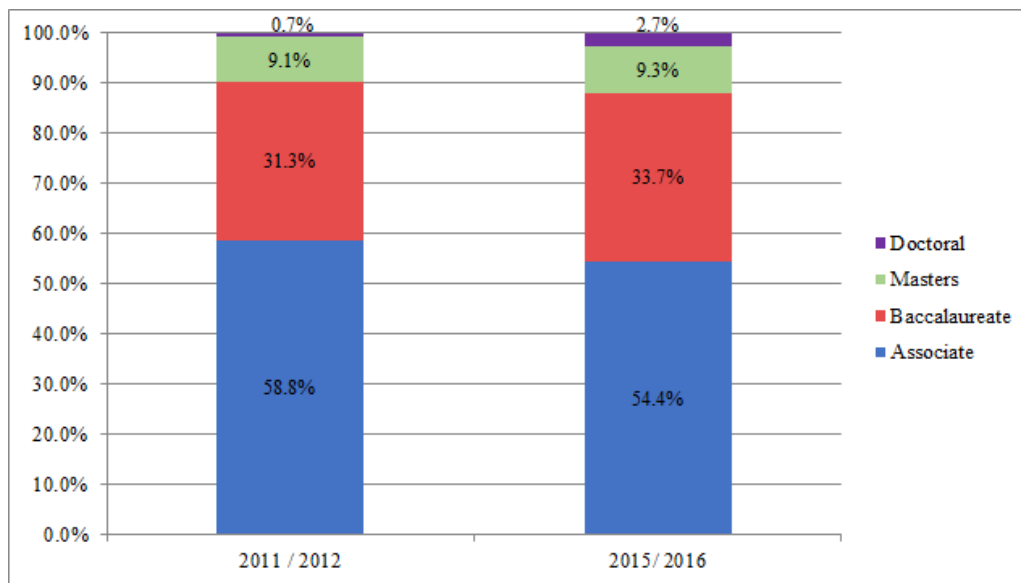
³ MUW – new Doctor of Nursing Practice (DNP) program January 2013

⁴ WCU – new PhD in Nursing Education and Administration program Fall 2012

Admissions by Academic Year



- The overall total number of nursing admissions has increased by 10.0 percent from AY2011-12 to AY2015-16. Most of this increase has been in the Baccalaureate (18.2%), Masters (11.7%), and Doctoral (300.0%) programs. Admissions to Associate programs have remained relatively stable with a 1.8 percent increase.



- Nursing admissions by academic level have changed slightly from AY2011-12 to AY2015-16. Higher percentages of admissions are at the baccalaureate and graduate levels.

Enrollment by Fall Term

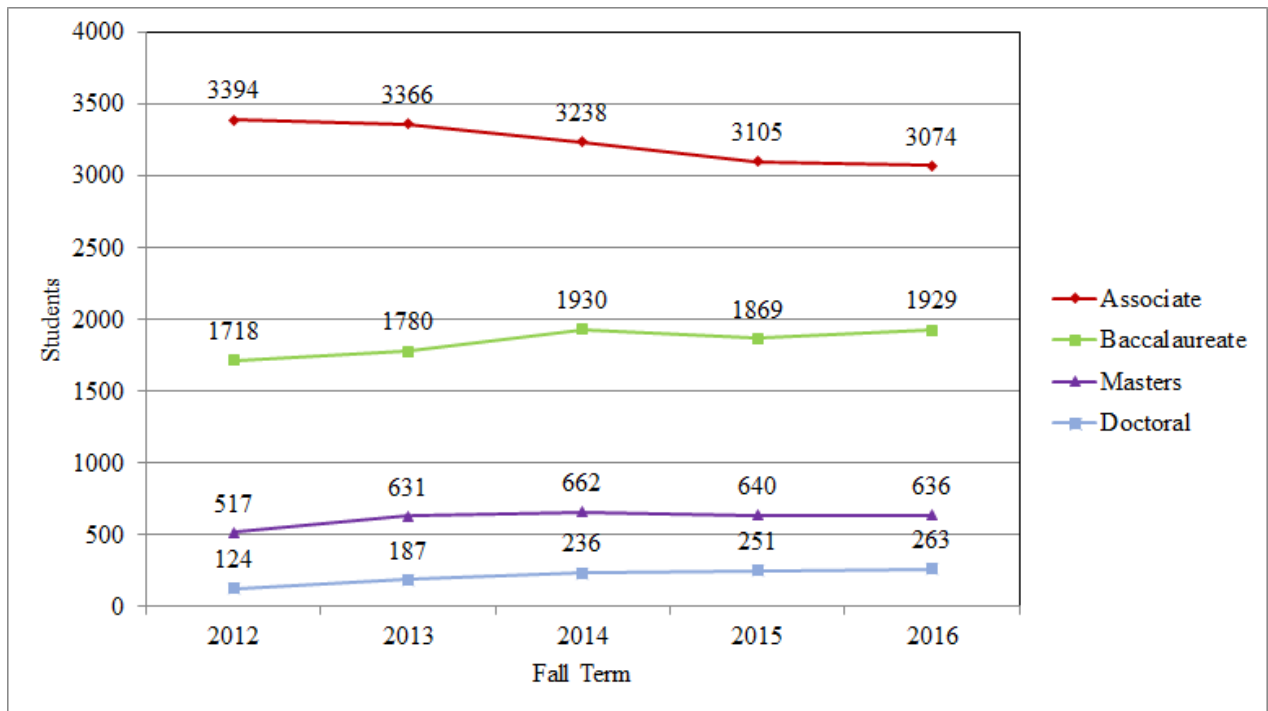
College/University Nursing Program	2012	2013	2014	2015	2016	5-Year Average	5-Year Change
Associate							
Alcorn State University	66	78	59	46	29	56	-56.1%
Coahoma Community College	34	29	21	23	26	27	-23.5%
Copiah-Lincoln Community College	111	105	99	84	91	98	-18.0%
East Central Community College	128	108	109	102	83	106	-35.2%
East Mississippi Community College	47	41	42	50	53	47	12.8%
Hinds Community College	490	472	476	396	404	448	-17.6%
Holmes Community College	298	278	202	223	191	238	-35.9%
Itawamba Community College	242	270	239	224	246	244	1.7%
Jones County Junior College	160	139	148	157	155	152	-3.1%
Meridian Community College	380	380	389	391	442	396	16.3%
Mississippi Delta Community College	121	118	104	101	100	109	-17.4%
Mississippi Gulf Coast Community College	311	389	434	407	332	375	6.8%
Mississippi University for Women	96	96	99	97	98	97	2.1%
Northeast Mississippi Community College	228	199	196	195	187	201	-18.0%
Northwest Mississippi Community College	283	257	242	279	273	267	-3.5%
Pearl River Community College	238	254	239	195	212	228	-10.9%
Southwest Mississippi Community College	161	153	140	135	152	148	-5.6%
Subtotal	3394	3366	3238	3105	3074	3235	-9.4%
Baccalaureate							
Alcorn State University	86	78	80	61	58	73	-32.6%
Belhaven University ¹	N/A	N/A	18	46	55	N/A	N/A
Delta State University	99	95	141	160	148	129	49.5%
Mississippi College	145	144	159	156	171	155	17.9%
Mississippi University for Women	500	499	530	461	490	496	-2.0%
University of Mississippi Medical Center	290	373	417	416	436	386	50.3%
University of Southern Mississippi	417	416	411	412	413	414	-1.0%
William Carey University	181	175	174	157	158	169	-12.7%
Subtotal	1718	1780	1930	1869	1929	1845	12.3%
Masters							
Alcorn State University	74	66	35	28	30	47	-59.5%
Delta State University	50	38	36	33	24	36	-52.0%
Mississippi University for Women	39	42	42	36	31	38	-20.5%
University of Mississippi Medical Center	202	288	355	353	330	306	63.4%
University of Southern Mississippi	105	113	111	111	151	118	43.8%
William Carey University	47	84	83	79	70	73	48.9%
Subtotal	517	631	662	640	636	617	23.0%
Doctoral							
Delta State University ²	N/A	6	22	19	16	N/A	N/A
Mississippi University for Women ³	N/A	5	3	12	13	N/A	N/A
University of Mississippi Medical Center	43	42	57	55	66	53	53.5%
University of Southern Mississippi	37	60	77	91	97	72	162.2%
William Carey University	44	74	77	74	71	68	61.4%
Subtotal	124	187	236	251	263	212	112.1%
TOTAL	5753	5964	6066	5865	5902	5910	2.6%

¹ Belhaven University – new program August 2014 with first graduating class May 2016

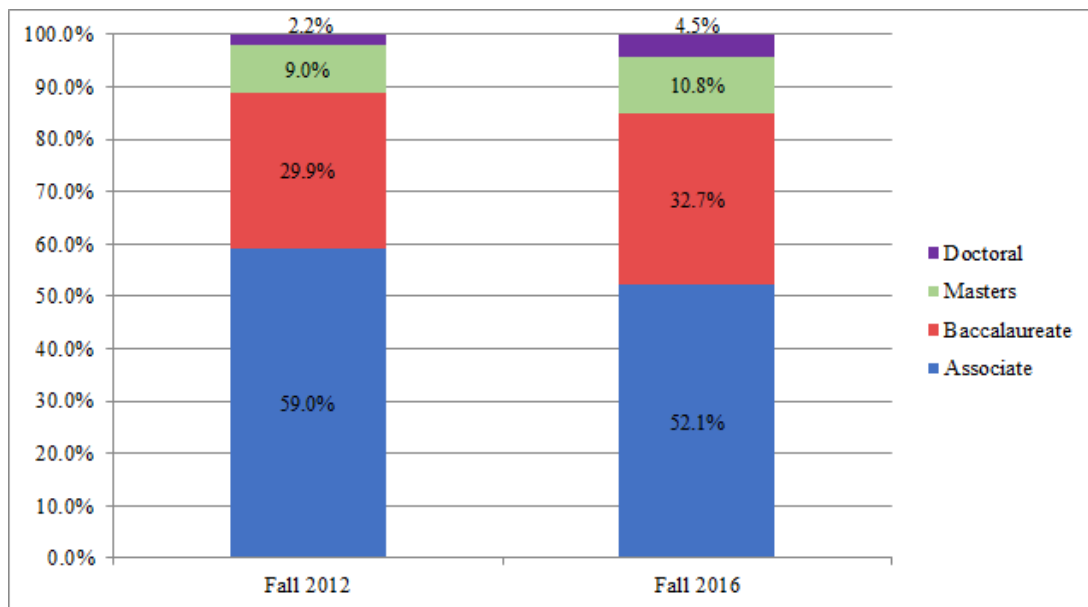
² DSU – new Doctor of Nursing Practice (DNP) program August 2013

³ MUW – new Doctor of Nursing Practice (DNP) program January 2013

Enrollment by Fall Term



- Nursing enrollment has increased by 2.6 percent from Fall 2012 to Fall 2016. Most of this increase has been in the Baccalaureate (12.3%), Masters (23.0%), and Doctoral (112.1%) programs. Enrollment in Associate programs has seen a 9.4 percent decrease.



- Nursing enrollment by academic level has changed slightly from Fall 2012 to Fall 2016. Higher percentages of students are enrolling at the baccalaureate and graduate levels.

Graduate Program Enrollment by Clinical Practice Role Fall 2016

Institution	Doctoral Enrollment			Masters Enrollment		Total Graduate Enrollment
	DNP	PhD	Other*	Role		
Alcorn State University				Education Family NP Post-Masters Family NP	2 27 1	30
Delta State University	16			Family NP Post-Masters Family NP	22 2	40
Mississippi University for Women	13			Family NP	31	44
University of Mississippi Medical Center	43	23		Administration/Executive Education Family NP Post-Masters Family NP Acute Care Adult Geri NP Post-Masters Acute Care Adult Geri NP Adult Geri NP Post-Masters Adult Geri NP Family Psych MH NP Post-Masters Family Psych MH NP Neonatal NP Pediatric Acute/Primary NP	36 34 92 10 21 4 48 4 45 10 6 20	396
University of Southern Mississippi ¹	70	27		Family NP Post-Masters Family NP Family Psych MH NP Post-Masters Family Psych MH NP	103 18 20 10	248
William Carey University		71		Education MSN/MBA Dual Degree	62 8	141
Total Graduate Enrollment Fall 2016	142	121			636	899
Total Graduate Enrollment Fall 2015	129	122			640	891
Total Graduate Enrollment Fall 2014	109	120	7		662	898
Total Graduate Enrollment Fall 2013	76	110	1		631	818
Total Graduate Enrollment Fall 2012	47	77			517	641

*Other – students with special circumstances or non-degree seeking

¹USM – DNP enrollment includes Nurse Anesthesia Program (Post-BSN to DNP).

Graduates by Academic Year

College/University Nursing Program	2011 / 2012	2012 / 2013	2013 / 2014	2014 / 2015	2015/ 2016	5-Year Average	5-Year Change
Associate							
Alcorn State University	25	27	41	29	25	29	0.0%
Coahoma Community College	20	13	11	16	9	14	-55.0%
Copiah-Lincoln Community College	39	50	52	41	36	44	-7.7%
East Central Community College	41	38	54	51	59	49	43.9%
East Mississippi Community College	13	28	14	21	24	20	84.6%
Hinds Community College	166	207	219	240	144	195	-13.3%
Holmes Community College	113	119	117	66	96	102	-15.0%
Itawamba Community College	90	73	91	99	64	83	-28.9%
Jones County Junior College	48	61	52	51	72	57	50.0%
Meridian Community College	153	158	162	118	184	155	20.3%
Mississippi Delta Community College	48	51	49	48	34	46	-29.2%
Mississippi Gulf Coast Community College	168	85	105	156	290	161	72.6%
Mississippi University for Women	48	47	42	46	41	45	-14.6%
Northeast Mississippi Community College	82	110	69	79	79	84	-3.7%
Northwest Mississippi Community College	99	119	103	106	99	105	0.0%
Pearl River Community College	103	96	89	111	67	93	-35.0%
Southwest Mississippi Community College	57	84	69	72	55	67	-3.5%
Subtotal	1313	1366	1339	1350	1378	1349	5.0%
Baccalaureate							
Alcorn State University	59	63	40	44	34	48	-42.4%
Belhaven University ¹	N/A	N/A	N/A	N/A	13	N/A	N/A
Delta State University	54	39	31	35	56	43	3.7%
Mississippi College	65	66	67	72	77	69	18.5%
Mississippi University for Women	258	336	294	384	429	340	66.3%
University of Mississippi Medical Center	108	124	257	255	303	209	180.6%
University of Southern Mississippi	218	198	178	168	195	191	-10.6%
William Carey University	118	126	103	87	75	102	-36.4%
Subtotal	880	952	970	1045	1182	1006	34.3%
Masters							
Alcorn State University	27	25	22	16	6	19	-77.8%
Delta State University	16	13	16	15	21	16	31.3%
Mississippi University for Women	40	40	39	39	38	39	-5.0%
University of Mississippi Medical Center	44	58	65	117	138	84	213.6%
University of Southern Mississippi	57	45	41	55	40	48	-29.8%
William Carey University	25	31	51	43	45	39	80.0%
Subtotal	209	212	234	285	288	246	37.8%
Doctoral							
Delta State University ²	N/A	N/A	N/A	4	3	N/A	N/A
Mississippi University for Women ³	N/A	N/A	5	2	1	N/A	N/A
University of Mississippi Medical Center	5	9	7	4	6	6	20.0%
University of Southern Mississippi	7	10	7	15	21	12	200.0%
William Carey University ⁴	N/A	N/A	21	26	27	N/A	N/A
Subtotal	12	19	40	51	58	36	383.3%
TOTAL	2414	2549	2583	2731	2906	2637	20.4%

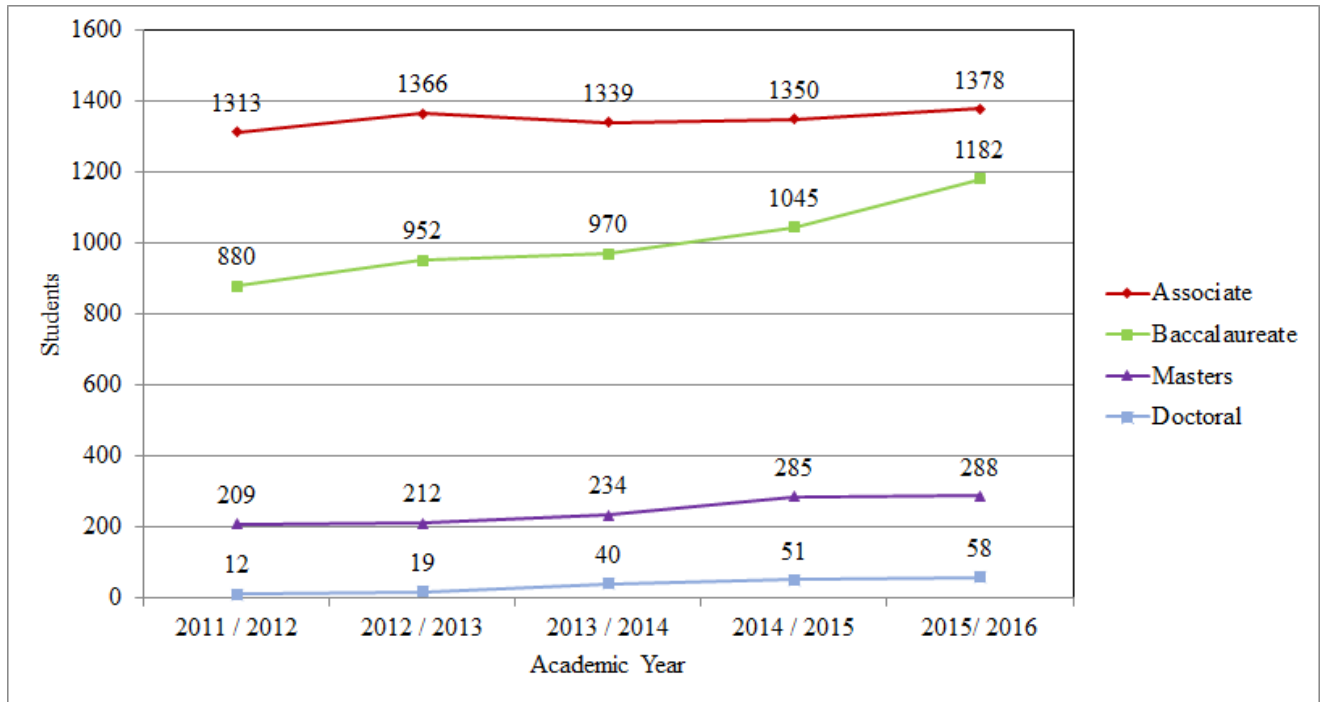
¹ Belhaven University – new program August 2014 with first graduating class May 2016

² DSU – new Doctor of Nursing Practice (DNP) program August 2013

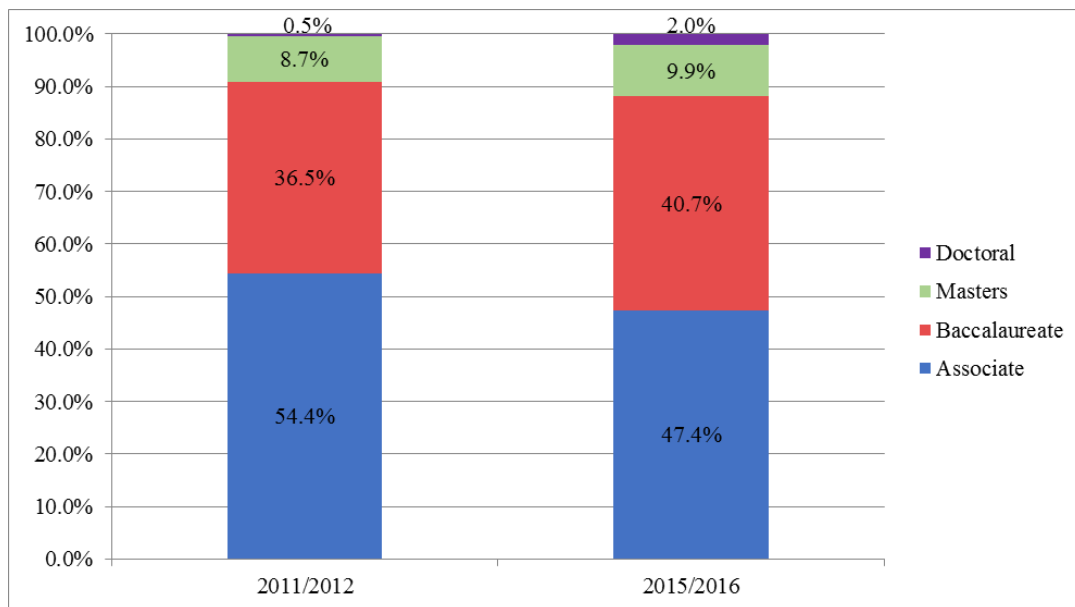
³ MUW – new Doctor of Nursing Practice (DNP) program January 2013

⁴ WCU – new PhD in Nursing Education and Administration program Fall 2012

Graduates by Academic Year



- Nursing graduates have increased by 20.4 percent from AY2011-12 to AY2015-16. Most of this increase has been in the baccalaureate (34.3%) and masters (37.8%) programs.



- Nursing graduates by academic level have changed slightly from AY2011-12 to AY2015-16. Higher percentages of students are graduating at the baccalaureate and graduate levels.

Associate and Baccalaureate Graduates Academic Year 2015-2016

Institution/Degree	Generic Graduates ¹	LPN to RN Graduates	Other RN Graduates ²	RN to BSN Graduates	Total Graduates
Associate Degree					
Alcorn State University	14	11			25
Coahoma Community College		9			9
Copiah-Lincoln Community College	30	6			36
East Central Community College	41	18			59
East Mississippi Community College	24				24
Hinds Community College	96	43	5		144
Holmes Community College	67	29			96
Itawamba Community College	59	5			64
Jones County Junior College	71	1			72
Meridian Community College	154	30			184
Mississippi Delta Community College	34				34
Mississippi Gulf Coast Community College	258	32			290
Mississippi University Women	32	9			41
Northeast Mississippi Community College	65	14			79
Northwest Mississippi Community College	90	9			99
Pearl River Community College	67				67
Southwest Mississippi Community College	45	10			55
Subtotal	1147	226	5		1378
Baccalaureate Degree					
Alcorn State University	20			14	34
Belhaven University	13				13
Delta State University	35			21	56
Mississippi College	77				77
Mississippi University for Women	56			373	429
University of Mississippi Medical Center	90		39	174	303
University of Southern Mississippi	166		19	10	195
William Carey University	50			25	75
Subtotal	507		58	617	1182
TOTAL	1654	226	63	617	2560

¹Generic Graduates - Traditional track pre-licensure students

²Other RN Graduates – Accelerated 2nd Degree BSN, Dual Enrollment (ADN & BSN), Paramedic-to-RN & Respiratory Therapist-to-RN pre-licensure students

**Masters and Doctoral Graduates
Academic Year 2015-2016**

Institution	Doctoral Graduates		Masters Graduates		Total Graduates
	DNP	PhD	Role		
Alcorn State University			Education Family NP	1 5	6
Delta State University	3		Family NP Post-Masters Family NP Family Psych MH NP	15 2 4	24
Mississippi University for Women	1		Family NP Post-Masters Family NP	36 2	39
University of Mississippi Medical Center	5	1	Administration/Executive Education Family NP Post-Masters Family NP Acute Care Adult Geri NP Adult Geri NP Post-Masters Adult Geri NP Family Psych MH NP Post-Masters Family Psych MH NP	18 13 43 5 5 26 2 20 6	144
University of Southern Mississippi	21	0	Family NP Post-Masters Family NP Family Psych MH NP Post-Masters Family Psych MH NP	29 1 3 7	61
William Carey University		27	Education MSN/MBA	40 5	72
Total Graduates AY 2015/2016	30	28		288	346
Total Graduates AY 2014/2015	19	32		285	336
Total Graduates AY 2013/2014	16	24		234	274
Total Graduates AY 2012/2013	13	6		212	231
Total Graduates AY 2011/2012	9	3		209	221

NCLEX-RN® Pass Rates
Mississippi Undergraduate Nursing Programs
Calendar Years 2014-2016

(Source: MS Board of Nursing/National Council of State Boards of Nursing)

STANDARD VI: Outcomes. 2. a. NCLEX Pass Rates: Annual NCLEX pass rates for all test takers (1st and repeat) will be at 80% or above over a three-year period.

Nursing Programs	2014	2015	2016	3-Year Pass Rate
Alcorn State University	52.27%	41.94%	88.00%	58.00%
Coahoma Community College	90.91%	100%	100%	97.22%
Copiah-Lincoln Community College	94.12%	90.48%	100%	94.57%
East Central Community College	81.82%	92.16%	91.67%	88.31%
East Mississippi Community College	92.86%	62.50%	90.48%	79.66%
Hinds Community College	87.91%	92.83%	93.46%	91.24%
Holmes Community College	92.85%	97.06%	100%	95.73%
Itawamba Community College	93.41%	98.53%	96.77%	95.93%
Jones County Junior College	100.00%	90.57%	97.14%	96.00%
Meridian Community College	92.78%	92.91%	92.02%	92.53%
Mississippi Delta Community College	96.00%	97.73%	100%	97.66%
Mississippi Gulf Coast Community College	98.17%	96.95%	98.70%	97.89%
Mississippi University for Women	93.02%	100%	97.56%	96.92%
Northeast Mississippi Community College	92.86%	96.20%	98.73%	96.05%
Northwest Mississippi Community College	88.68%	97.12%	100%	95.15%
Pearl River Community College	86.81%	83.49%	92.75%	86.99%
Southwest Mississippi Community College	92.75%	97.26%	96.49%	95.48%
Associate Degree Pass Rate	90.46%	92.44%	95.91%	92.82%
Alcorn State University	85.19%	80.00%	95.24%	86.30%
Belhaven University ¹	N/A	N/A	92.31%	N/A
Delta State University	94.74%	95.00%	100%	97.37%
Mississippi College	92.73%	87.32%	89.33%	89.55%
Mississippi University for Women	100%	97.37%	100%	99.34%
University of Mississippi Medical Center	100%	96.80%	94.96%	97.29%
University of Southern Mississippi	95.89%	100%	96.95%	97.59%
William Carey University	94.64%	94.34%	100%	96.39%
Bachelor Degree Pass Rate	96.29%	95.19%	96.13%	95.91%
ADN and BSN Pass Rate Combined	91.99%	93.16%	95.98%	93.67%
National Pass Rate (1st Write Only)	81.78%	84.53%	84.57%	
National Pass Rate (Repeat)	46.36%	44.52%	46.14%	
TOTAL Mississippi Graduates taking NCLEX-RN®	1848	1814	1741	

¹Belhaven University – new program August 2014 with first graduating class May 2016

Student/Faculty Ratios Fall 2016

STANDARD IV. Curriculum. *Undergraduate student-to-faculty ratios must be no more than 15 to 1 for total enrollment, 10 to 1 for clinical laboratory courses that require direct supervision, and 15 to 1 for those courses that do not require direct supervision. Graduate student-to-faculty ratios must be no more than 15 to 1 for total enrollment, 15 to 1 in graduate clinical courses, 2 to 1 for advanced practice clinical courses that require direct supervision, and 6 to 1 for advanced practice clinical courses that do not require direct supervision.*

Nursing Program	Student Enrollment	Total Faculty Number* (FTE)	Student/Faculty Total Enrollment Ratio	Meets Student/Faculty Clinical Ratio**
Associate Degree				
Alcorn State University	29	4 (3.25)	7:1	Yes
Coahoma Community College	26	6 (4.5)	4:1	Yes
Copiah-Lincoln Community College	91	10 (10)	9:1	Yes
East Central Community College	83	11(8.4)	8:1	Yes
East Mississippi Community College	53	7 (6:10)	8:1	Yes
Hinds Community College	404	48 (43.8)	8:1	Yes
Holmes Community College	191	26 (25.5)	7:1	Yes
Itawamba Community College	246	20 (17.90)	12:1	Yes
Jones County Junior College	155	15 (15)	10:1	Yes
Meridian Community College	442	39 (37.5)	11:1	Yes
Mississippi Delta Community College	100	11 (11)	9:1	Yes
Mississippi Gulf Coast Community College	332	43 (37.8)	8:1	Yes
Mississippi University for Women	98	11 (11)	9:1	Yes
Northeast Mississippi Community College	187	15 (14.2)	12:1	Yes
Northwest Mississippi Community College	273	30 (22)	9:1	Yes
Pearl River Community College	212	22 (19.6)	10:1	Yes
Southwest Mississippi Community College	152	13 (13)	12:1	Yes
Baccalaureate Degree				
Alcorn State University	58	10 (6.5)	6:1	Yes
Belhaven University	55	7 (7)	8:1	Yes
Delta State University	148	18 (14.23)	8:1	Yes
Mississippi College	171	24 (19.8)	7:1	Yes
Mississippi University for Women	490	45 (27.15)	11:1	Yes
University of Mississippi Medical Center	436	49 (36.46)	9:1	Yes
University of Southern Mississippi	413	42 (28.89)	10:1	Yes
William Carey University	158	34 (13.8)	5:1	Yes
Graduate Degree¹				
Alcorn State University	30	9 (4.0)	3:1	Yes
Delta State University	40	15 (6.63)	3:1	Yes
Mississippi University for Women	44	8 (7.5)	6:1	Yes
University of Mississippi Medical Center	373	63 (29.13)	6:1	Yes
University of Southern Mississippi	221	36 (15.88)	6:1	Yes
William Carey University	70	13 (5.4)	5:1	Yes
TOTAL	5781	704 (522.92)		

*Total Faculty Number may include duplicated numbers due to faculty teaching across degree levels.

** Student/Faculty Clinical Ratio based on verification in the annual report submitted by Deans and Directors of Schools of Nursing

¹Graduate Degree Student Enrollment data for Masters of Science in Nursing (MSN) and Doctor of Nursing Practice (DNP) programs

Faculty Vacancies and Preparation by Institution Fall 2016

Institution	Program Vacancy				Faculty Preparation				Total Faculty FTE
	ADN	BSN	MSN	DNP/PhD	BSN ¹	MSN	Doctorate	Other ²	
Alcorn State University			1			6.5	7.25		13.75
Belhaven University						6	1		7.00
Coahoma Community College						2.5	2		4.50
Copiah-Lincoln Community College						10			10.00
Delta State University				2		10.82	10.04		20.86
East Central Community College						6.7	1.7		8.40
East Mississippi Community College						4.10	2		6.10
Hinds Community College	3.5				1	36.4	6.4		43.80
Holmes Community College						23.5	2		25.50
Itawamba Community College						10.9	7		17.90
Jones County Junior College						13	2		15.00
Meridian Community College						34	3.5		37.50
Mississippi College						15.50	4.3		19.80
Mississippi Delta Community College					1	9	1		11.00
Mississippi Gulf Coast Community College	1					34.8	3		37.80
Mississippi University for Women						25.7	19.95		45.65
Northeast Mississippi Community College						14.2			14.20
Northwest Mississippi Community College					1	21			22.00
Pearl River Community College	1					16.6	3.0		19.60
Southwest Mississippi Community College						13			13.00
University of Mississippi Medical Center		1		2	1	23.40	37.74	3.45	65.59
University of Southern Mississippi			1			16.47	28.05	.25	44.77
William Carey University			1		0.3	9.8	14.3		24.40
Total Fall 2016	5.5	1	3	4	4.3	363.89	156.23	3.7	528.12

Faculty preparation includes fulltime, part-time, and adjunct.

¹BSN Faculty – approved faculty exception currently pursuing a master’s degree in nursing, with completion in 3 years

²Other (Non-Nurse Faculty) –Medical Doctor, PhD Biochemistry, PhD Biostatistics, PhD Clinical Health Sciences, PhD Counseling Psychology, PhD Epidemiology, PhD Exercise Physiology, & PhD Instructional Systems and Workforce Development

Degree Completion Rates by Degree Level

STANDARD VI: Outcomes 2. b. Degree Completion Rates: *Expected levels of achievement for program completion are determined by the faculty, reflect program demographics, academic progression, program history, best practices, and will be within 150 percent of the stated program length over a three-year period.*

College/University Nursing Program	Academic Year			ELA*	3-Year Rate
	2013/2014	2014/2015	2015/2016		
Associate Degree					
Alcorn State University	73.00%	80.56%	70.83%	70%	74.29%
Coahoma Community College	50.00%	64.00%	56.25%	55%	57.14%
Copiah-Lincoln Community College	70.00%	63.08%	52.94%	55%	65.16%
East Central Community College	55.84%	66.25%	87.69%	60%	68.92%
East Mississippi Community College	80.00%	82.76%	75.00%	60%	79.45%
Hinds Community College	72.70%	90.53%	84.31%	60%	82.16%
Holmes Community College	68.00%	60.00%	63.16%	60%	63.99%
Itawamba Community College	72.58%	60.00%	56.89%	60%	62.09%
Jones County Junior College	81.00%	85.14%	92.19%	60%	86.39%
Meridian Community College ¹	53.00%	60.15%	63.95%	63.33%	58.50%
Mississippi Delta Community College	68.00%	64.86%	60.27%	60%	64.38%
Mississippi Gulf Coast Community College	68.00%	60.37%	64.83%	60%	64.95%
Mississippi University for Women	63.60%	63.93%	63.64%	60%	63.73%
Northeast Mississippi Community College	80.00%	76.74%	73.58%	60%	76.77%
Northwest Mississippi Community College	82.00%	80.38%	80.38%	65%	80.90%
Pearl River Community College	76.00%	87.74%	84.26%	60%	82.65%
Southwest Mississippi Community College	72.00%	82.95%	78.26%	60%	77.66%
Baccalaureate					
Alcorn State University	76.92%	80.00%	85.11%	70%	80.52%
Belhaven University ²	N/A	N/A	86.67%	80%	N/A
Delta State University ³	89.47%	85.37%	87.50%	73.33%	87.41%
Mississippi College	86.00%	88.89%	93.24%	70%	89.52%
Mississippi University for Women	88.78%	91.28%	95.42%	75%	92.13%
University of Mississippi Medical Center	97.71%	96.86%	96.37%	85%	96.95%
University of Southern Mississippi	98.00%	98.81%	97.95%	75%	98.17%
William Carey University	92.00%	74.39%	79.63%	70%	82.78%
Masters					
Alcorn State University	100%	80.95%	69.57%	70%	83.08%
Delta State University ³	92.30%	100%	95.00%	73.33%	95.83%
Mississippi University for Women	100%	93.18%	100%	90%	97.50%
University of Mississippi Medical Center	89.02%	95.87%	91.30%	85%	92.38%
University of Southern Mississippi	98.00%	94.29%	100%	80%	96.71%
William Carey University	93.00%	94.12%	100%	90%	94.12%
Doctor of Nursing Practice**					
Delta State University	N/A	100%	100%	70%	N/A
Mississippi University for Women ⁴	N/A	100%	100%	85%	N/A
University of Mississippi Medical Center	N/A	100%	100%	85%	N/A
University of Southern Mississippi	N/A	100%	95.00%	75%	N/A

*ELA – Expected levels of achievement

**Doctor of Nursing Practice – new compliance requirement 2014/2015

¹MCC – ADN average ELA for three-year period (ELA 70% for 2013/14; 60% for 2014/15 & 2015/16)

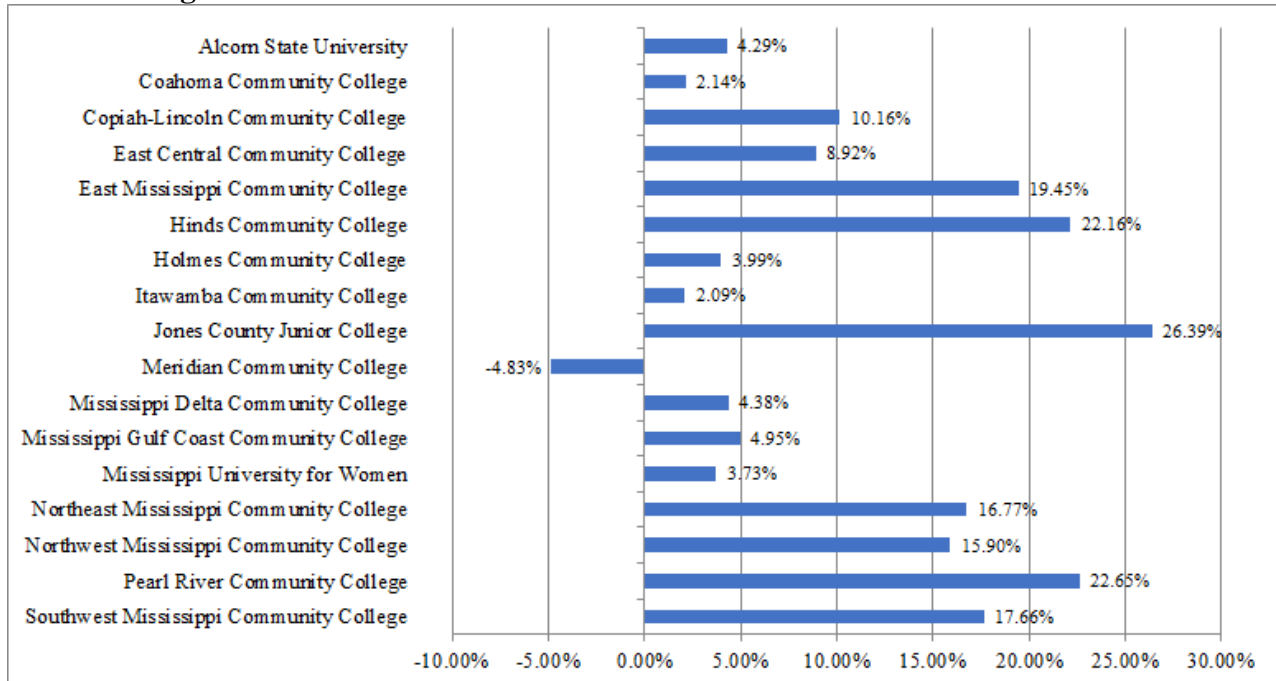
²Belhaven University – new BSN program August 2014 with first graduating class May 2016

³DSU – BSN & MSN average ELA for three-year period (ELA 80% for 2013/14; 70% for 2014/15 & 2015/16)

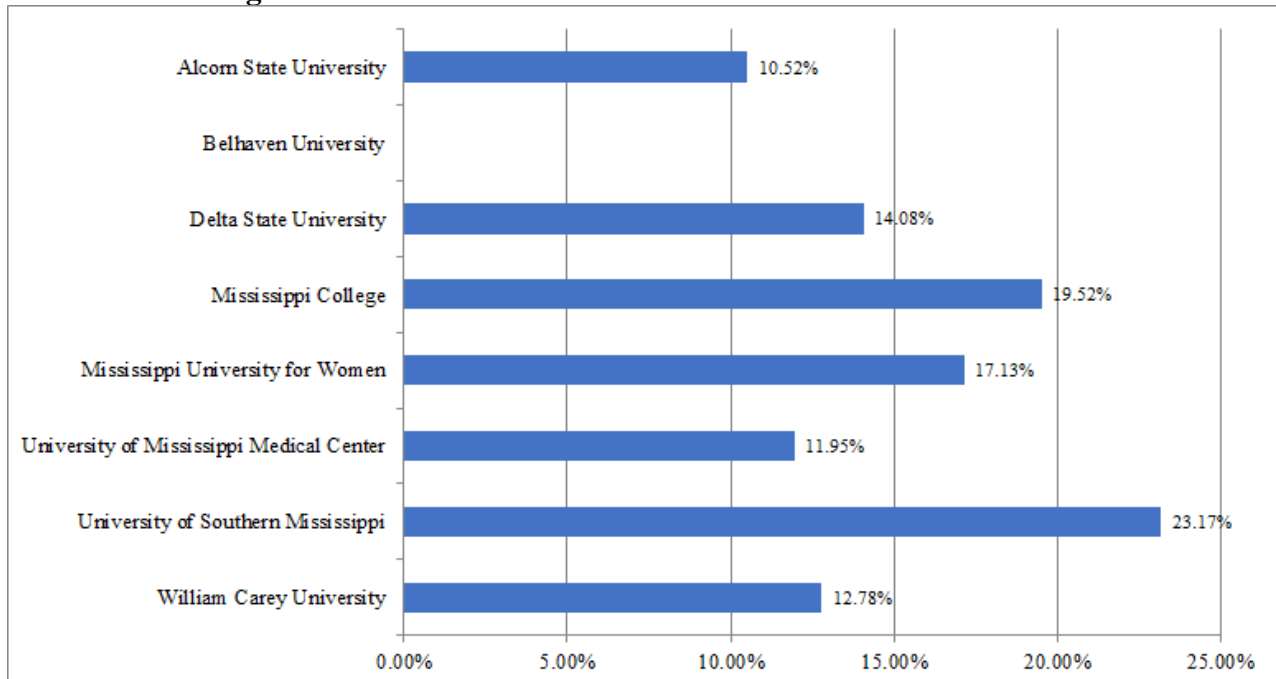
⁴MUW – DNP average ELA for two-year period (ELA 90% for 2014/15; 80% for 2015/16)

Degree Completion Rates Above or Below Expected Levels of Achievement (ELA)

Associate Degree



Baccalaureate Degree

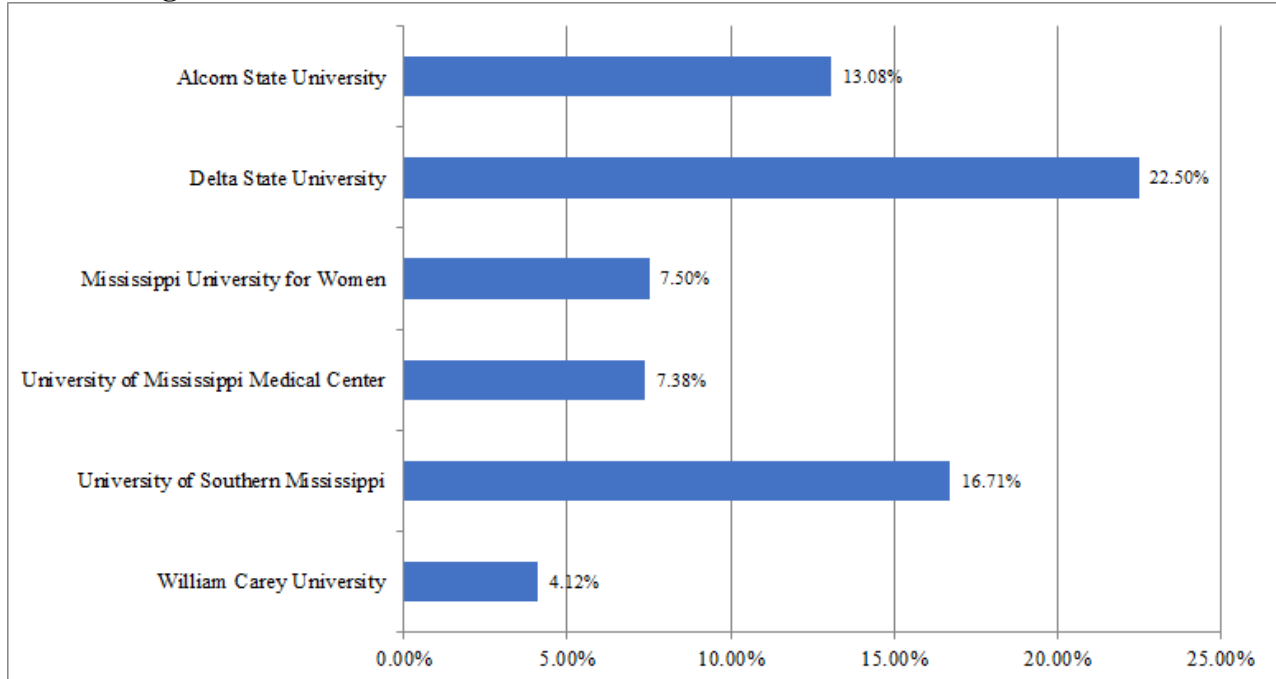


Belhaven University – new program August 2014 with first graduating class May 2016

Note: Zero (0.0%) or positive values indicate three-year completion rates meet or exceed Expected Levels of Achievement (ELA) rates. Negative values indicate completion rates fell below ELA rates.

Degree Completion Rates Above or Below Expected Levels of Achievement (ELA)

Masters Degree



Note: Zero (0.0%) or positive values indicate three-year completion rates meet or exceed Expected Levels of Achievement (ELA) rates. Negative values indicate completion rates fell below ELA rates.

Nurse Practitioner & Nurse Anesthesia Certification Rates Calendar Years 2013-2015

STANDARD VI: Outcomes 2. c. Certification Pass Rates:

Annual nurse practitioner certification exam pass rates for all test takers (1st and repeat) will be at 80% or above over a three-year period.

College/University Nursing Program	2013	2014	2015	3-Year Rate
Alcorn State University	87.00%	100%	93.33%	93.22%
Delta State University	100%	100%	93.33%	97.73%
Mississippi University for Women	92.00%	100%	100%	97.35%
University of Mississippi Medical Center	100%	100%	100%	100%
University of Southern Mississippi	88.00%	88.71%	90.48%	89.38%

Annual nurse anesthesia certification exam pass rates for all test takers (1st and repeat) will be at 80% or above over a three-year period.

College/University Nursing Program	2013	2014	2015	3-Year Rate
University of Southern Mississippi	N/A	N/A	100%	N/A

USM – Post-BSN to DNP Nurse Anesthesia Program (NAP) admitted first cohort January 2013, with first graduating class December 2015.

National Accreditation Status and Site Visit Schedule

III. STANDARDS FOR ACCREDITATION. *All Nursing Education Programs must be accredited by a national nursing education accrediting body.*

Nursing Program	Accreditation Status		Date of Next Accreditation Visit
	ACEN*	CCNE**	
Associate Degree			
Alcorn State University	Continuing Accreditation With Warning		Fall 2017 (Report & Visit)
Coahoma Community College	Initial Accreditation		Fall 2019
Copiah-Lincoln Community College	Continuing Accreditation		Spring 2018
East Central Community College	Continuing Accreditation		Fall 2018
East Mississippi Community College	Continuing Accreditation		Fall 2024
Hinds Community College	Continuing Accreditation		Fall 2018
Holmes Community College	Continuing Accreditation		Spring 2019
Itawamba Community College	Continuing Accreditation		Spring 2020
Jones County Junior College	Continuing Accreditation		Fall 2018
Meridian Community College	Continuing Accreditation		Spring 2018
Mississippi Delta Community College	Continuing Accreditation		Spring 2021
Mississippi Gulf Coast Community College	Continuing Accreditation		Spring 2019
Mississippi University for Women	Continuing Accreditation		Fall 2021
Northeast Mississippi Community College	Continuing Accreditation		Spring 2023
Northwest Mississippi Community College	Continuing Accreditation		Fall 2018
Pearl River Community College	Continuing Accreditation		Spring 2019
Southwest Mississippi Community College	Continuing Accreditation		Spring 2020
Baccalaureate/Higher Degree			
Alcorn State University	Continuing Accreditation (BSN) Continuing Accreditation (MSN)		Fall 2023 BSN Fall 2020 MSN
Belhaven University		Initial Accreditation	Spring 2021
Delta State University		Continuing Accreditation Initial Accreditation	Fall 2020 BSN/MSN Spring 2020 DNP/ Post-Graduate APRN
Mississippi College		Continuing Accreditation	Spring 2022 BSN
Mississippi University for Women		Continuing Accreditation Initial Accreditation	Spring 2020 BSN/MSN Fall 2020 – DNP/ Post-Graduate APRN
University of Mississippi Medical Center		Continuing Accreditation Initial Accreditation	Spring 2022 BSN/MSN Spring 2017 DNP
University of Southern Mississippi ¹		Continuing Accreditation Initial Accreditation	Spring 2022 BSN/MSN Spring 2017 DNP & NAP
William Carey University		Continuing Accreditation	Spring 2022 BSN/MSN

*ACEN – Accreditation Commission for Education in Nursing

**CCNE – Commission on Collegiate Nursing Education

¹USM – Spring 2012 Initial Accreditation by the Council on Accreditation (COA) of Nurse Anesthesia Educational Programs