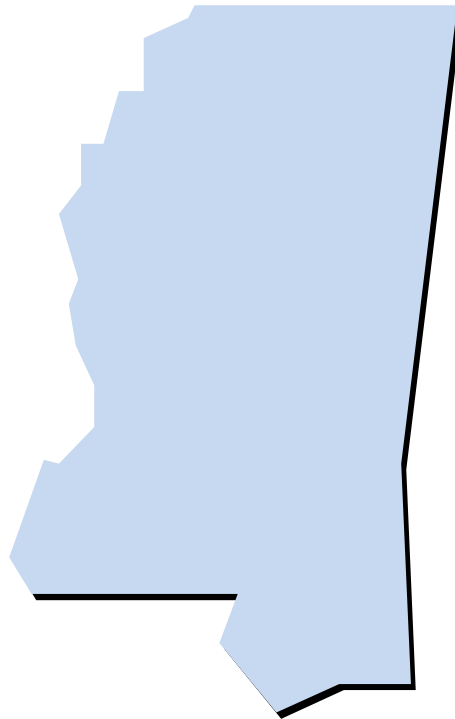


ANNUAL REPORT FOR MISSISSIPPI NURSING
DEGREE PROGRAMS

Nursing Education in
MISSISSIPPI



Janette S. McCrory, DNP, RN
Director of Nursing Education

May 19, 2016

Office of Academic and Student Affairs
Mississippi Institutions of Higher Learning

TABLE OF CONTENTS

Admissions by Academic Year	Page 3
Enrollment by Fall Term	Page 5
Graduate Program Enrollment by Clinical Practice Role	Page 7
Graduates by Academic Year	Page 8
Associate and Baccalaureate Graduates	Page 10
Masters and Doctoral Graduates	Page 11
NCLEX-RN® Pass Rates	Page 12
Student/Faculty Ratios	Page 13
Faculty Vacancies and Preparation by Institution	Page 14
Degree Completion Rates by Degree Level	Page 15
Nurse Practitioner Certification Rates	Page 17
National Accreditation Status and Schedule	Page 18

Admissions by Academic Year

College/University Nursing Program	2010 / 2011	2011 / 2012	2012 / 2013	2013 / 2014	2014/ 2015	5-Year Average	5-Year Change
Associate							
Alcorn State University	49	36	45	48	35	43	-28.6%
Coahoma Community College	44	36	36	25	23	33	-47.7%
Copiah-Lincoln Community College	56	80	74	65	67	68	19.6%
East Central Community College	84	91	89	68	63	79	-25.0%
East Mississippi Community College	30	20	30	22	39	28	30.0%
Hinds Community College	265	283	290	260	267	273	0.8%
Holmes Community College	161	169	165	187	166	170	3.1%
Itawamba Community College	162	171	169	169	166	167	2.5%
Jones County Junior College	98	110	98	79	95	96	-3.1%
Meridian Community College	249	231	274	268	302	265	21.3%
Mississippi Delta Community College	93	95	79	79	68	83	-26.9%
Mississippi Gulf Coast Community College	244	190	318	329	302	277	23.8%
Mississippi University for Women	81	50	60	70	73	67	-9.9%
Northeast Mississippi Community College	155	109	122	127	116	126	-25.2%
Northwest Mississippi Community College	151	154	160	162	174	160	15.2%
Pearl River Community College	149	146	132	166	141	147	-5.4%
Southwest Mississippi Community College	134	125	87	103	103	110	-23.1%
Subtotal	2205	2096	2228	2227	2200	2191	-0.2%
Baccalaureate							
Alcorn State University	136	92	55	50	63	79	-53.7%
Belhaven University ¹	N/A	N/A	N/A	N/A	18	N/A	N/A
Delta State University	50	63	41	49	84	57	68.0%
Mississippi College	93	78	81	80	74	81	-20.4%
Mississippi University for Women	244	343	436	442	601	413	146.3%
University of Mississippi Medical Center	130	137	215	276	318	215	144.6%
University of Southern Mississippi	237	251	235	246	221	238	-6.8%
William Carey University	142	153	124	136	131	137	-7.7%
Subtotal	1032	1117	1187	1279	1510	1225	46.3%
Masters							
Alcorn State University	26	35	26	35	12	27	-53.8%
Delta State University	20	15	23	15	20	19	0.0%
Mississippi University for Women	48	41	40	41	42	42	-12.5%
University of Mississippi Medical Center	83	109	96	155	201	129	142.2%
University of Southern Mississippi	51	48	62	61	56	56	9.8%
William Carey University	32	78	84	51	53	60	65.6%
Subtotal	260	326	331	358	384	332	47.7%
Doctoral							
Delta State University ²	N/A	N/A	N/A	6	17	N/A	N/A
Mississippi University for Women ³	N/A	N/A	5	6	1	N/A	N/A
University of Mississippi Medical Center	12	9	19	12	17	14	41.7%
University of Southern Mississippi	9	17	31	33	26	23	188.9%
William Carey University ⁴	N/A	N/A	44	26	28	N/A	N/A
Subtotal	21	26	99	83	89	64	323.8%
TOTAL	3518	3565	3845	3947	4183	3812	18.9%

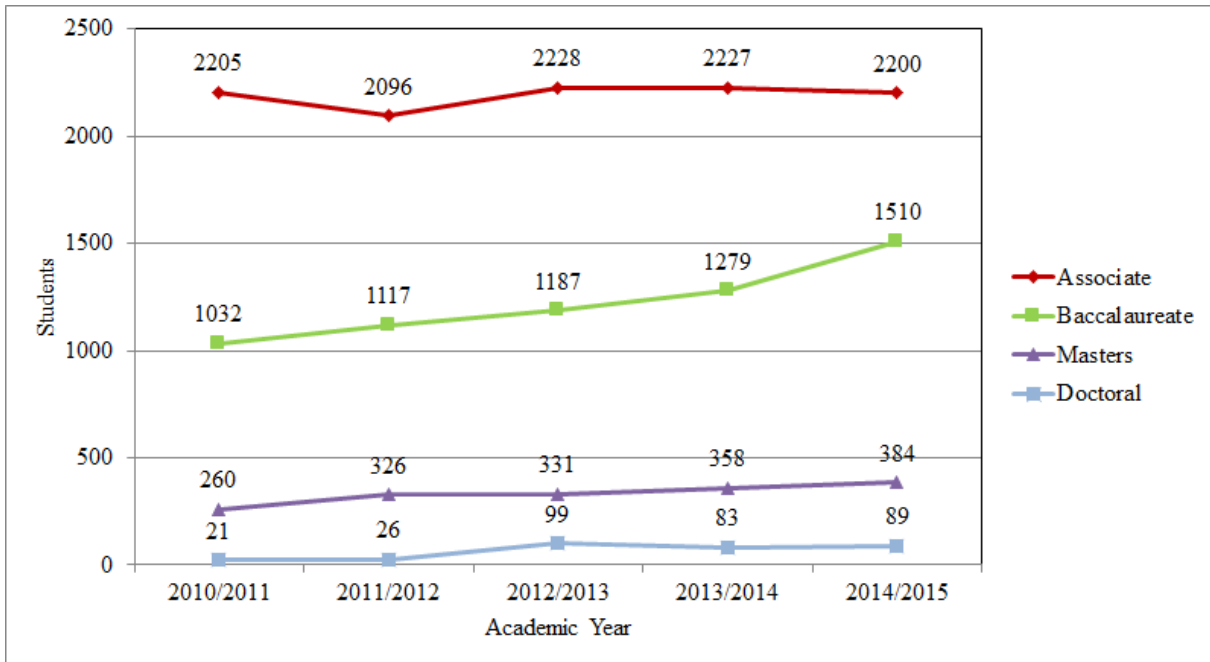
¹ Belhaven University – new program August 2014 with first graduating class May 2016

² DSU – new Doctor of Nursing Practice (DNP) program August 2013

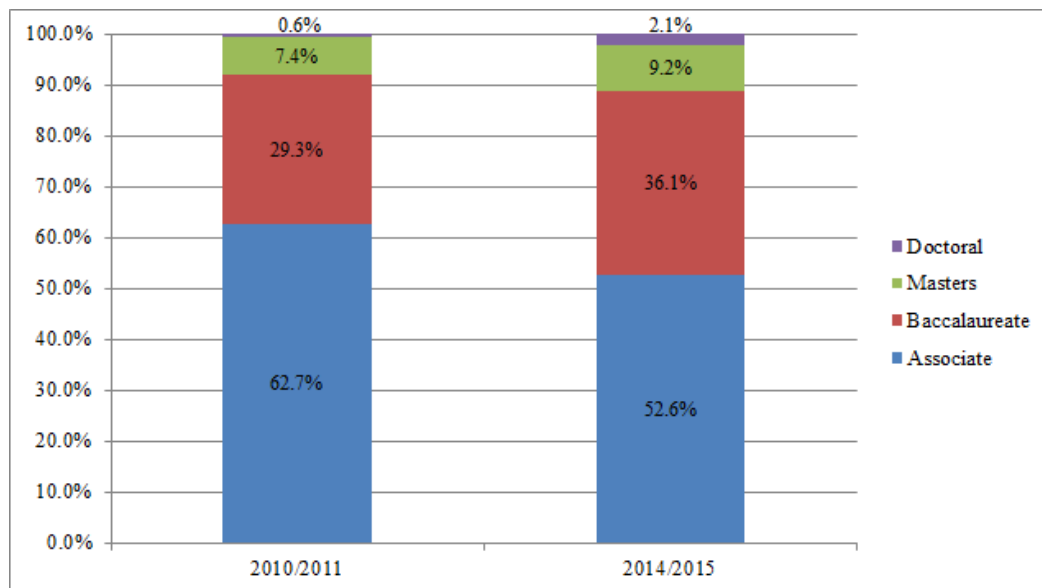
³ MUW – new Doctor of Nursing Practice (DNP) program January 2013

⁴ WCU – new PhD in Nursing Education and Administration program Fall 2012

Admissions by Academic Year



- The overall total number of nursing admissions has increased by 18.9 percent from AY2010-11 to AY2014-15. Most of this increase has been in the Baccalaureate (46.3%), Masters (47.7%), and Doctoral (323.8%) programs. Admissions to Associate programs have remained relatively stable with a 0.2 percent decrease.



- Nursing admissions by academic level have changed slightly from AY2010-11 to AY2014-15. Higher percentages of admissions are at the baccalaureate and graduate levels.

Enrollment by Fall Term

College/University Nursing Program	2011	2012	2013	2014	2015	5-Year Average	5-Year Change
Associate							
Alcorn State University	100	66	78	59	46	70	-54.0%
Coahoma Community College	36	34	29	21	23	29	-36.1%
Copiah-Lincoln Community College	89	111	105	99	84	98	-5.6%
East Central Community College	112	128	108	109	102	112	-8.9%
East Mississippi Community College	43	47	41	42	50	45	16.3%
Hinds Community College	447	490	472	476	396	456	-11.4%
Holmes Community College	277	298	278	202	223	256	-19.5%
Itawamba Community College	247	242	270	239	224	244	-9.3%
Jones County Junior College	146	160	139	148	157	150	7.5%
Meridian Community College	404	380	380	389	391	389	-3.2%
Mississippi Delta Community College	118	121	118	104	101	112	-14.4%
Mississippi Gulf Coast Community College	337	311	389	434	407	376	20.8%
Mississippi University for Women	93	96	96	99	97	96	4.3%
Northeast Mississippi Community College	245	228	199	196	195	213	-20.4%
Northwest Mississippi Community College	261	283	257	242	279	264	6.9%
Pearl River Community College	258	238	254	239	195	237	-24.4%
Southwest Mississippi Community College	183	161	153	140	135	154	-26.2%
Subtotal	3396	3394	3366	3238	3105	3300	-8.6%
Baccalaureate							
Alcorn State University	127	86	78	80	61	86	-52.0%
Belhaven University ¹	N/A	N/A	N/A	18	46	N/A	N/A
Delta State University	127	99	95	141	160	124	26.0%
Mississippi College	152	145	144	159	156	151	2.6%
Mississippi University for Women	384	500	499	530	461	475	20.1%
University of Mississippi Medical Center	239	290	373	417	416	347	74.1%
University of Southern Mississippi	450	417	416	411	412	421	-8.4%
William Carey University	226	181	175	174	157	183	-30.5%
Subtotal	1705	1718	1780	1930	1869	1800	9.6%
Masters							
Alcorn State University	61	74	66	35	28	53	-54.1%
Delta State University	47	50	38	36	33	41	-29.8%
Mississippi University for Women	44	39	42	42	36	41	-18.2%
University of Mississippi Medical Center	170	202	288	355	353	274	107.6%
University of Southern Mississippi	112	105	113	111	111	110	-0.9%
William Carey University	46	47	84	83	79	68	71.7%
Subtotal	480	517	631	662	640	586	33.3%
Doctoral							
Delta State University ²	N/A	N/A	6	22	19	N/A	N/A
Mississippi University for Women ³	N/A	N/A	5	3	12	N/A	N/A
University of Mississippi Medical Center	33	43	42	57	55	46	66.7%
University of Southern Mississippi	45	37	60	77	91	62	102.2%
William Carey University ⁴	N/A	44	74	77	74	N/A	N/A
Subtotal	78	124	187	236	251	175	221.8%
TOTAL	5659	5753	5964	6066	5865	5861	3.6%

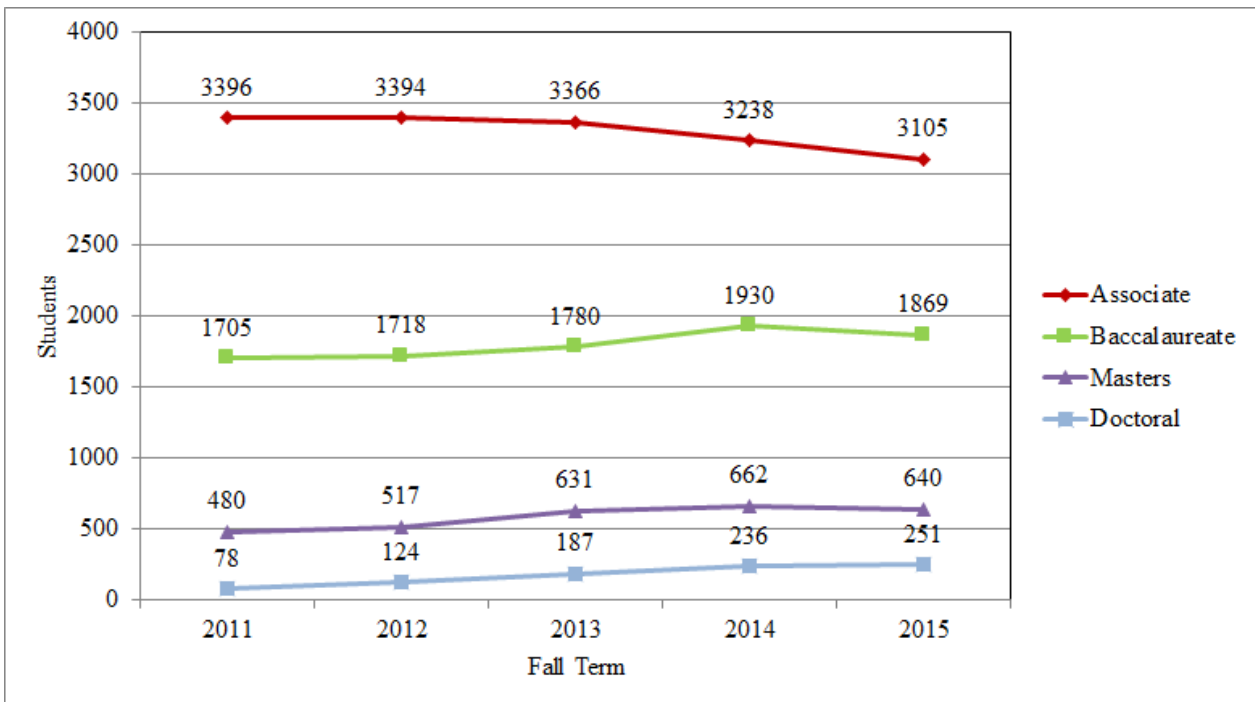
¹ Belhaven University – new program August 2014 with first graduating class May 2016

² DSU – new Doctor of Nursing Practice (DNP) program August 2013

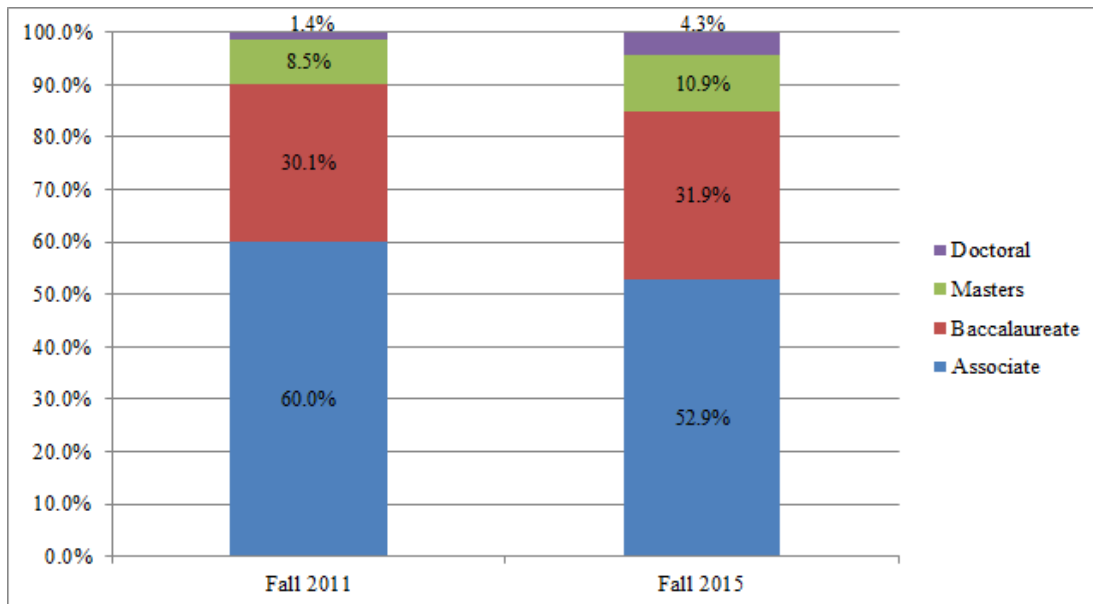
³ MUW – new Doctor of Nursing Practice (DNP) program January 2013

⁴ WCU – new PhD in Nursing Education and Administration program Fall 2012

Enrollment by Fall Term



- Nursing enrollment has increased by 3.6 percent from Fall 2011 to Fall 2015. Most of this increase has been in the Baccalaureate (9.6%), Masters (33.3%), and Doctoral (221.8%) programs. Enrollment in Associate programs has seen a 8.6 percent decrease.



- Nursing enrollment by academic level has changed slightly from Fall 2011 to Fall 2015. Higher percentages of students are enrolling at the baccalaureate and graduate levels.

Graduate Program Enrollment by Clinical Practice Role Fall 2015

Institution	Doctoral Enrollment			Masters Enrollment		Total Graduate Enrollment
	DNP	PhD	Other*	Role		
Alcorn State University				Education Family NP	4 24	28
Delta State University	19			Family NP Post-Masters Family NP Family Psych MH NP	29 2 2	52
Mississippi University for Women	12			Family NP Post-Masters Family NP	34 2	48
University of Mississippi Medical Center	33	22		Administration/Executive Education Family NP Post-Masters Family NP Acute Care Adult Geri NP Post-Masters Acute Care Adult Geri NP Adult Geri NP Post-Masters Adult Geri NP Family Psych MH NP Post-Masters Family Psych MH NP Neonatal NP Pediatric Acute/Primary NP	37 38 110 12 23 4 59 1 45 10 4 10	408
University of Southern Mississippi ¹	65	26		Family NP Post-Masters Family NP Family Psych MH NP Post-Masters Family Psych MH NP	82 10 15 4	202
William Carey University		74		Education MSN/MBA Dual Degree	65 14	153
Total Graduate Enrollment Fall 2015	129	122			640	891
Total Graduate Enrollment Fall 2014	109	120	7		662	898
Total Graduate Enrollment Fall 2013	76	110	1		631	818
Total Graduate Enrollment Fall 2012	47	77			517	641
Total Graduate Enrollment Fall 2011	44	31	3		480	558

*Other – students with special circumstances or non-degree seeking

¹USM – DNP enrollment includes Nurse Anesthesia Program (Post-BSN to DNP).

Graduates by Academic Year

College/University Nursing Program	2010 / 2011	2011 / 2012	2012 / 2013	2013 / 2014	2014/ 2015	5-Year Average	5-Year Change
Associate							
Alcorn State University	31	25	27	41	29	31	-6.5%
Coahoma Community College	20	20	13	11	16	16	-20.0%
Copiah-Lincoln Community College	30	39	50	52	41	42	36.7%
East Central Community College	53	41	38	54	51	47	-3.8%
East Mississippi Community College ¹	N/A	13	28	14	21	N/A	N/A
Hinds Community College	200	166	207	219	240	206	20.0%
Holmes Community College	99	113	119	117	66	103	-33.3%
Itawamba Community College	105	90	73	91	99	92	-5.7%
Jones County Junior College	57	48	61	52	51	54	-10.5%
Meridian Community College	201	153	158	162	118	158	-41.3%
Mississippi Delta Community College	54	48	51	49	48	50	-11.1%
Mississippi Gulf Coast Community College	176	168	85	105	156	138	-11.4%
Mississippi University for Women	54	48	47	42	46	47	-14.8%
Northeast Mississippi Community College	77	82	110	69	79	83	2.6%
Northwest Mississippi Community College	89	99	119	103	106	103	19.1%
Pearl River Community College	97	103	96	89	111	99	14.4%
Southwest Mississippi Community College	77	57	84	69	72	72	-6.5%
Subtotal	1420	1313	1366	1339	1350	1358	-4.9%
Baccalaureate							
Alcorn State University	41	59	63	40	44	49	7.3%
Belhaven University ²	N/A	N/A	N/A	N/A	N/A	N/A	N/A
Delta State University	42	54	39	31	35	40	-16.7%
Mississippi College	64	65	66	67	72	67	12.5%
Mississippi University for Women	161	258	336	294	384	287	138.5%
University of Mississippi Medical Center	121	108	124	257	255	173	110.7%
University of Southern Mississippi	208	218	198	178	168	194	-19.2%
William Carey University	82	118	126	103	87	103	6.1%
Subtotal	719	880	952	970	1045	913	45.3%
Masters							
Alcorn State University	17	27	25	22	16	21	-5.9%
Delta State University	33	16	13	16	15	19	-54.5%
Mississippi University for Women	47	40	40	39	39	41	-17.0%
University of Mississippi Medical Center	46	44	58	65	117	66	154.3%
University of Southern Mississippi	48	57	45	41	55	49	14.6%
William Carey University	18	25	31	51	43	34	138.9%
Subtotal	209	209	212	234	285	230	36.4%
Doctoral							
Delta State University ³	N/A	N/A	N/A	N/A	4	N/A	N/A
Mississippi University for Women ⁴	N/A	N/A	N/A	5	2	N/A	N/A
University of Mississippi Medical Center	1	5	9	7	4	5	300.0%
University of Southern Mississippi	2	7	10	7	15	8	650.0%
William Carey University ⁵	N/A	N/A	N/A	21	26	N/A	N/A
Subtotal	3	12	19	40	51	25	1600.0%
TOTAL	2351	2414	2549	2583	2731	2526	16.2%

¹EMCC - new program January 2010 with first graduating class December 2011

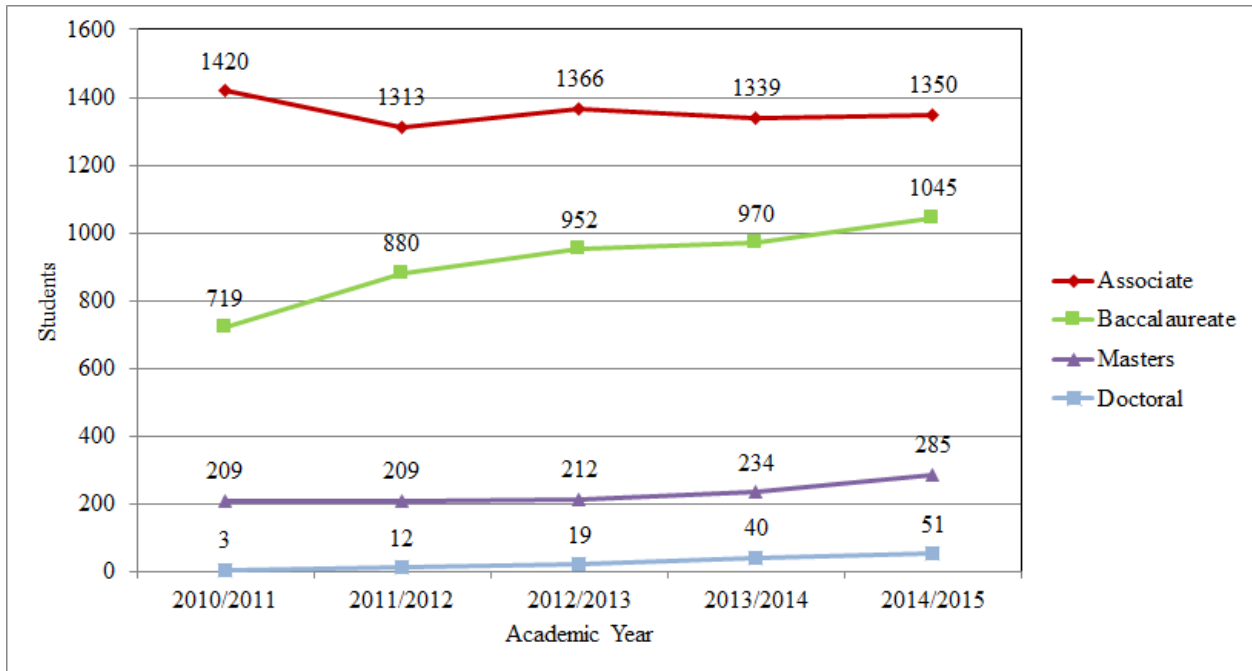
²Belhaven University – new program August 2014 with first graduating class May 2016

³DSU – new Doctor of Nursing Practice (DNP) program August 2013

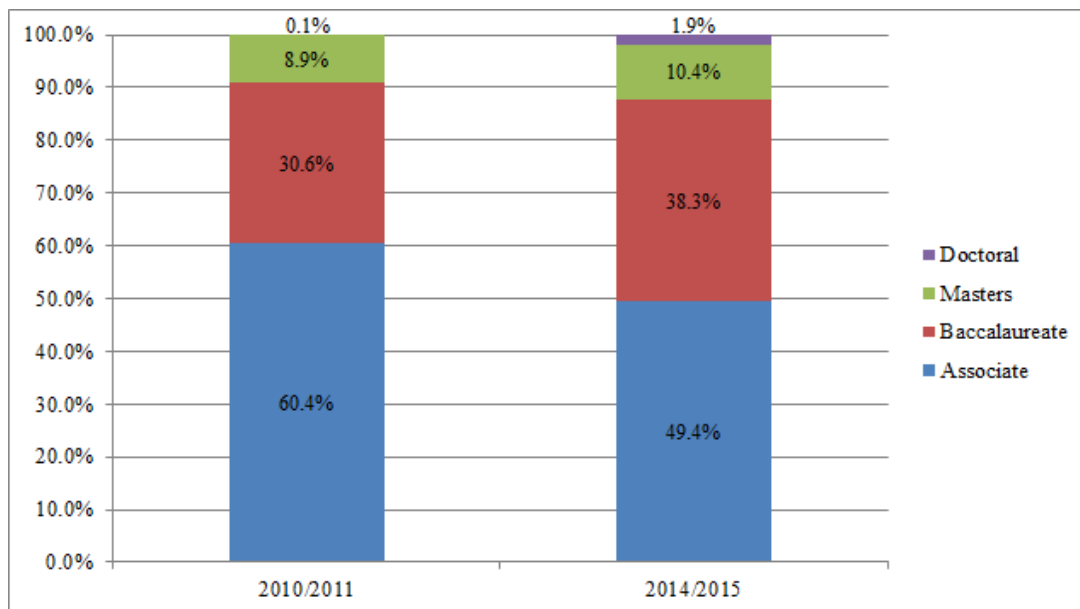
⁴MUW – new Doctor of Nursing Practice (DNP) program January 2013

⁵WCU – new PhD in Nursing Education and Administration program Fall 2012

Graduates by Academic Year



- Nursing graduates have increased by 16.2 percent from AY2010-11 to AY2014-15. Most of this increase has been in the baccalaureate (45.3%) and masters (36.4%) programs.



- Nursing graduates by academic level have changed slightly from AY2010-11 to AY2014-15. Higher percentages of students are graduating at the baccalaureate and graduate levels.

Associate and Baccalaureate Graduates Academic Year 2014-2015

Institution/Degree	Generic Graduates ¹	LPN to RN Graduates	Other RN Graduates ²	RN to BSN Graduates	Total Graduates
Associate Degree					
Alcorn State University	23	6			29
Coahoma Community College	9	7			16
Copiah-Lincoln Community College	29	12			41
East Central Community College	39	12			51
East Mississippi Community College	21				21
Hinds Community College	168	64	8		240
Holmes Community College	53	13			66
Itawamba Community College	99				99
Jones County Junior College	50	1			51
Meridian Community College	100	18			118
Mississippi Delta Community College	37	11			48
Mississippi Gulf Coast Community College	141	15			156
Mississippi University Women	25	21			46
Northeast Mississippi Community College	62	17			79
Northwest Mississippi Community College	101	5			106
Pearl River Community College	97	14			111
Southwest Mississippi Community College	58	14			72
Subtotal	1112	230	8		1350
Baccalaureate Degree					
Alcorn State University	22			22	44
Belhaven University ³	N/A			N/A	N/A
Delta State University	19			16	35
Mississippi College	70			2	72
Mississippi University for Women	37			347	384
University of Mississippi Medical Center	85		29	141	255
University of Southern Mississippi	145			23	168
William Carey University	53			34	87
Subtotal	431		29	585	1045
TOTAL	1543	230	37	585	2395

¹Generic Graduates - Traditional track pre-licensure students

²Other RN Graduates – Accelerated 2nd Degree BSN, Paramedic-to-RN & Respiratory Therapist-to-RN pre-licensure students

³Belhaven University – new program August 2014 with first graduating class May 2016

Masters and Doctoral Graduates Academic Year 2014-2015

Institution	Doctoral Graduates		Masters Graduates		Total Graduates
	DNP	PhD	Role		
Alcorn State University			Education Family NP Post-Masters Family NP	2 11 3	16
Delta State University	4		Family NP Post-Masters Family NP Family Psych MH NP	12 1 2	19
Mississippi University for Women	2		Family NP Post-Masters Family NP Family Psych MH NP	37 1 1	41
University of Mississippi Medical Center	2	2	Administration/Executive Education Family NP Post-Masters Family NP Acute Care Adult Geri NP Post-Masters Acute Care Adult Geri NP Adult Geri NP Post-Masters Adult Geri NP Family Psych MH NP Post-Masters Family Psych MH NP	19 12 39 1 10 1 11 3 16 5	121
University of Southern Mississippi	11	4	Family NP Post-Masters Family NP Adult Geri NP Family Psych MH NP Post-Masters Family Psych MH NP	44 2 1 3 5	70
William Carey University		26	Education	43	69
Total Graduates AY 2014/2015	19	32		285	336
Total Graduates AY 2013/2014	16	24		234	274
Total Graduates AY 2012/2013	13	6		212	231
Total Graduates AY 2011/2012	9	3		209	221
Total Graduates AY 2010/2011	0	3		209	212

NCLEX-RN® Pass Rates
Mississippi Undergraduate Nursing Programs
Calendar Years 2013-2015

(Source: MS Board of Nursing/National Council of State Boards of Nursing)

STANDARD VI: Outcomes. 2. a. NCLEX Pass Rates: Annual NCLEX pass rates for all test takers (1st and repeat) will be at 80% or above over a three-year period.

Nursing Programs	2013	2014	2015	3-Year Pass Rate
Alcorn State University	64.29%	52.27%	41.94%	52.43%
Coahoma Community College	100%	90.91%	100%	97.50%
Copiah-Lincoln Community College	92.00%	94.12%	90.48%	92.31%
East Central Community College	89.19%	81.82%	92.16%	87.41%
East Mississippi Community College	92.59%	92.86%	62.50%	81.54%
Hinds Community College	92.12%	87.91%	92.83%	90.99%
Holmes Community College	89.52%	92.85%	97.06%	92.43%
Itawamba Community College	93.06%	93.41%	98.53%	94.81%
Jones County Junior College	91.80%	100.00%	90.57%	93.98%
Meridian Community College	94.77%	92.78%	92.91%	93.48%
Mississippi Delta Community College	94.00%	96.00%	97.73%	95.83%
Mississippi Gulf Coast Community College	95.18%	98.17%	96.95%	96.91%
Mississippi University for Women	100%	93.02%	100%	97.78%
Northeast Mississippi Community College	95.41%	92.86%	96.20%	94.96%
Northwest Mississippi Community College	94.02%	88.68%	97.12%	93.27%
Pearl River Community College	93.55%	86.81%	83.49%	87.71%
Southwest Mississippi Community College	92.86%	92.75%	97.26%	94.25%
Associate Degree Pass Rate	92.02%	90.46%	92.44%	91.87%
Alcorn State University	85.19%	85.19%	80.00%	83.54%
Belhaven University ¹	N/A	N/A	N/A	N/A
Delta State University	100%	94.74%	95.00%	97.01%
Mississippi College	93.44%	92.73%	87.32%	90.91%
Mississippi University for Women	100%	100%	97.37%	99.33%
University of Mississippi Medical Center	96.83%	100%	96.80%	97.87%
University of Southern Mississippi	93.29%	95.89%	100%	96.27%
William Carey University	98.21%	94.64%	94.34%	95.76%
Bachelor Degree Pass Rate	95.28%	96.29%	95.19%	95.61%
ADN and BSN Pass Rate Combined	93.65%	91.99%	93.16%	92.87%
National Pass Rate (1st Write Only)	83.04%	81.78%	84.53%	
National Pass Rate (Repeat)	47.42%	46.36%	44.52%	
TOTAL Mississippi Graduates taking NCLEX-RN®	1866	1848	1814	

¹Belhaven University – new program August 2014 with first graduating class May 2016

Student/Faculty Ratios Fall 2015

STANDARD IV. Curriculum. *Undergraduate student-to-faculty ratios must be no more than 15 to 1 for total enrollment, 10 to 1 for clinical laboratory courses that require direct supervision, and 15 to 1 for those courses that do not require direct supervision. Graduate student-to-faculty ratios must be no more than 15 to 1 for total enrollment, 15 to 1 in graduate clinical courses, 2 to 1 for advanced practice clinical courses that require direct supervision, and 6 to 1 for advanced practice clinical courses that do not require direct supervision.*

Nursing Program	Student Enrollment	Total Faculty Number* (FTE)	Student/Faculty Total Enrollment Ratio	Meets Student/Faculty Clinical Ratio**
Associate Degree				
Alcorn State University	46	6 (4.25)	8:1	Yes
Coahoma Community College	23	6 (5.0)	4:1	Yes
Copiah-Lincoln Community College	84	11 (11)	8:1	Yes
East Central Community College	102	13 (9)	8:1	Yes
East Mississippi Community College	50	7 (7)	7:1	Yes
Hinds Community College	396	56 (43.5)	7:1	Yes
Holmes Community College	223	28 (27.4)	8:1	Yes
Itawamba Community College	224	19 (17.30)	12:1	Yes
Jones County Junior College	157	16 (15.25)	10:1	Yes
Meridian Community College	391	38 (37)	10:1	Yes
Mississippi Delta Community College	101	11 (11)	9:1	Yes
Mississippi Gulf Coast Community College	407	45 (40.14)	9:1	Yes
Mississippi University for Women	97	11 (11)	9:1	Yes
Northeast Mississippi Community College	195	14 (14)	14:1	Yes
Northwest Mississippi Community College	279	24 (20.8)	12:1	Yes
Pearl River Community College	195	23 (22)	8:1	Yes
Southwest Mississippi Community College	135	13 (13)	10:1	Yes
Baccalaureate Degree				
Alcorn State University	61	8 (6.0)	8:1	Yes
Belhaven University	46	7 (7.0)	7:1	Yes
Delta State University	160	13 (11.24)	12:1	Yes
Mississippi College	156	20 (17.65)	8:1	Yes
Mississippi University for Women	461	40 (24.65)	12:1	Yes
University of Mississippi Medical Center	416	46 (40.04)	9:1	Yes
University of Southern Mississippi	412	42 (27.78)	10:1	Yes
William Carey University	157	23 (15.75)	7:1	Yes
Graduate Degree¹				
Alcorn State University	28	6 (4.0)	5:1	Yes
Delta State University	52	24 (10.9)	2:1	Yes
Mississippi University for Women	48	8 (7.5)	6:1	Yes
University of Mississippi Medical Center	386	47 (23.40)	8:1	Yes
University of Southern Mississippi	176	31 (13.31)	6:1	Yes
William Carey University	79	15 (6.25)	5:1	Yes
TOTAL	5743	671 (524.11)		

*Total Faculty Number may include duplicated numbers due to faculty teaching across degree levels.

** Student/Faculty Clinical Ratio based on verification in the annual report submitted by Deans and Directors of Schools of Nursing

¹Graduate Degree Student Enrollment data for Masters of Science in Nursing (MSN) and Doctor of Nursing Practice (DNP) programs

Faculty Vacancies and Preparation by Institution Fall 2015

Institution	Program Vacancy				Faculty Preparation				Total Faculty FTE
	ADN	BSN	MSN	DNP/PhD	BSN ¹	MSN	Doctorate	Other ²	
Alcorn State University	2					7.25	7.0		14.25
Belhaven University						6	1		7
Coahoma Community College						3.5	1.5		5
Copiah-Lincoln Community College						11			11
Delta State University		1				10.3	11.84		22.14
East Central Community College					.25	5.25	3.5		9
East Mississippi Community College						5	2		7
Hinds Community College	6					36.8	6.7		43.5
Holmes Community College					1	25.4	1		27.4
Itawamba Community College						13.30	4		17.30
Jones County Junior College						13.25	2		15.25
Meridian Community College					1	31	5		37
Mississippi College		1				12.35	5.3		17.65
Mississippi Delta Community College						10	1		11
Mississippi Gulf Coast Community College						35.72	4.42		40.14
Mississippi University for Women						25.30	17.85		43.15
Northeast Mississippi Community College						14			14
Northwest Mississippi Community College						20.80			20.80
Pearl River Community College						19	3		22
Southwest Mississippi Community College						13			13
University of Mississippi Medical Center						25.96	32.98	4.50	63.44
University of Southern Mississippi		3	1			15.00	25.79	0.3	41.09
William Carey University		1				11.75	18.35		30.10
Total Fall 2015	8	6	1		2.25	370.93	154.23	4.8	532.21

Faculty preparation includes fulltime, part-time and adjunct.

¹BSN Faculty – approved faculty exception currently pursuing a master’s degree in nursing, with completion in 3 years

²Other (Non-Nurse Faculty) –Medical Doctor, PhD Biochemistry, PhD Biostatistics, PhD Clinical Health Sciences, PhD Counseling Psychology, PhD Epidemiology, PhD Exercise Physiology, PhD Geological Engineering & PhD Instructional Systems and Workforce Development

Degree Completion Rates by Degree Level

STANDARD VI: Outcomes 2. b. Degree Completion Rates: *Expected levels of achievement for program completion are determined by the faculty, reflect program demographics, academic progression, program history, best practices, and will be within 150 percent of the stated program length over a three-year period.*

College/University Nursing Program	Academic Year			ELA*	3-Year Rate
	2012/2013	2013/2014	2014/2015		
Associate Degree					
Alcorn State University	73.00%	73.00%	80.56%	70%	75.19%
Coahoma Community College	57.00%	50.00%	64.00%	55%	57.14%
Copiah-Lincoln Community College	66.67%	70.00%	63.08%	55%	70.10%
East Central Community College	57.14%	55.84%	66.25%	60%	60.00%
East Mississippi Community College	90.00%	80.00%	82.76%	60%	87.67%
Hinds Community College	74.36%	72.70%	90.53%	60%	78.93%
Holmes Community College	76.00%	68.00%	60.00%	60%	70.60%
Itawamba Community College	70.60%	72.58%	60.00%	60%	66.75%
Jones County Junior College	87.00%	81.00%	85.14%	60%	84.49%
Meridian Community College ¹	62.30%	53.00%	60.15%	66.67%	58.48%
Mississippi Delta Community College	61.00%	68.00%	64.86%	60%	64.47%
Mississippi Gulf Coast Community College	67.30%	68.00%	60.37%	60%	65.86%
Mississippi University for Women	64.70%	63.60%	63.93%	60%	62.50%
Northeast Mississippi Community College	78.60%	80.00%	76.74%	60%	78.57%
Northwest Mississippi Community College	79.05%	82.00%	80.38%	65%	80.69%
Pearl River Community College	76.00%	76.00%	87.74%	60%	79.65%
Southwest Mississippi Community College	70.00%	72.00%	82.95%	60%	74.42%
Baccalaureate					
Alcorn State University	78.40%	76.92%	80.00%	70%	78.61%
Belhaven University ²	N/A	N/A	N/A	80%	N/A
Delta State University ³	90.00%	89.47%	85.37%	76.66%	88.28%
Mississippi College	86.00%	86.00%	88.89%	70%	88.38%
Mississippi University for Women	94.15%	88.78%	91.28%	75%	91.45%
University of Mississippi Medical Center	95.30%	97.71%	96.86%	85%	96.91%
University of Southern Mississippi	99.00%	98.00%	98.81%	75%	98.55%
William Carey University ⁴	72.00%	92.00%	74.39%	66.66%	79.46%
Masters					
Alcorn State University ⁵	94.00%	100%	80.95%	73.33%	91.65%
Delta State University ³	100%	92.30%	100%	76.66%	97.43%
Mississippi University for Women	97.60%	100%	93.18%	90%	96.75%
University of Mississippi Medical Center	89.20%	89.02%	95.87%	85%	92.09%
University of Southern Mississippi	90.00%	98.00%	94.29%	80%	93.83%
William Carey University	93.90%	93.00%	94.12%	90%	93.48%
Doctor of Nursing Practice**					
Delta State University	N/A	N/A	100%	70%	N/A
Mississippi University for Women	N/A	N/A	100%	90%	N/A
University of Mississippi Medical Center	N/A	N/A	100%	85%	N/A
University of Southern Mississippi	N/A	N/A	100%	75%	N/A

*ELA – Expected levels of achievement

**Doctor of Nursing Practice – new compliance requirement 2014/2015

¹MCC – ADN average ELA for three-year period (ELA 70% for 2012/13 & 2013/14; 60% for 2014/15)

²Belhaven University – new BSN program August 2014 with first graduating class May 2016

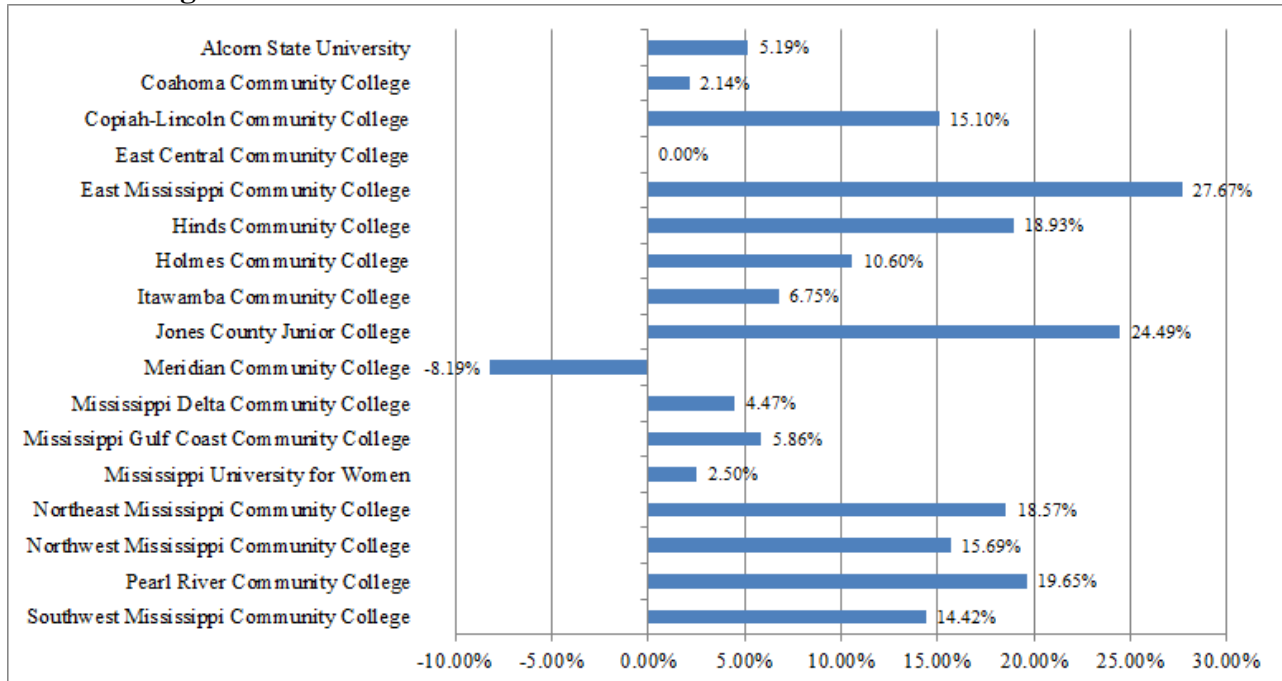
³DSU – BSN & MSN average ELA for three-year period (ELA 80% for 2012/13 & 2013/14; 70% for 2014/15)

⁴WCU – BSN average ELA for three-year period (ELA 60% for 2012/13; 70% for 2013/14 & 2014/15)

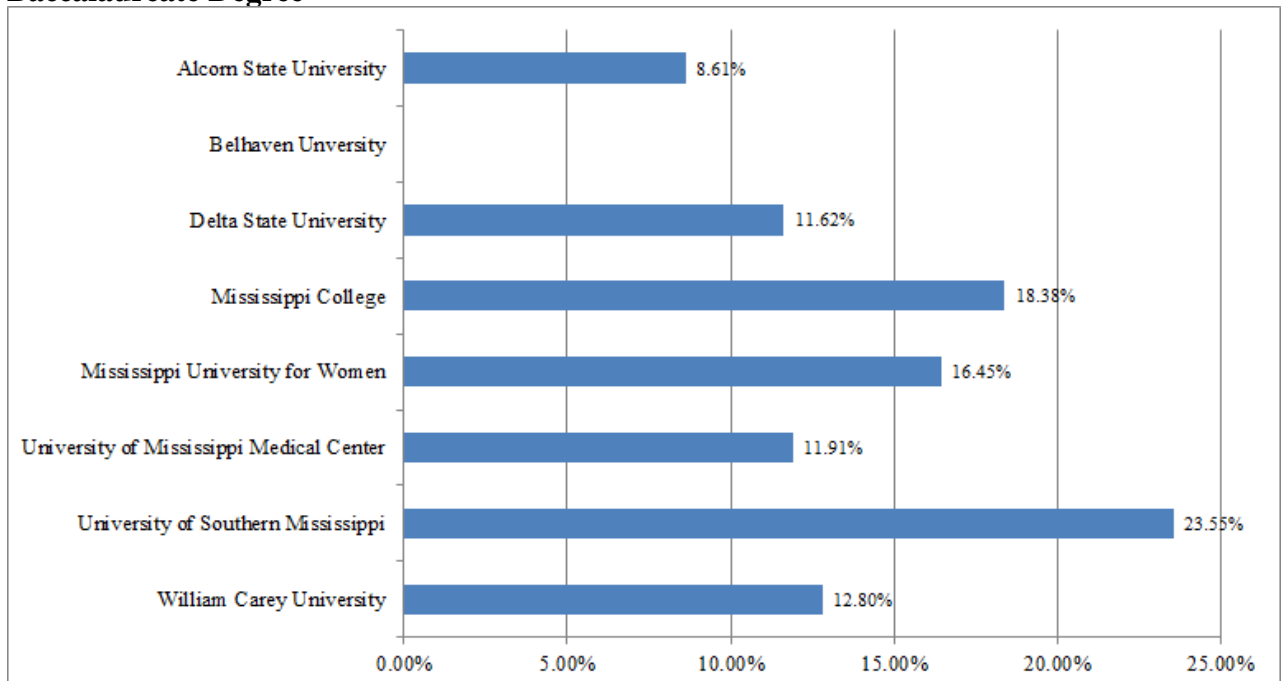
⁵ASU – MSN average ELA for three-year period (ELA 80% 2012/13; 70% for 2013/14 & 2014/15)

Degree Completion Rates Above or Below Expected Levels of Achievement (ELA)

Associate Degree



Baccalaureate Degree

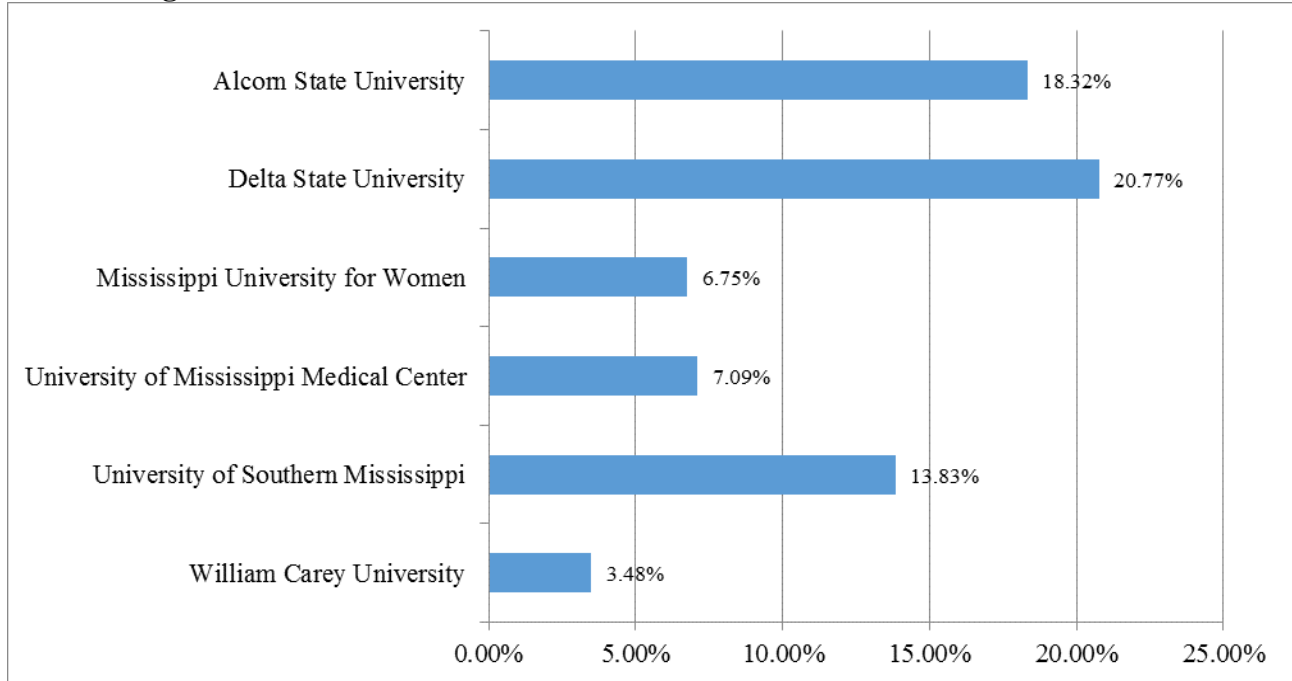


Belhaven University – new program August 2014 with first graduating class May 2016

Note: Zero (0.0%) or positive values indicate three-year completion rates meet or exceed Expected Levels of Achievement (ELA) rates. Negative values indicate completion rates fell below ELA rates.

Degree Completion Rates Above or Below Expected Levels of Achievement (ELA)

Masters Degree



Note: Zero (0.0%) or positive values indicate three-year completion rates meet or exceed Expected Levels of Achievement (ELA) rates. Negative values indicate completion rates fell below ELA rates.

Nurse Practitioner Certification Rates Calendar Years 2012-2014

STANDARD VI: Outcomes 2. c. Certification Pass Rates: *Annual nurse practitioner certification exam pass rates for all test takers (1st and repeat) will be at 80% or above over a three-year period.*

College/University Nursing Program	2012	2013	2014	3-Year Rate
Alcorn State University	100%	87.00%	100%	95.16%
Delta State University	100%	100%	100%	100%
Mississippi University for Women	100%	92.00%	100%	97.37%
University of Mississippi Medical Center	95.00%	100%	100%	98.43%
University of Southern Mississippi	100%	88.00%	88.71%	93.10%

National Accreditation Status and Site Visit Schedule

III. STANDARDS FOR ACCREDITATION. *All Nursing Education Programs must be accredited by a national nursing education accrediting body.*

Nursing Program	Accreditation Status		Date of Next Accreditation Visit
	ACEN*	CCNE**	
Associate Degree			
Alcorn State University	Continuing Accreditation With Warning		Fall 2017 (Report & Visit)
Coahoma Community College	Initial Accreditation		Fall 2019
Copiah-Lincoln Community College	Continuing Accreditation		Spring 2018
East Central Community College	Continuing Accreditation		Fall 2018
East Mississippi Community College	Initial Accreditation		Fall 2016
Hinds Community College	Continuing Accreditation		Fall 2018
Holmes Community College	Continuing Accreditation		Spring 2019
Itawamba Community College	Continuing Accreditation		Spring 2020
Jones County Junior College	Continuing Accreditation		Fall 2018
Meridian Community College	Continuing Accreditation		Spring 2018
Mississippi Delta Community College	Continuing Accreditation		Spring 2021
Mississippi Gulf Coast Community College	Continuing Accreditation		Spring 2019
Mississippi University for Women	Continuing Accreditation		Fall 2021
Northeast Mississippi Community College	Continuing Accreditation		Spring 2023
Northwest Mississippi Community College	Continuing Accreditation		Fall 2018
Pearl River Community College	Continuing Accreditation		Spring 2019
Southwest Mississippi Community College	Continuing Accreditation		Spring 2020
Baccalaureate/Higher Degree			
Alcorn State University	Continuing Accreditation (BSN) Continuing Accreditation (MSN)		Fall 2023 BSN Fall 2020 MSN
Belhaven University		Initial Site Visit	Spring 2016
Delta State University		Continuing Accreditation Initial Accreditation	Fall 2020 BSN/MSN Spring 2020 DNP/ Post-Graduate APRN
Mississippi College		Continuing Accreditation	Spring 2022 BSN
Mississippi University for Women		Continuing Accreditation Initial Site Visit	Spring 2020 BSN/MSN Fall 2015 – DNP
University of Mississippi Medical Center		Continuing Accreditation Initial Accreditation	Spring 2022 BSN/MSN Spring 2017 DNP
University of Southern Mississippi ¹		Continuing Accreditation Initial Accreditation	Spring 2022 BSN/MSN Spring 2017 DNP & NAP
William Carey University		Continuing Accreditation	Spring 2022 BSN/MSN
Mississippi Education Consortium for Specialized Advanced Practice Nursing (ASU, DSU, MUW, UMMC & USM)		Initial Accreditation Gerontological NP & Psych/Mental Health NP	Spring 2016

*ACEN – Accreditation Commission for Education in Nursing

**CCNE – Commission on Collegiate Nursing Education

¹USM – Spring 2012 Initial Accreditation by the Council on Accreditation (COA) of Nurse Anesthesia Educational Programs