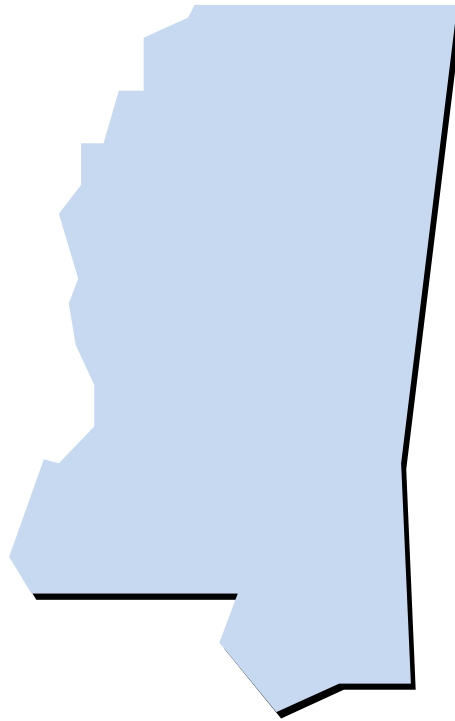


ANNUAL REPORT FOR MISSISSIPPI NURSING  
DEGREE PROGRAMS

*Nursing Education in*  
**MISSISSIPPI**



Janette S. McCrory, DNP, RN  
Director of Nursing Education

May 17, 2012

Office of Academic and Student Affairs  
Mississippi Institutions of Higher Learning

## TABLE OF CONTENTS

---

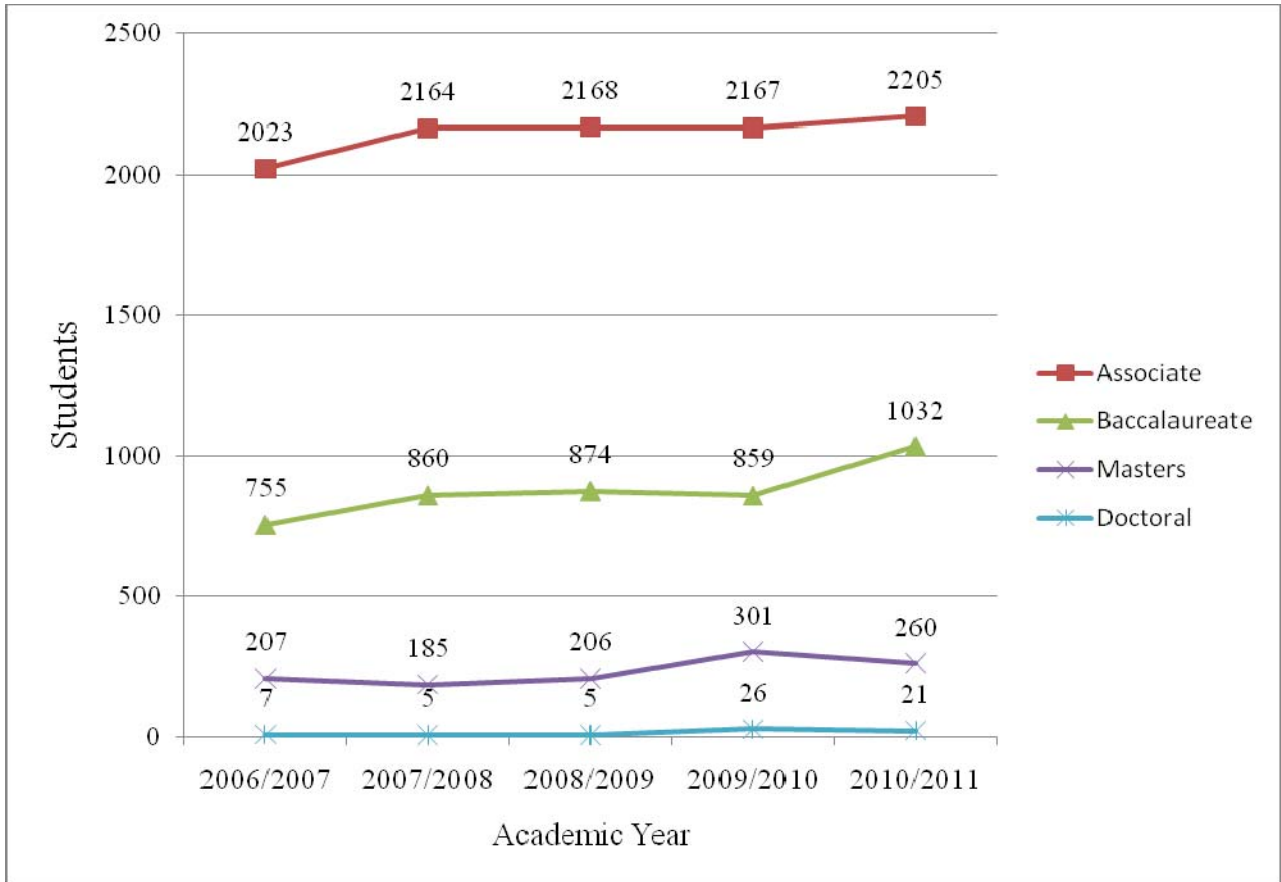
Admissions by Academic Year	Page 3
Enrollment by Fall Term	Page 5
Graduate Program Enrollment by Clinical Practice Role	Page 7
Graduates by Academic Year	Page 8
Associate and Baccalaureate Graduates	Page 10
Masters and Doctoral Graduates	Page 11
NCLEX-RN® Pass Rates	Page 12
Student/Faculty Ratios	Page 13
Faculty Vacancies and Preparation by Institution	Page 14
Degree Completion Rates by Degree Level	Page 15
Nurse Practitioner Certification Rates	Page 17
National Accreditation Status and Schedule	Page 18

## Admissions by Academic Year

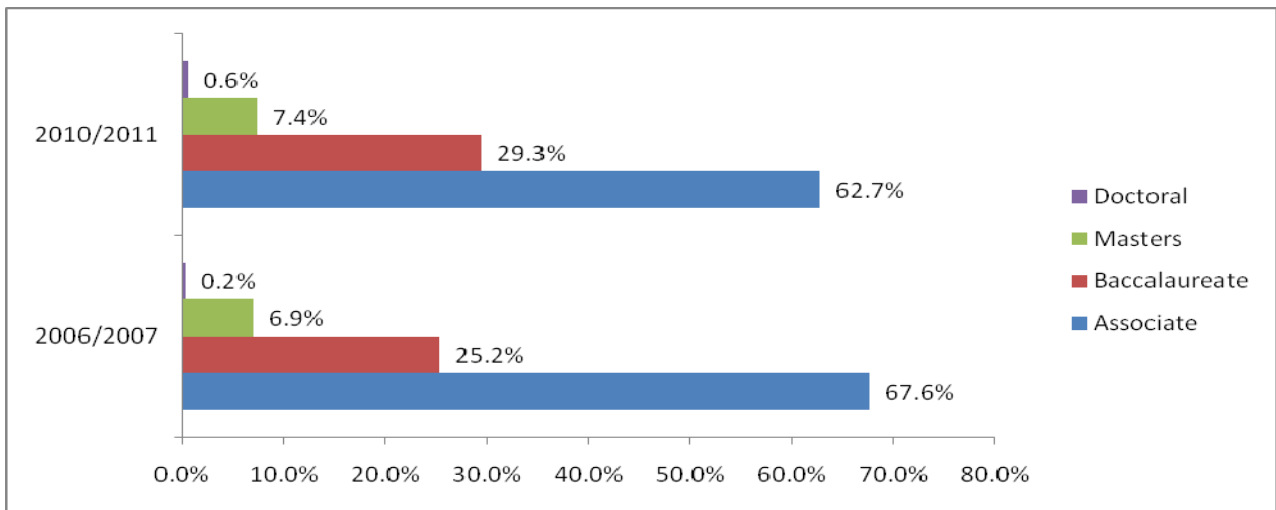
College/University Nursing Program	2006/2007	2007/2008	2008/2009	2009/2010	2010/2011	5-Year Change
<b>Associate</b>						
Alcorn State University	43	52	51	78	49	14.0%
Coahoma Community College	3	30	25	18	44	1366.7%
Copiah-Lincoln Community College	48	48	58	51	56	16.7%
East Central Community College	62	76	102	80	84	35.5%
East Mississippi Community College*	N/A	N/A	N/A	31	30	N/A
Hinds Community College	315	273	300	306	265	-15.9%
Holmes Community College	215	204	178	170	161	-25.1%
Itawamba Community College	151	157	163	150	162	7.3%
Jones County Junior College	110	100	111	106	98	-10.9%
Meridian Community College	195	225	239	210	249	27.7%
Mississippi Delta Community College	76	80	86	96	93	22.4%
Miss. Gulf Coast Community College	241	271	269	265	244	1.2%
Mississippi University for Women	65	65	68	61	81	24.6%
Northeast Miss. Community College	179	165	140	120	155	-13.4%
Northwest Miss. Community College	60	142	156	154	151	151.7%
Pearl River Community College	141	140	151	142	149	5.7%
Southwest Miss. Community College	119	136	71	129	134	12.6%
<b>Subtotal</b>	<b>2023</b>	<b>2164</b>	<b>2168</b>	<b>2167</b>	<b>2205</b>	<b>9.0%</b>
<b>Baccalaureate</b>						
Alcorn State University	71	96	33	66	136	91.5%
Delta State University	67	46	46	73	50	-25.4%
Mississippi College	68	74	99	79	93	36.8%
Mississippi University for Women	98	98	154	156	244	149.0%
University of Miss. Medical Center	130	155	159	151	130	0.0%
University of Southern Mississippi	232	327	268	236	237	2.2%
William Carey University	89	64	115	98	142	59.6%
<b>Subtotal</b>	<b>755</b>	<b>860</b>	<b>874</b>	<b>859</b>	<b>1032</b>	<b>36.7%</b>
<b>Masters</b>						
Alcorn State University	25	31	37	22	26	4.0%
Delta State University	43	19	19	35	20	-53.5%
Mississippi University for Women	37	41	45	50	48	29.7%
University of Miss. Medical Center	42	43	49	74	83	97.6%
University of Southern Mississippi	39	36	22	82	51	30.8%
William Carey University	21	15	34	38	32	52.4%
<b>Subtotal</b>	<b>207</b>	<b>185</b>	<b>206</b>	<b>301</b>	<b>260</b>	<b>25.6%</b>
<b>Doctoral</b>						
University of Miss. Medical Center	7	1	1	11	12	71.4%
University of Southern Mississippi	0	4	4	15	9	N/A
<b>Subtotal</b>	<b>7</b>	<b>5</b>	<b>5</b>	<b>26</b>	<b>21</b>	<b>200.0%</b>
<b>TOTAL</b>	<b>2992</b>	<b>3214</b>	<b>3253</b>	<b>3353</b>	<b>3518</b>	<b>17.6%</b>

\*EMCC - new program January 2010 with first graduating class December 2011.

### Admissions by Academic Year



- The number of nursing admissions has increased at every academic level since AY2006-07.



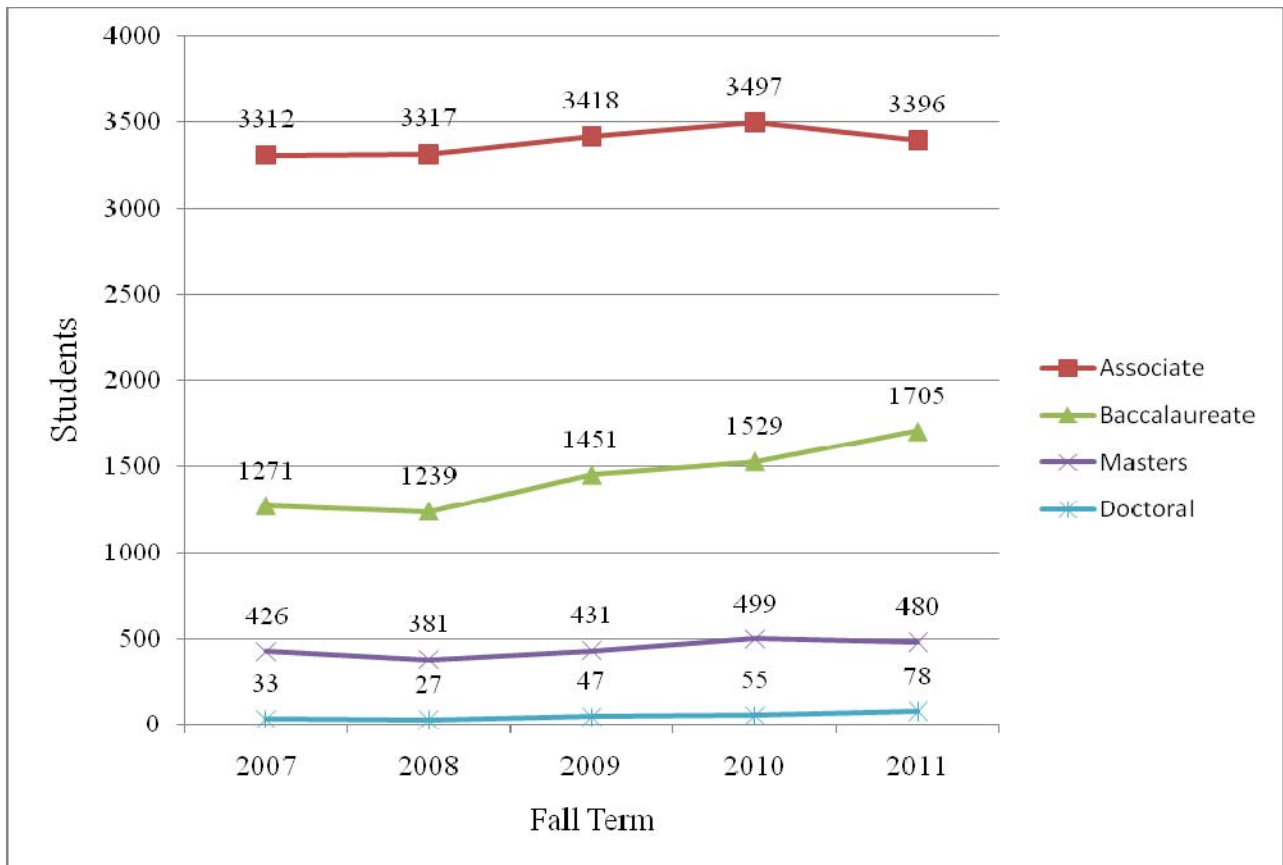
- Nursing admissions by academic level has changed slightly from AY2006-07 to AY2010-11. Higher percentages of admissions are at the baccalaureate and graduate levels.

## Enrollment by Fall Term

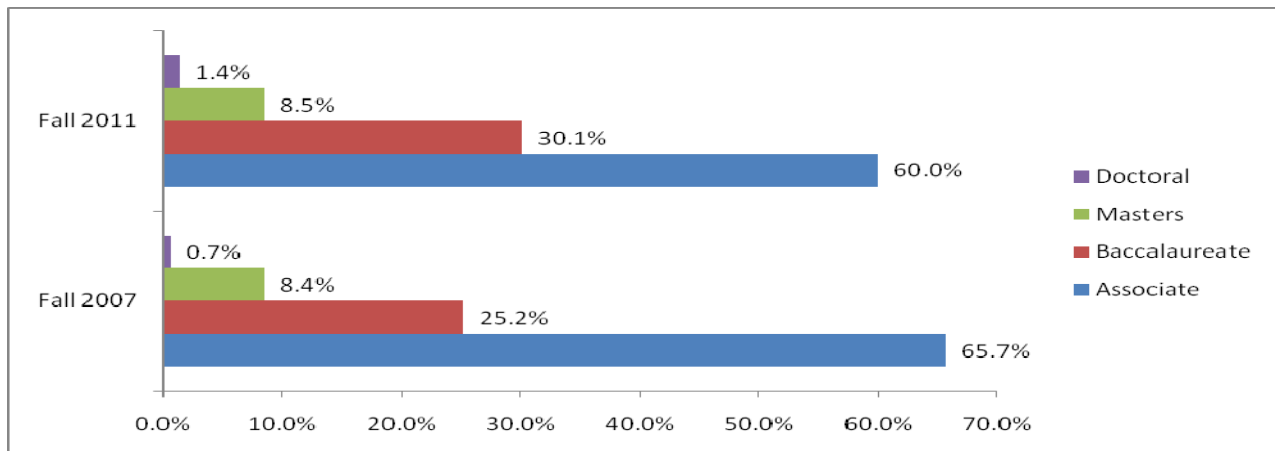
College/University Nursing Program	2007	2008	2009	2010	2011	5-Year Change
<b>Associate</b>						
Alcorn State University	98	83	111	85	100	2.0%
Coahoma Community College	25	27	23	46	36	44.0%
Copiah-Lincoln Community College	89	90	85	91	89	0.0%
East Central Community College	102	137	144	121	112	9.8%
East Mississippi Community College*	N/A	N/A	N/A	15	43	N/A
Hinds Community College	492	472	497	511	447	-9.1%
Holmes Community College	230	189	232	280	277	20.4%
Itawamba Community College	255	270	273	276	247	-3.1%
Jones County Junior College	170	156	160	148	146	-14.1%
Meridian Community College	350	390	393	396	404	15.4%
Mississippi Delta Community College	116	127	134	129	118	1.7%
Miss. Gulf Coast Community College	367	353	402	401	337	-8.2%
Mississippi University for Women	97	94	109	105	93	-4.1%
Northeast Miss. Community College	275	256	252	244	245	-10.9%
Northwest Miss. Community College	225	233	208	223	261	16.0%
Pearl River Community College	205	221	221	241	258	25.9%
Southwest Miss. Community College	217	219	174	185	183	-15.7%
<b>Subtotal</b>	<b>3312</b>	<b>3317</b>	<b>3418</b>	<b>3497</b>	<b>3396</b>	<b>2.5%</b>
<b>Baccalaureate</b>						
Alcorn State University	98	84	84	106	127	29.6%
Delta State University	96	76	105	115	127	32.3%
Mississippi College	143	130	145	154	152	6.3%
Mississippi University for Women	156	166	204	301	384	146.2%
University of Miss. Medical Center	270	274	271	241	239	-11.5%
University of Southern Mississippi	383	411	427	417	450	17.5%
William Carey University	125	98	215	195	226	80.8%
<b>Subtotal</b>	<b>1271</b>	<b>1239</b>	<b>1451</b>	<b>1529</b>	<b>1705</b>	<b>34.1%</b>
<b>Masters</b>						
Alcorn State University	53	45	65	70	61	15.1%
Delta State University	83	62	58	78	47	-43.4%
Mississippi University for Women	42	41	48	49	44	4.8%
University of Miss. Medical Center	121	133	129	143	170	40.5%
University of Southern Mississippi	95	78	85	122	112	17.9%
William Carey University	32	22	46	37	46	43.8%
<b>Subtotal</b>	<b>426</b>	<b>381</b>	<b>431</b>	<b>499</b>	<b>480</b>	<b>12.7%</b>
<b>Doctoral</b>						
University of Miss. Medical Center	17	13	21	27	33	94.1%
University of Southern Mississippi	16	14	26	28	45	181.3%
<b>Subtotal</b>	<b>33</b>	<b>27</b>	<b>47</b>	<b>55</b>	<b>78</b>	<b>136.4%</b>
<b>TOTAL</b>	<b>5042</b>	<b>4964</b>	<b>5347</b>	<b>5580</b>	<b>5659</b>	<b>12.2%</b>

\*EMCC - new program January 2010 with first graduating class December 2011.

## Enrollment by Fall Term



- Nursing enrollment has increased by 12.2 percent from Fall 2007 to Fall 2011. Most of this increase has been in the Baccalaureate (34.1%), Masters (12.7%), and Doctoral (136.4%) programs. Enrollment in Associate programs has remained relatively stable with a 2.5 percent increase.



- Nursing enrollment by academic level has changed slightly from Fall 2007 to Fall 2011. Higher percentages of students are enrolling at the baccalaureate and graduate levels.

**Graduate Program Enrollment by Clinical Practice Role  
Fall 2011**

Institution	Doctoral Enrollment			Masters Enrollment		Total Graduate Enrollment
	DNP*	PhD	Other**	Role		
Alcorn State University				Education	15	<b>61</b>
				Family NP	45	
				Post-Masters Family NP	1	
Delta State University				Family NP	40	<b>47</b>
				Post-Masters Family NP	4	
				Geriatric NP	1	
				Post-Masters Family Psych MH NP	2	
Mississippi University for Women				Family NP	41	<b>44</b>
				Post-Masters Family NP	2	
				Geriatric NP	1	
University of Mississippi Medical Center	16	14	3	Education	31	<b>203</b>
				Administration	23	
				Family NP	68	
				Post-Masters Family NP	1	
				Geriatric NP	3	
				Adult Psych MH NP	7	
				Post-Masters Adult Psych MH NP	2	
				Adult Acute Care NP	14	
				Post Masters Adult Acute Care NP	2	
				Other**	19	
University of Southern Mississippi	28	17		Administration	12	<b>157</b>
				Family NP	80	
				Post-Masters Family NP	5	
				Geriatric NP	6	
				Post-Masters Geriatric NP	2	
				Adult Psych MH NP	6	
				Post-Masters Adult Psych MH NP	1	
William Carey University				Education	46	<b>46</b>
<b>Total Graduate Enrollment Fall 2011</b>	<b>44</b>	<b>31</b>	<b>3</b>		<b>480</b>	<b>558</b>
<b>Total Graduate Enrollment Fall 2010</b>	<b>28</b>	<b>27</b>			<b>499</b>	<b>554</b>
<b>Total Graduate Enrollment Fall 2009</b>	<b>18</b>	<b>29</b>			<b>431</b>	<b>478</b>

\*DNP (Doctor of Nursing Practice) - new program Fall 2009.

\*\* Other – students with special circumstances or non-degree seeking.

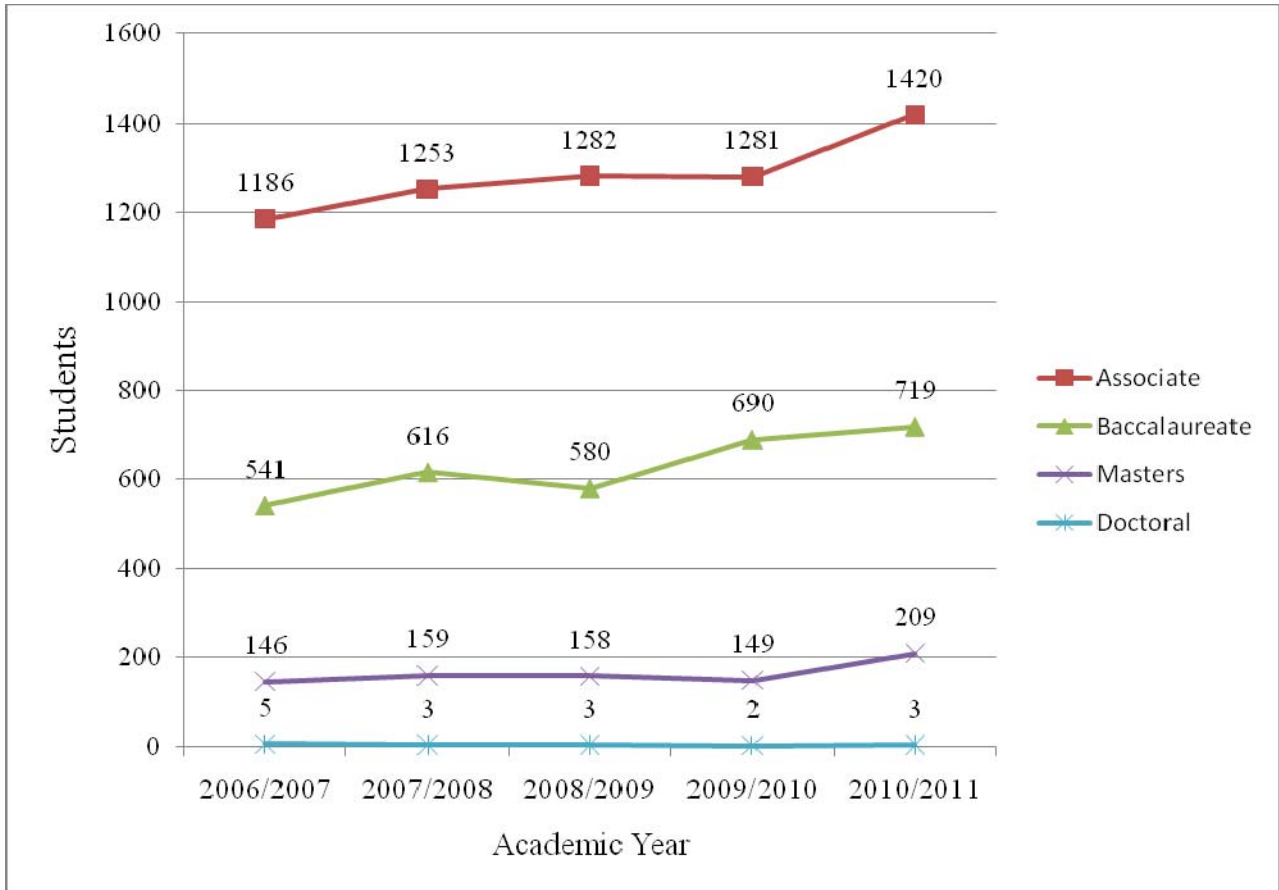
## Graduates by Academic Year

College/University Nursing Program	2006/2007	2007/2008	2008/2009	2009/2010	2010/2011	5-Year Change
<b>Associate</b>						
Alcorn State University	46	40	26	32	31	-32.6%
Coahoma Community College	9	7	14	16	20	122.2%
Copiah-Lincoln Community College	35	35	35	24	30	-14.3%
East Central Community College	42	42	42	56	53	26.2%
East Mississippi Community College*	N/A	N/A	N/A	N/A	N/A	N/A
Hinds Community College	169	228	216	179	200	18.3%
Holmes Community College	96	82	79	85	99	3.1%
Itawamba Community College	80	83	109	98	105	31.3%
Jones County Junior College	59	76	55	60	57	-3.4%
Meridian Community College	138	139	167	179	201	45.7%
Mississippi Delta Community College	41	42	47	58	54	31.7%
Miss. Gulf Coast Community College	118	120	108	116	176	49.2%
Mississippi University for Women	45	39	33	52	54	20.0%
Northeast Miss. Community College	89	86	94	106	77	-13.5%
Northwest Miss. Community College	75	99	94	82	89	18.7%
Pearl River Community College	77	70	96	69	97	26.0%
Southwest Miss. Community College	67	65	67	69	77	14.9%
<b>Subtotal</b>	<b>1186</b>	<b>1253</b>	<b>1282</b>	<b>1281</b>	<b>1420</b>	<b>19.7%</b>
<b>Baccalaureate</b>						
Alcorn State University	38	54	54	32	41	7.9%
Delta State University	32	53	38	19	42	31.3%
Mississippi College	56	68	59	92	64	14.3%
Mississippi University for Women	77	89	86	93	161	109.1%
University of Miss. Medical Center	103	127	135	158	121	17.5%
University of Southern Mississippi	151	168	168	224	208	37.7%
William Carey University	84	57	40	72	82	-2.4%
<b>Subtotal</b>	<b>541</b>	<b>616</b>	<b>580</b>	<b>690</b>	<b>719</b>	<b>32.9%</b>
<b>Masters</b>						
Alcorn State University	10	18	14	9	17	70.0%
Delta State University	15	29	33	10	33	120.0%
Mississippi University for Women	32	32	38	44	47	46.9%
University of Miss. Medical Center	41	41	36	41	46	12.2%
University of Southern Mississippi	34	29	26	38	48	41.2%
William Carey University	14	10	11	7	18	28.6%
<b>Subtotal</b>	<b>146</b>	<b>159</b>	<b>158</b>	<b>149</b>	<b>209</b>	<b>43.2%</b>
<b>Doctoral</b>						
University of Miss. Medical Center	1	0	1	1	1	0.0%
University of Southern Mississippi	4	3	2	1	2	-50.0%
<b>Subtotal</b>	<b>5</b>	<b>3</b>	<b>3</b>	<b>2</b>	<b>3</b>	<b>-40.0%</b>
<b>TOTAL</b>	<b>1878</b>	<b>2031</b>	<b>2023</b>	<b>2122</b>	<b>2351</b>	<b>25.2%</b>

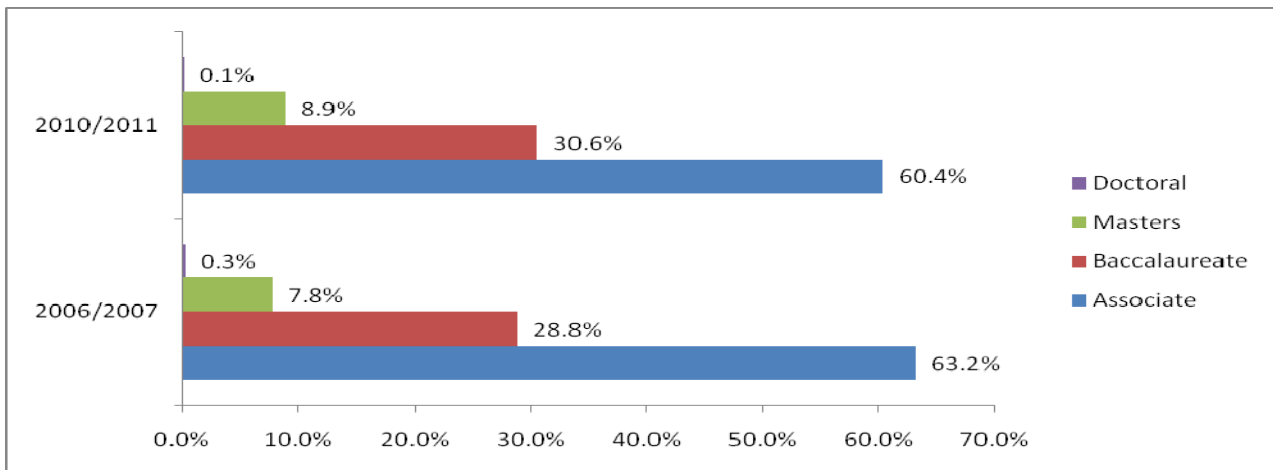
\*EMCC - new program January 2010 with first graduating class December 2011.



## Graduates by Academic Year



- Nursing graduates have increased by 25.2 percent from AY2006-07 to AY2010-11. Most of this increase has been in the baccalaureate (32.9%) and masters (43.2%) programs.



- Nursing graduates by academic level has changed slightly from AY2006-07 to AY2010-11. Higher percentages of students are enrolling at the baccalaureate and graduate levels.

**Associate and Baccalaureate Graduates  
Academic Year 2010-2011**

<b>Institution/Degree</b>	<b>Generic Graduates**</b>	<b>LPN to RN Graduates</b>	<b>Other RN Graduates***</b>	<b>RN to BSN Graduates</b>	<b>Total Graduates</b>
<b>Associate Degree</b>					
Alcorn State University	21	10			31
Coahoma Community College	7	13			20
Copiah-Lincoln Community College	30				30
East Central Community College	43	10			53
East Mississippi Community College*	N/A	N/A			N/A
Hinds Community College	131	63	6		200
Holmes Community College	83	16			99
Itawamba Community College	92	13			105
Jones County Junior College	57				57
Meridian Community College	176	25			201
Mississippi Delta Community College	39	15			54
Mississippi Gulf Coast Community College	147	29			176
Mississippi University Women	27	27			54
Northeast Mississippi Community College	76	1			77
Northwest Mississippi Community College	85	4			89
Pearl River Community College	93	4			97
Southwest Mississippi Community College	65	12			77
<b>Subtotal</b>	<b>1172</b>	<b>242</b>	<b>6</b>		<b>1420</b>
<b>Baccalaureate Degree</b>					
Alcorn State University	15			26	41
Delta State University	27			15	42
Mississippi College	58			6	64
Mississippi University for Women	54			107	161
University of Mississippi Medical Center	101		20		121
University of Southern Mississippi	143			65	208
William Carey University	62			20	82
<b>Subtotal</b>	<b>460</b>		<b>20</b>	<b>239</b>	<b>719</b>
<b>TOTAL</b>	<b>1632</b>	<b>242</b>	<b>26</b>	<b>239</b>	<b>2139</b>

\*EMCC – new program January 2010 with first graduating class December 2011.

\*\*Generic - Traditional track, pre-licensure students.

\*\*\*Other RN Graduates – Emergency Medical Technologist, Respiratory Therapist, Accelerated 2<sup>nd</sup> Degree Programs.

**Masters and Doctoral Graduates  
Academic Year 2010-2011**

Institution	Doctoral Graduates		Masters Graduates		Total Graduates
	DNP*	PhD	Role		
Alcorn State University			Education Family NP Post-Masters Family NP	6 10 1	<b>17</b>
Delta State University			Administration Education Family NP Post-Masters Family NP	9 3 18 3	<b>33</b>
Mississippi University for Women			Family NP Post-Masters Family NP Adult Psych MH NP Post-Masters Adult Psych MH NP	41 4 1 1	<b>47</b>
University of Mississippi Medical Center		1	Administration Education Family NP Adult Acute Care NP Post-Masters Geri NP Post-Masters Adult Psych MH NP Family Psych/MH NP	9 8 20 5 1 1 2	<b>47</b>
University of Southern Mississippi		2	Administration Family NP Post-Masters Family NP Post-Masters Geri NP Post-Masters Adult Psych MH NP	9 32 3 3 1	<b>50</b>
William Carey University			Education Post-Masters Education	17 1	<b>18</b>
<b>Total Graduates AY 2010/2011</b>	0	3		<b>209</b>	<b>212</b>
<b>Total Graduates AY 2009/2010</b>	0	2		<b>149</b>	<b>151</b>
<b>Total Graduates AY 2008/2009</b>	N/A	3		<b>158</b>	<b>161</b>

\*DNP (Doctor of Nursing Practice) - new program Fall 2009

**NCLEX-RN® Pass Rates for  
Mississippi Undergraduate Nursing Programs  
Calendar Years 2009-2011**

(Source: MS Board of Nursing/National Council of State Boards of Nursing)

**STANDARD VI: Outcomes. 2. a. NCLEX Pass Rates: Annual NCLEX pass rates for all test takers (1<sup>st</sup> and repeat) will be at 80% or above over a three year period.**

Nursing Programs	2009	2010	2011	3 Year Mean
<b>Associate Degree</b>				
Alcorn State University	96.15%	96.96%	88.88%	<b>94.00%</b>
Coahoma Community College	100%	62.50%	90.00%	<b>84.17%</b>
Copiah-Lincoln Community College	94.12%	100%	96.66%	<b>96.93%</b>
East Central Community College	97.62%	94.54%	94.33%	<b>95.50%</b>
East Mississippi Community College*	N/A	NA	N/A	<b>N/A</b>
Hinds Community College	97.61%	94.38%	93.81%	<b>95.27%</b>
Holmes Community College	94.94%	98.83%	98.36%	<b>97.38%</b>
Itawamba Community College	87.96%	88.34%	90.00%	<b>88.77%</b>
Jones County Junior College	96.30%	98.33%	96.42%	<b>97.02%</b>
Meridian Community College	94.16%	97.94%	96.85%	<b>96.32%</b>
Mississippi Delta Community College	100%	96.55%	100%	<b>98.85%</b>
Mississippi Gulf Coast Community College	97.17%	97.90%	94.73%	<b>96.60%</b>
Mississippi University for Women	100%	98.07%	94.44%	<b>97.50%</b>
Northeast Mississippi Community College	98.94%	99.02%	98.71%	<b>98.89%</b>
Northwest Mississippi Community College	98.94%	98.76%	98.95%	<b>98.88%</b>
Pearl River Community College	96.39%	98.61%	96.84%	<b>97.28%</b>
Southwest Mississippi Community College	98.28%	97.10%	94.80%	<b>96.73%</b>
<b>Associate Degree Pass Rate</b>	<b>96.79%</b>	<b>96.25%</b>	<b>95.24%</b>	<b>96.09%</b>
<b>Baccalaureate Degree</b>				
Alcorn State University	88.46%	100%	93.33%	<b>93.93%</b>
Delta State University**	96.55%	N/A	100%	
Mississippi College	96.08%	100%	98.28%	<b>98.12%</b>
Mississippi University for Women	100%	92.68%	100%	<b>97.56%</b>
University of Mississippi Medical Center	99.10%	92.62%	98.33%	<b>96.68%</b>
University of Southern Mississippi	98.45%	93.08%	97.87%	<b>96.47%</b>
William Carey University	100%	89.79%	91.93%	<b>93.91%</b>
<b>Bachelor Degree Pass Rate</b>	<b>96.95%</b>	<b>93.59%</b>	<b>97.11%</b>	<b>95.88%</b>
<b>ADN and BSN Pass Rate Combined</b>	<b>96.87%</b>	<b>95.57%</b>	<b>96.18%</b>	<b>96.21%</b>
<b>National Pass Rate (1<sup>st</sup> Write Only)</b>	<b>88.42%</b>	<b>87.41%</b>	<b>87.89%</b>	
<b>National Pass Rate (Repeat)</b>	<b>55.87%</b>	<b>54.95%</b>	<b>55.78%</b>	
<b>TOTAL Mississippi Graduates taking NCLEX-RN®</b>	<b>1653</b>	<b>1717</b>	<b>1903</b>	

\*EMCC – new program January 2010 with first graduating class December 2011.

\*\*DSU – due to change in admission date, there were no students eligible to take the NCLEX-RN® in 2010.

### Student/Faculty Ratios Fall 2011

**STANDARD IV. Curriculum.** *Undergraduate student-to-faculty ratios must be no more than 15 to 1 for total enrollment, 10 to 1 for clinical laboratory courses that require direct supervision, and 15 to 1 for those that do not require direct supervision.*

Nursing Program	Student Enrollment	Total Faculty FTE's	Student/Faculty Total Enrollment Ratio	Meets Student/Faculty Clinical Ratio*
<b><i>Associate Degree</i></b>				
Alcorn State University	100	7	14:1	Yes
Coahoma Community College	36	6	6:1	Yes
Copiah-Lincoln Community College	89	10	9:1	Yes
East Central Community College	112	10	11:1	Yes
East Mississippi Community College	43	5	9:1	Yes
Hinds Community College	447	48.9	9:1	Yes
Holmes Community College	277	29.5	9:1	Yes
Itawamba Community College	247	22	11:1	Yes
Jones County Junior College	146	16.4	9:1	Yes
Meridian Community College	404	38	11:1	Yes
Mississippi Delta Community College	118	14	8:1	Yes
Mississippi Gulf Coast Community College	337	38	9:1	Yes
Mississippi University for Women	93	11	9:1	Yes
Northeast Mississippi Community College	245	19	13:1	Yes
Northwest Mississippi Community College	261	23	11:1	Yes
Pearl River Community College	258	28	9:1	Yes
Southwest Mississippi Community College	183	19	10:1	Yes
<b><i>Baccalaureate Degree</i></b>				
Alcorn State University	127	7	18:1	Yes
Delta State University	127	11.33	11:1	Yes
Mississippi College	152	19	8:1	Yes
Mississippi University for Women	384	31	12:1	Yes
University of Mississippi Medical Center	239	28.5	8:1	Yes
University of Southern Mississippi	450	40	11:1	Yes
William Carey University	226	16	14:1	Yes
<b>TOTAL</b>	<b>5101</b>	<b>497.63</b>	<b>10:1</b>	

\*Based on verification in the annual report submitted by Deans and Directors of Schools of Nursing.

### Faculty Vacancies and Preparation by Institution Fall 2011

Institution	Program Vacancy				Faculty Preparation				Total Faculty
	ADN	BSN	MSN	DNP/PhD	BSN*	MSN	Doctorate	Other	
Alcorn State University		1				11.85	5.5		17.35
Coahoma Community College						6			6
Copiah-Lincoln Community College						10			10
Delta State University						8	7.33		15.33
East Central Community College						9	1		10
East Mississippi Community College*						4	1		5
Hinds Community College	1					49	10		59
Holmes Community College	1				2	26.2	1		29.2
Itawamba Community College	2				1	18	3		22
Jones County Junior College						14.4	2		16.4
Meridian Community College						38	1		39
Mississippi College		1				13	6		19
Mississippi Delta Community College						14			14
Mississippi Gulf Coast Community College	3				2	34	2		38
Mississippi University for Women						39.33	9.66		48.99
Northeast Mississippi Community College	2				1	17	1		19
Northwest Mississippi Community College						26			26
Pearl River Community College						27	1		28
Southwest Mississippi Community College						19			19
University of Mississippi Medical Center						16.55	32.55	2	51.1
University of Southern Mississippi		2	2	2		34.84	14.98		49.82
William Carey University						12.53	5.47		18
<b>Total Fall 2011</b>	<b>9</b>	<b>4</b>	<b>2</b>	<b>2</b>	<b>6</b>	<b>447.7</b>	<b>104.49</b>	<b>2</b>	<b>560.19</b>

Faculty preparation includes fulltime, part-time, and adjunct.

\*BSN Faculty – approved faculty exception currently pursuing a master’s degree in nursing, with completion in 3 years.

## Degree Completion Rates by Degree Level

**STANDARD VI: Outcomes 2. b. Degree Completion Rates:** *Expected levels of achievement for program completion are determined by the faculty and reflect program demographics, academic progression, program history, and best practice.*

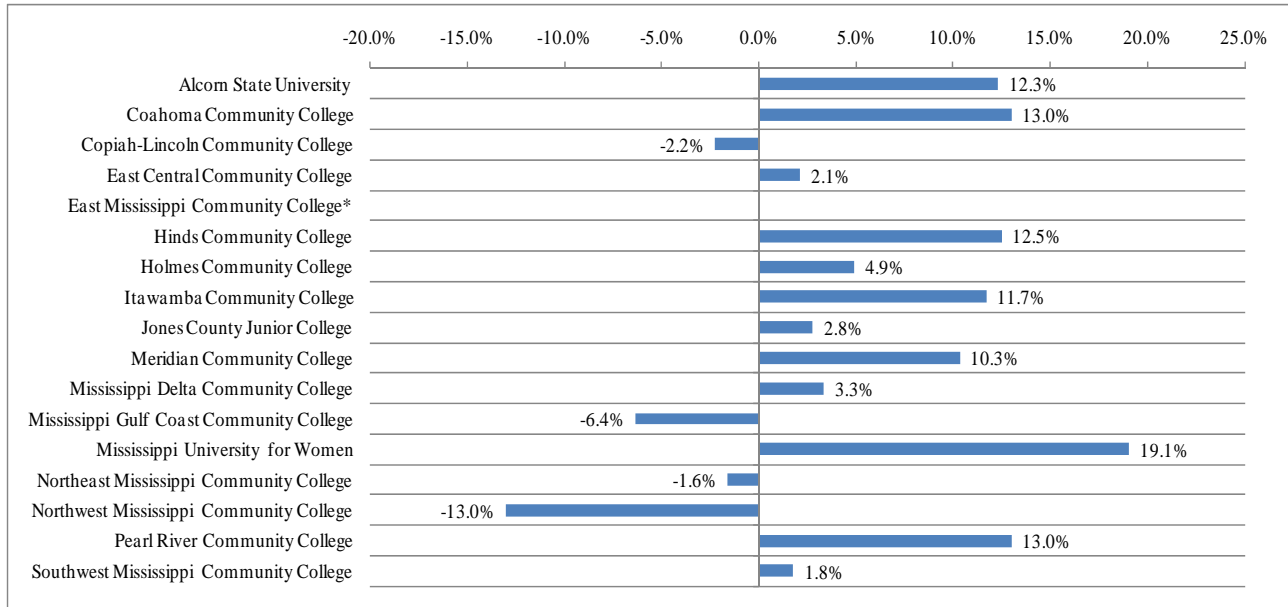
College/University Nursing Program	Academic Year				
	2008/ 2009	2009/ 2010	2010/ 2011	ELA *	3 Year Mean
<b><i>Associate Degree</i></b>					
Alcorn State University	86.00%	95.00%	96.00%	80%	<b>92.33%</b>
Coahoma Community College	67.00%	87.00%	65.00%	60%	<b>73.00%</b>
Copiah-Lincoln Community College	72.90%	41.38%	59.00%	60%	<b>57.76%</b>
East Central Community College	66.00%	60.29%	60.00%	60%	<b>62.10%</b>
East Mississippi Community College**	N/A	N/A	N/A	60%	<b>N/A</b>
Hinds Community College	75.90%	74.80%	66.78%	60%	<b>72.49%</b>
Holmes Community College	64.23%	64.00%	66.40%	60%	<b>64.88%</b>
Itawamba Community College	72.00%	72.60%	70.50%	60%	<b>71.70%</b>
Jones County Junior College	66.03%	62.00%	60.24%	60%	<b>62.76%</b>
Meridian Community College	78.00%	87.00%	76.00%	70%	<b>80.33%</b>
Mississippi Delta Community College	56.00%	67.00%	67.00%	60%	<b>63.33%</b>
Mississippi Gulf Coast Community College	45.41%	46.22%	69.33%	60%	<b>53.65%</b>
Mississippi University for Women	79.40%	80.00%	77.77%	60%	<b>79.06%</b>
Northeast Mississippi Community College	63.00%	70.24%	72.00%	70%	<b>68.41%</b>
Northwest Mississippi Community College	77.00%	53.00%	71.00%	80%	<b>67.00%</b>
Pearl River Community College	98.00%	57.00%	64.00%	60%	<b>73.00%</b>
Southwest Mississippi Community College	61.46%	62.25%	61.59%	60%	<b>61.77%</b>
<b><i>Baccalaureate Degree</i></b>					
Alcorn State University	96.77%	88.88%	95.00%	80%	<b>93.55%</b>
Delta State University	91.49%	81.00%	100%	80%	<b>90.83%</b>
Mississippi College	90.00%	68.00%	84.70%	75%	<b>80.90%</b>
Mississippi University for Women	88.90%	91.22%	89.88%	75%	<b>90.00%</b>
University of Mississippi Medical Center	88.00%	93.00%	96.20%	85%	<b>92.40%</b>
University of Southern Mississippi	82.00%	83.33%	94.00%	75%	<b>86.44%</b>
William Carey University	65.00%	83.00%	71.00%	60%	<b>73.00%</b>
<b><i>Masters Degree</i></b>					
Alcorn State University	100%	86.36%	85.00%	80%	<b>90.45%</b>
Delta State University	93.00%	80.00%	100%	80%	<b>91.00%</b>
Mississippi University for Women	87.00%	100%	90.00%	90%	<b>92.33%</b>
University of Mississippi Medical Center	94.00%	86.00%	85.70%	85%	<b>88.57%</b>
University of Southern Mississippi	94.00%	88.23%	92.00%	80%	<b>91.41%</b>
William Carey University	92.00%	92.00%	94.40%	90%	<b>94.47%</b>

\* ELA – Expected levels of achievement.

\*\* EMCC – new program January 2010 with first graduating class December 2011.

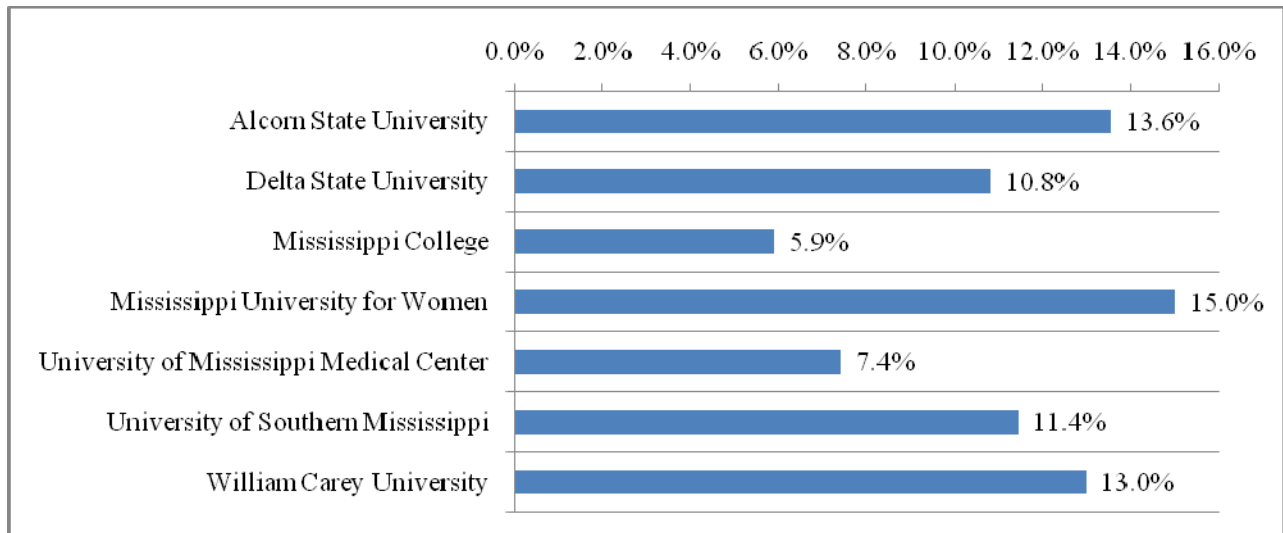
## 2010-11 Degree Completion Rates Above or Below Expected Levels of Achievement (ELA)

### Associate Degree



\* EMCC – new program January 2010 with first graduating class December 2011.

### Baccalaureate Degree

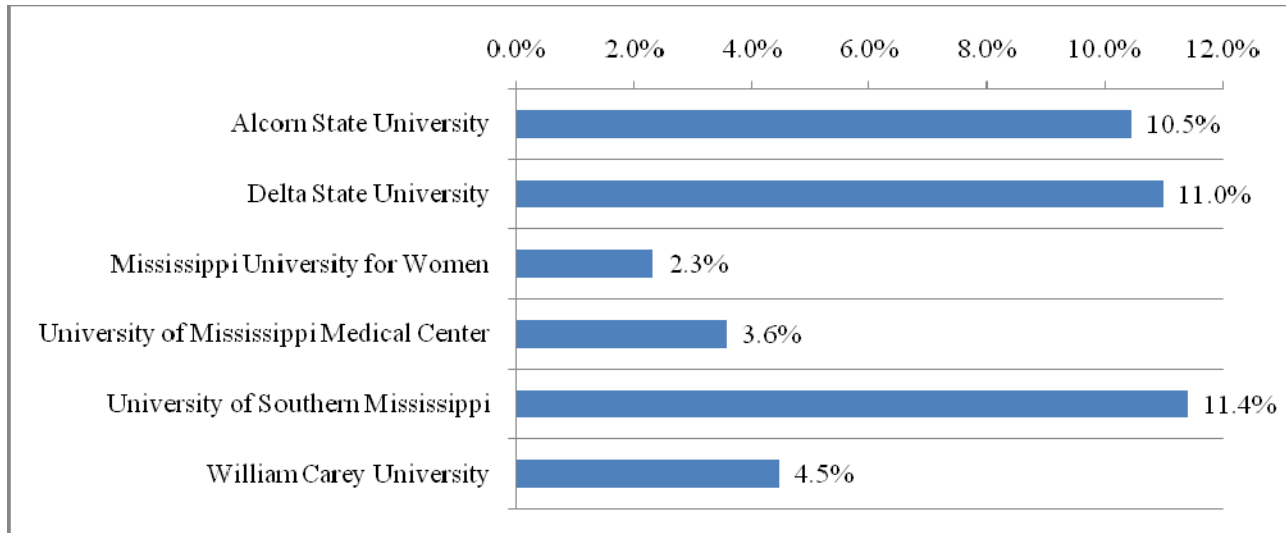


Note: Zero (0.0%) or positive values indicate 2010-11 completion rates meet or exceed Expected Levels of Achievement (ELA) rates. Negative values indicate completion rates fell below ELA rates.



**2010-11 Degree Completion Rates Above or Below  
Expected Levels of Achievement (ELA)**

**Masters Degree**



Note: Zero (0.0%) or positive values indicate 2010-11 completion rates meet or exceed Expected Levels of Achievement (ELA) rates. Negative values indicate completion rates fell below ELA rates.

**Nurse Practitioner Certification Rates  
Calendar Years 2008-2010**

**STANDARD VI: Outcomes 2. c. Certification Pass Rates: Annual certification exam pass rates for all test takers (1<sup>st</sup> and repeat) will be at 80% or above over a three year period.**

College/University Nursing Program	2008	2009	2010	3 Year Mean
Alcorn State University	100%	100%	100%	<b>100%</b>
Delta State University	100%	94.00%	100%	<b>98.00%</b>
Mississippi University for Women	100%	96.00%	100%	<b>98.66%</b>
University of Mississippi Medical Center	82.00%	90.00%	100%	<b>90.66%</b>
University of Southern Mississippi	100%	91.66%	76.66%	<b>89.44%</b>

## National Accreditation Status and Site Visit Schedule

### III. STANDARDS FOR ACCREDITATION. *All Nursing Education Programs must be accredited by a national nursing education accrediting body (NLNAC or CCNE).*

Nursing Program	Accreditation Status		Date of Next Accreditation Visit
	NLNAC*	CCNE**	
<i>Associate Degree</i>			
Alcorn State University	Full Accreditation		Spring 2015
Coahoma Community College	Candidacy Status		Fall 2012
Copiah-Lincoln Community College	Full Accreditation		Spring 2018
East Central Community College	Full Accreditation		Fall 2018
East Mississippi Community College	Initial Accreditation		Fall 2016
Hinds Community College	Full Accreditation		Fall 2018
Holmes Community College	Full Accreditation		Spring 2019
Itawamba Community College	Full Accreditation		Spring 2012
Jones County Junior College	Full Accreditation		Fall 2018
Meridian Community College	Full Accreditation		Spring 2018
Mississippi Delta Community College	Full Accreditation		Spring 2013
Mississippi Gulf Coast Community College	Full Accreditation		Spring 2014
Mississippi University for Women	Full Accreditation		Fall 2013
Northeast Mississippi Community College	Full Accreditation		Spring 2015
Northwest Mississippi Community College	Full Accreditation		Fall 2018
Pearl River Community College	Continuing Accreditation With Conditions		Spring 2013 (Report)
Southwest Mississippi Community College	Full Accreditation		Spring 2012
<i>Baccalaureate/Higher Degree</i>			
Alcorn State University	Full Accreditation		Fall 2015 BSN Fall 2012 MSN
Delta State University		Full Accreditation	Fall 2020 BSN/MSN
Mississippi College		Full Accreditation	Spring 2012 BSN
Mississippi University for Women		Full Accreditation	Spring 2020 BSN/MSN
University of Mississippi Medical Center		Full Accreditation Initial Site Visit	Spring 2012 BSN/MSN Spring 2012 DNP
University of Southern Mississippi		Full Accreditation Initial Site Visit	Spring 2012 BSN/MSN Spring 2012 DNP
William Carey University		Full Accreditation	Spring 2012 BSN/MSN
Mississippi Education Consortium for Specialized Advanced Practice Nursing (MECSAPN: ASU, DSU, MUW, UMMC, & USM)		Full Accreditation Gerontological NP & Psych/Mental Health NP	Spring 2016

\*NLNAC – National League for Nursing Accrediting Commission

\*\*CCNE – Commission on Collegiate Nursing Education