


ENROLLMENT & COMPLETION



65.4%
% OF STUDENTS WHO
ARE MS RESIDENTS

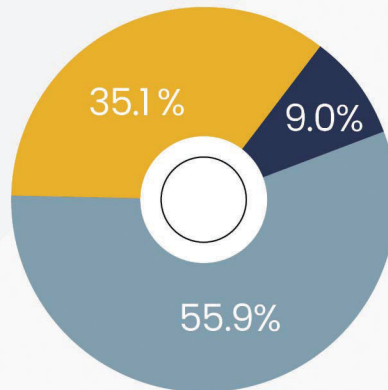


DEGREES CONFERRED
— IN 2023 —

734
DOCTORAL

609
PROFESSIONAL

4,567
STEM (ALL LEVELS)

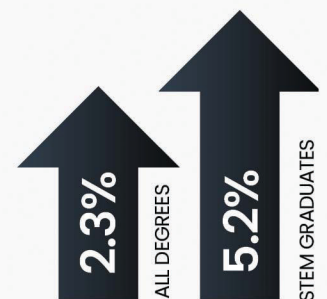


MISSISSIPPI RESIDENTS
IN UNIVERSITIES

● BLACK STUDENTS ● WHITE STUDENTS
● OTHER/UNKNOWN RACE STUDENTS

FALL 2023

77,074
NUMBER OF STUDENTS
FALL 2023 ENROLLMENT



INCREASE IN
DEGREES CONFERRED
ALL LEVELS SINCE AY 2019

ACADEMIC PROGRAMS & RESEARCH




2,243
NUMBER OF RESEARCH
PROJECTS FUNDED
FY 2022



968

ACADEMIC PROGRAMS OFFERED

*AS OF DECEMBER 2023. 968 INCLUDES THE MEDICAL RESIDENT PROGRAMS. 962 IF MEDICAL RESIDENT PROGRAMS ARE EXCLUDED.

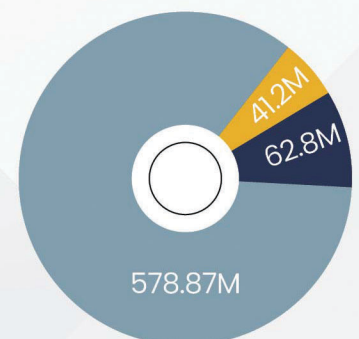


\$682.88M

DOLLAR AMOUNT OF EXTERNAL
RESEARCH FUNDING

FY 2022

FUNDING SOURCES



● FEDERAL ● STATE ● OTHER